



GOVERNMENT OF KIRIBATI

2022 DEVELOPMENT BUDGET

ADAPTING TO THE NEW NORMAL

TE WAAKI INANON TE TANEIAI AE E BOOU

AS APPROVED BY THE MANEABA NI MAUNGATABU

November 2021

National Economic Planning Office
Ministry of Finance and Economic Development
Bairiki, Tarawa

FOREWORD

It gives me great honour and pleasure to present this 2022 Development Budget Book for public information and use.

The annual development budget presents a consolidation of the development projects that are to be pursued for the year. It brings together the Government of Kiribati funded Local Contribution to the Development Fund and pledges from development partners.

This year, we have changed how we present the development budget and expanded the discussion on key issues to make the information more accessible. We have also included new graphical presentations of the information included in the tables. I trust this will assist in communicating the Government's vision for a healthy, wealthy and safe future with people at the centre of it all.

The theme for this year's budget is '*Adapting to the New Normal*'. This builds on the 2021 theme to embrace the new normal, by recognising that the COVID-19 pandemic is here for the foreseeable future, and we must adapt to live with it.

To build resilience and ensure our future prosperity, we must invest in human, social, natural and physical capital today. The Development Budget outlines how we will do this for 2022.

The 2022 Development Budget could not be delivered without the contributions of our development partners.

I wish to reaffirm the Government's deepest appreciation to all our development partners for their continued and unwavering support to our development agenda. We look forward to continuing this cordial partnership into 2022.

I would also like to thank the National Economic Planning Office and Senior Ministry of Finance and Economic Development management for their tireless efforts in preparing this document.

May we pray that God will bless the 2022 Development Budget and our beloved country, Kiribati, as we adapt to the new normal.

Te Mauri, Te Raoi ao Te Tabomoa!

Hon. Dr Teuea Toatu
Vice President & Minister of Finance and Economic Development
Bairiki, Tarawa

TABLE OF CONTENTS

2022 DEVELOPMENT BUDGET AT A GLANCE	1
INTRODUCTION	2
DEVELOPMENT BUDGET METHODOLOGY	2
CHANGES IN 2022	3
UNDERSTANDING THE FIGURES	3
UNDERSTANDING THE TABLES	3
2022 DEVELOPMENT BUDGET OVERVIEW	5
DEVELOPMENT PRIORITIES	5
REVENUE	6
LOCAL CONTRIBUTION TO THE DEVELOPMENT FUND.....	6
DEVELOPMENT PARTNERS.....	6
EXPENDITURE	7
GEOGRAPHIC ALLOCATION	7
KIRIBATI 20-YEAR VISION (KV20) AND KDP	8
FINANCIAL SYSTEM	8
CARRY-OVER PROJECTS	8
RISKS AND SENSITIVITIES	9
GRAPHICAL PRESENTATION OF DEVELOPMENT BUDGET	10
FIGURE 1: 2022 BUDGET ALLOCATION OF RESOURCES.....	10
FIGURE 2: 2022 BUDGET ALLOCATION OF RESOURCES BY MINISTRY AND DONOR.....	11
FIGURE 3: ALLOCATION OF FINANCIAL RESOURCES TO SECTORS AND THE TOP 10 MAJOR PROJECTS.....	12
FIGURE 4: DONOR COMMITTED FUNDS VERSUS THE AMOUNT ACTUALLY RECEIVED 2021	13
FIGURE 5: DONOR INVESTMENTS TO THE KIRIBATI DEVELOPMENT PLAN (KDP).....	14
FIGURE 6: DONOR INVESTMENTS TO THE KIRIBATI 20-YEAR VISION (KV20).....	15
TABLE 1: DEVELOPMENT BUDGET OVERVIEW	16
TABLE 2A: MINISTRY DEVELOPMENT BUDGET BY REGION 2022	17
TABLE 2B: MINISTRY DEVELOPMENT BUDGET BY KDP SECTOR 2022	18
TABLE 2C: MINISTRY DEVELOPMENT BUDGET BY KV20 PILLARS 2022	19
TABLE 3: DEVELOPMENT BUDGET BY DONOR (2020-2025)	20
TABLE 4: DEVELOPMENT BUDGET SUMMARY BY MINISTRY (2020-2025)	21
TABLE 5: TOTAL INVESTMENTS FOR 2021 AND 2022	22
TABLE 6 – DEVELOPMENT BUDGET SUMMARY 2020-2025	23
TABLE 7A: DEVELOPMENT BUDGET BY MINISTRY 2020-2025 GOK SYSTEM	25
TABLE 7B: DEVELOPMENT BUDGET BY MINISTRY 2020-2025 DONOR SYSTEM	48
TABLE 8: COMPLETED PROJECTS	55

2022 DEVELOPMENT BUDGET AT A GLANCE

The annual Development Budget summarises the expected funding for development projects in the year. These projects link to the Government's development priorities as expressed in the Kiribati 20-Year Vision (KV20) and the Kiribati Development Plan (KDP).

For 2022, the Development Budget includes new funding pledges for projects with a total value of \$262.7 million, or 81 per cent of GDP.

The Government of Kiribati Local Contribution to the Development Fund (LCDF) is \$93.6 million, 29 per cent of GDP, and 36 per cent of the total Development Budget.

Pledges from development partners total \$169.1 million, 52 per cent of GDP and 64 per cent of the total Development Budget.

In 2022, the main LCDF funded expenditure is on social protection payments for the Copra Subsidy and Support for the Unemployed. These items total \$72.4 million, 28 per cent of the total Development Budget.

After the social protection allocation, total funding for development projects is estimated at \$190.3 million. Of this, the top three investment areas by Ministry are:

- Energy, sanitation, water and transport projects, through the Ministry for Infrastructure and Sustainable Energy (MISE), totalling \$78.8 million (30 per cent of the total Development Budget).
- Education projects, through the Ministry of Education (MOE), totalling \$21.2 million (8 per cent of the total), including \$6.5 million for overseas scholarships.
- Health projects through the Ministry for Health and Medical Services (MHMS), totalling \$15.8 million (6 per cent of the total).

The geographic allocation of the Development Budget reflects National projects to the value of \$162.2 million (62 per cent of the total), Gilbert Group projects of \$89.3 million (34 per cent of the total) and Line and Phoenix Islands, \$11.3 million (4 per cent of the total).

The KV20 distribution is skewed to the Wealth category, as this reflects the social protection payments. In 2022, the allocation to the Wealth pillar is \$148.7 million, or 57 per cent of the total, Infrastructure accounts for \$99.4 million (38 per cent), Peace and Security \$9.6 million (4 per cent) and Governance \$5.0 million (2 per cent).

The KDP pillars show Infrastructure with the most allocated funding. \$99.4 million (38 per cent of the total) is allocated for Developing Infrastructure, \$87.4 million (33 per cent of the total) for Economic Wealth (this includes social protection payments), \$35.8 million (14 per cent of the total) for Harnessing Human Wealth (that is education), \$15.9 million (6 per cent of the total) for Health, \$19.2 million for environmental resilience (7 per cent of the total), and \$4.9 million (2 per cent of the total) on governance projects.

Some development projects will carry over from 2021. The total outstanding balance of expected carry-overs in 2021 is estimated at \$114.9 million, bringing the total value of potential expenditure through the Development Fund in 2022 to \$377.7 million (117 per cent of GDP) on a total of 898 projects.

INTRODUCTION

The annual Development Budget summarises the expected funding for development projects in the year. These projects link to the Government's development priorities as expressed in the Kiribati 20-Year Vision (KV20) and the Kiribati Development Plan (KDP).

The Development Budget reflects the best available information at the time it is prepared, and is subject to change as more information becomes available. It provides a useful snapshot of Government development priorities, and the composition of Government and development partner support to achieve them.

The Development Budget was prepared consistent with the assumptions and economic outlook included in the 2022 Recurrent Budget. In particular, the assumption that borders will re-open in 2022, removing barriers to travel and trade, and enabling project delivery to accelerate.

Development Budget Methodology

The execution of the Development Budget 2022 is governed by the Development Fund Rules as per Section 11 of CAP 79 – Public Finance (Control and Audit). All information is in Australian Dollars.

The 2022 Development Budget outlines expected expenditure from the Development Fund in 2022. It brings together pledges from development partners and the Local Contribution to the Development Fund (LCDF) appropriated by Parliament through the 2022 Recurrent Budget. It captures projects that are underway, shown in the 2021 balance, and estimates of funding pledged to be expended in 2022.

Projects can be executed either through Government of Kiribati systems or through Donor systems.

LCDF contributions are approved by Parliament and appropriated annually to the Development Fund. Balances that are not fully expended in the budget year carry-over to the next year. This allows Development Fund balances to grow over time, and enables project delivery to be spread over the current year and forward estimates. This attribute has been critical in managing project timing and execution risks, especially in times of uncertainty, such as the current COVID-19 pandemic.

Project planning is still maturing, and efforts continue to enhance the accuracy and reliability of forward estimates and project costs.

Where possible, forward estimates of LCDF and development partner programs have been incorporated into the budget out-years. For development partner projects, the estimates have been developed in consultation with development partners, and generally cover only the forward program relevant to that partner.

In almost all cases, confirmed development partner projects do not extend across the full forward estimates. This should not be interpreted as a removal or reduction of that partner's support in any given year. Forward estimates only represent the information available to the Government at the time the report was prepared.

Changes in 2022

A key change in 2022 is that social protection transfer payments for Support for the Unemployed are included in the LCDF, and form part of the 2022 Development Budget.

This reflects the view that these payments are a contribution to economic development as the extra income available to the beneficiaries enables them to carry out commercial activities. The Development Fund has operational advantages for such demand driven payments, in that the funding is not constrained by the annual appropriation process, and if not used in one year, the funds are available for future years.

The presentation of the 2022 Development Budget maintains the new structure that was updated and used for the 2021 Development Budget. This change was in response to requests from Parliamentarians for a more readable and user-friendly document.

The introductory text has been expanded to include more analysis of the contents of the budget, and to highlight key initiatives.

New figures illustrating project investments by donors have also been included.

Understanding the Figures

The figures seek to illustrate key features of the Development Budget.

Figure 1 shows the Development Budget allocations by KDP sector, KV20 pillars, by region and ministry by number of projects.

Figure 2 shows the distribution of funding by Ministry and donor.

Figure 3 shows Development Budget financing sources by KDP sector. It shows pledged funding and the number of projects. It also shows the top 10 projects that account for two thirds of Development Budget expenditure.

Figure 4 illustrates the difference between Development Partner pledges at the time the budget is prepared and actual funds received into the No 4 account for 2021.

Figure 5 shows the distribution of donor funds by KDP sector.

Figure 6 shows the distribution donor investments by KV20 pillar.

Understanding the Tables

The Development Budget comprises a large number of tables that slice and dice the information in a variety ways, including by geographic dispersion, KV20 and KDP priorities, Government Ministry and development partner, as well as financial system utilised to manage expenditure.

Consistent with the Recurrent Budget, all tables showing multiple years cover the full period of 2020 through to 2025 projections, where the information is available.

Table 1 provides an overview of the Development Budget.

Table 2 shows the split of funding by Ministry and Region, KDP and KV20 categories. The region split separates the outer islands into the Gilbert Group, Line and Phoenix Group and National projects.

Projects that cover the 'Outer Islands' (including projects on Banaba) are classified under 'Gilbert'. Those projects with a national focus across all islands are classified as 'National'.

The breakdown by Ministry across KDP sectors is shown in Table 2b and the breakdown across KV20 Pillars is shown in Table 2c.

Table 3 shows contributions to the Development Budget by donor.

Table 4 shows the Development Budget by Ministry.

Table 5 shows total investments by 2021 remaining balance and 2022 pledges.

Table 6 shows the Development Fund summary by financial system used – either Government of Kiribati or Donor systems.

Tables 7 a and b summarise the list of funded development projects with their actual and estimated costs. The table summarizes how funds are channelled through and managed separately, either using the (i) Government of Kiribati System or the (ii) Donor System.

Table 8 lists completed projects.

The projects included in the Development Budget link to the Government's development priorities as expressed in the Kiribati 20-Year Vision and the Kiribati Development Plan (KDP).

They will also assist in achieving the goals of the Istanbul Plan of Action, the Sustainable Development Goals (the 2030 Agenda), the SIDS Accelerated Modalities of Action (SAMOA) Pathway; and the Framework for Pacific Regionalism.

The Government of Kiribati would like to thank the Development Partners for their assistance in the preparation of this document. The support of Partners in achieving the development needs of Kiribati is gratefully acknowledged.

2022 DEVELOPMENT BUDGET OVERVIEW

The theme for this year's budget is '*Adapting to the New Normal*'. This builds on the 2021 theme to embrace the new normal, by recognising that the COVID-19 pandemic is here for the foreseeable future, and we must adapt to live with it.

To build resilience and ensure our future prosperity, we must invest in human, social, natural and physical capital today. The Development Budget outlines how we will do this for 2022.

For 2022, the Development Budget includes new funding pledges for projects with a total value of \$262.7 million, or 81 per cent of GDP. This includes a contribution of:

- \$93.6 million from the LCDF, 29 per cent of GDP, and 36 per cent of the total Development Budget; and
- \$169.1 million from development partners, 52 per cent of GDP and 64 per cent of the total Development Budget.

Development priorities

The main development priorities, by Ministry are as follows.

- Energy, sanitation, water and transport projects, through the Ministry for Infrastructure and Sustainable Energy (MISE), totalling \$78.8 million (30 per cent of the total Development Budget). The top three projects are:
 - Kiribati Outer Islands Transport Infrastructure Project, Asian Development Bank (ADB), \$33.7 million;
 - South Tarawa Renewable Energy Project, ADB, \$16.0 million; and
 - Promoting Outer Island Development Through the Integrated Energy Roadmap, Global Environment Facility (GEF), \$14.0 million.
- Social protection payments through the Ministry of Finance and Economic Development (\$40 million Copra Subsidy) and Ministry for Women, Youth, Sport and Social Affairs (MWYSSA) (\$32.4 million Support for the Unemployed), totalling \$72.4 million, 28 per cent of the total Development Budget.
- Education projects, through the Ministry of Education (MOE), totalling \$21.2 million (8 per cent of the total Development Budget). The top three projects are:
 - Kiribati Education Improvement Program (KEIP) Phase 3 to 5, \$10.0 million from the Australian Department of Foreign Affairs and Trade (DFAT);
 - Overseas scholarships, \$6.5 million from the Government of Kiribati;
 - Student transport, \$1.4 million from the Peoples Republic of China (PRC).
- Health projects through the Ministry for Health and Medical Services (MHMS), totalling \$15.8 million (6 per cent of the total). The top three projects are:
 - Health Sector System Strengthening, \$4.0 million from the World Bank;
 - Overseas medical referrals, \$2.0 million, from the Government of Kiribati; and

- Kiribati Hospital Infrastructure (Betio Hospital and contribution to TCH maintenance), \$1.8 million from New Zealand Ministry of Foreign Affairs and Trade (MFAT).

The top 10 projects account for two thirds (66 per cent) of 2022 Development Budget expenditure.

REVENUE

Revenue for the Development Budget comes from two sources: the LCDF and development partners.

Local Contribution to the Development Fund

In 2022, the LCDF contribution is \$93.6 million, 36 per cent of the total Development Budget. Social protection payments account for the majority of LCDF projects, with a total of \$72.4 million, 77 per cent of the LCDF, allocated for the Copra Subsidy (\$40 million) and Support for the Unemployed (\$32.4 million).

New funding for LCDF projects excluding social protection is \$21.2 million, with the top three being: overseas scholarships, \$6.5 million; infrastructure maintenance, \$3.0 million; and overseas medical referrals, \$2.0 million.

It is important to note that the 2022 Development Budget provides additional funding for projects. Some existing projects may have unspent funds that will carry-over from 2021 and be available for use.

Development Partners

Development partners are expected to contribute \$169.1 million (52 per cent of GDP and 64 per cent of the total) in 2022. The top six donors are:

- ADB with \$49.7 million (19 per cent of the total), with two infrastructure focussed projects:
 - Kiribati Outer Islands Transport Infrastructure Project, \$33.7 million; and
 - South Tarawa Renewable Energy Project, \$16.0 million;
- DFAT with \$28.3 million (11 per cent of the total), on 15 projects, with most resources directed at education and infrastructure projects. The top three projects are:
 - Kiribati Education Improvement Program (KEIP) Phase 3 to 5, \$10.0 million;
 - Submarine Cable, \$6.0 million; and
 - Skills for Employment (Kiribati Facility), \$5.4 million.
- MFAT with \$24.2 million (9 per cent of the total), with 45 projects mainly supporting utilities reform and health projects. The top three are:
 - Utilities reform projects, \$5.6 million;
 - Scholarships, \$2.3 million; and
 - Kiribati Hospital Infrastructure (Betio Hospital and contribution to TCH maintenance), \$1.8 million.

- the World Bank with \$20.2 million (8 per cent of the total), on five projects, related to broad resilience and adaptation outcomes, with the top three projects being:
 - Outer Island Resilience and Adaptation Project, \$7.2 million;
 - South Tarawa Sanitation Project, \$7.2 million; and
 - Health Sector System Strengthening, \$4.0 million.
- GEF with \$14 million (5 per cent of the total) on one project, Promoting Outer Island Development Through the Integrated Energy Roadmap.
- PRC with \$14 million (5 per cent of the total) on 11 projects, mainly supporting transport, agriculture, disaster resilience and community projects. The top three projects are:
 - Agriculture projects, \$2.8 million;
 - Fit for purpose landing craft for the Line and Phoenix Group, \$2.4 million; and
 - Small grants of \$2.1 million, and the Disaster Resilience Fund contribution of \$2.1 million.

In addition, development partners also provide direct budget support in the Recurrent Budget. In 2022, this is estimated to be \$17.4 million with contributions expected from the World Bank, ADB, DFAT, MFAT and the European Union.

EXPENDITURE

The 2022 Development Budget planned expenditure can be considered by geographical allocation, alignment with KV20 pillars and KDP sectors, as well as by financial system used.

Geographic Allocation

The geographic allocation of the Development Budget reflects National projects to the value of \$162.2 million (62 per cent of the total), Gilbert Group projects of \$89.3 million (34 per cent of the total) and Line and Phoenix Islands, \$11.3 million (4 per cent of the total).

There are seven projects scheduled for the Line and Phoenix Islands. They include LCDF funded support for Kiritimati of \$1 million related to power supply (fuel), and \$1 million for secondary schools. The European Union (EU) is supporting improved sanitation (\$2.5 million) and drinking water in Kiritimati (\$1.6 million), and UNICEF is outlaying \$1.9 million for its partnership for the sustainable and inclusive socio-economic development of Kiritimati. PRC will provide \$2.4 million for the Fit for Purpose Landing Craft for the Line & Phoenix Group project and \$0.7 million the Kiritimati Copra Mill.

There are 29 projects scheduled for the Glibert Group. The top three projects in the Group are:

- \$33.7 million for the Kiribati Outer Island Transport Infrastructure Project (KOITIP) funded by the ADB;
- \$16.0 million for the South Tarawa Renewable Energy Project (STREP) funded by the ADB; and
- \$10.0 million for the Kiribati Education Improvement Program (KEIP) Phase 3 to 5, provided by DFAT.

There are 91 National projects proposed for 2022. The top three projects after the Copra Subsidy and the Support for the Unemployed payments (\$40 million and \$32.4 million from the LCDF respectively) include:

- \$14.0 million from the GEF for the Promoting Outer Island Development through the Integrated Energy Roadmap;
- \$7.2 million for the Outer Island Resilience and Adaptation Program funded by the World Bank; and
- \$6.5 million for overseas scholarships from LCDF.

Kiribati 20-Year Vision (KV20) and KDP

The KV20 distribution is skewed to the Wealth category, as this reflects the social protection payments. In 2022 the allocation to the Wealth pillar is \$148.7 million, or 57 per cent of the total, Infrastructure accounts for \$99.4 million (38 per cent), Peace and Security \$9.7 million (4 per cent) and Governance \$5.0 million (2 per cent).

The KDP pillars show Infrastructure with the most allocated funding. \$99.4 million (38 per cent of the total) is allocated for Developing Infrastructure, \$87.4 million (33 per cent of the total) for Economic Wealth (this includes social protection payments), \$35.8 million (14 per cent of the total) for Harnessing Human Wealth (that is education), \$15.9 million (6 per cent of the total) for Health, \$19.2 million for environmental resilience (7 per cent of the total), and \$4.9 million (2 per cent of the total) on governance projects.

Financial System

Projects are funded through Donor or Government systems. The decision on which system to use reflects the confidence donors have in the integrity and financial governance of the Government's financial system.

In 2022, \$116.8 million or 44 per cent of projects are expected to be channelled through Government systems. If social protection payments are excluded, this amount is \$44.4 million, or 17 per cent of total Development Fund expenditure.

CARRY-OVER PROJECTS

There are ongoing projects where funding may not be reflected in 2022, but are likely to continue with funding carrying over from 2021. For example, unspent 2021 funds for Ministry of Information, Communication and Transport projects total \$34.2 million (mainly related to the Embraer and Tug and Barge projects), and \$12.5 million for MISE (mainly the Outer-Island Infrastructure Project).

The total outstanding balance of projects in 2021 is estimated at \$114.9 million, bringing the total value of expenditure through the Development Fund in 2022 to \$377.7 million, on a total of 898 projects.

RISKS AND SENSITIVITIES

Project implementation has been slowed by the COVID-19 pandemic, especially travel restrictions and supply constraints. Costs have increased, reflecting global supply issues. Projects have moved to use virtual communication and management tools as much as possible. However, project delivery will continue to be constrained unless travel restrictions are eased and equipment and material supply constraints are addressed.

The 2022 Development Budget reflects assumptions regarding the economic outlook that may not eventuate, especially around the path of the COVID-19 pandemic, increased vaccination rates, opening up of borders, and resolution of global supply issues. The main risks relates to students being able to travel, and to projects being able to access the necessary technical skills and supplies to support project progress. This is especially critical for large infrastructure projects. Cost assumptions are also likely to be underestimates.

The estimates in the 2022 Development Budget reflect the best available information at the time they are prepared. Actual receipt and disbursement of funds may not, in the event, match the estimates. Priorities may also change through the year, in mutual agreement with development partners, especially bilateral partners.

Improvements continue to be made to the administration of the Development Fund, including reconciliation and data cleansing. This will be ongoing through 2022.

GRAPHICAL PRESENTATION OF DEVELOPMENT BUDGET

Figure 1: 2022 Budget Allocation of Resources

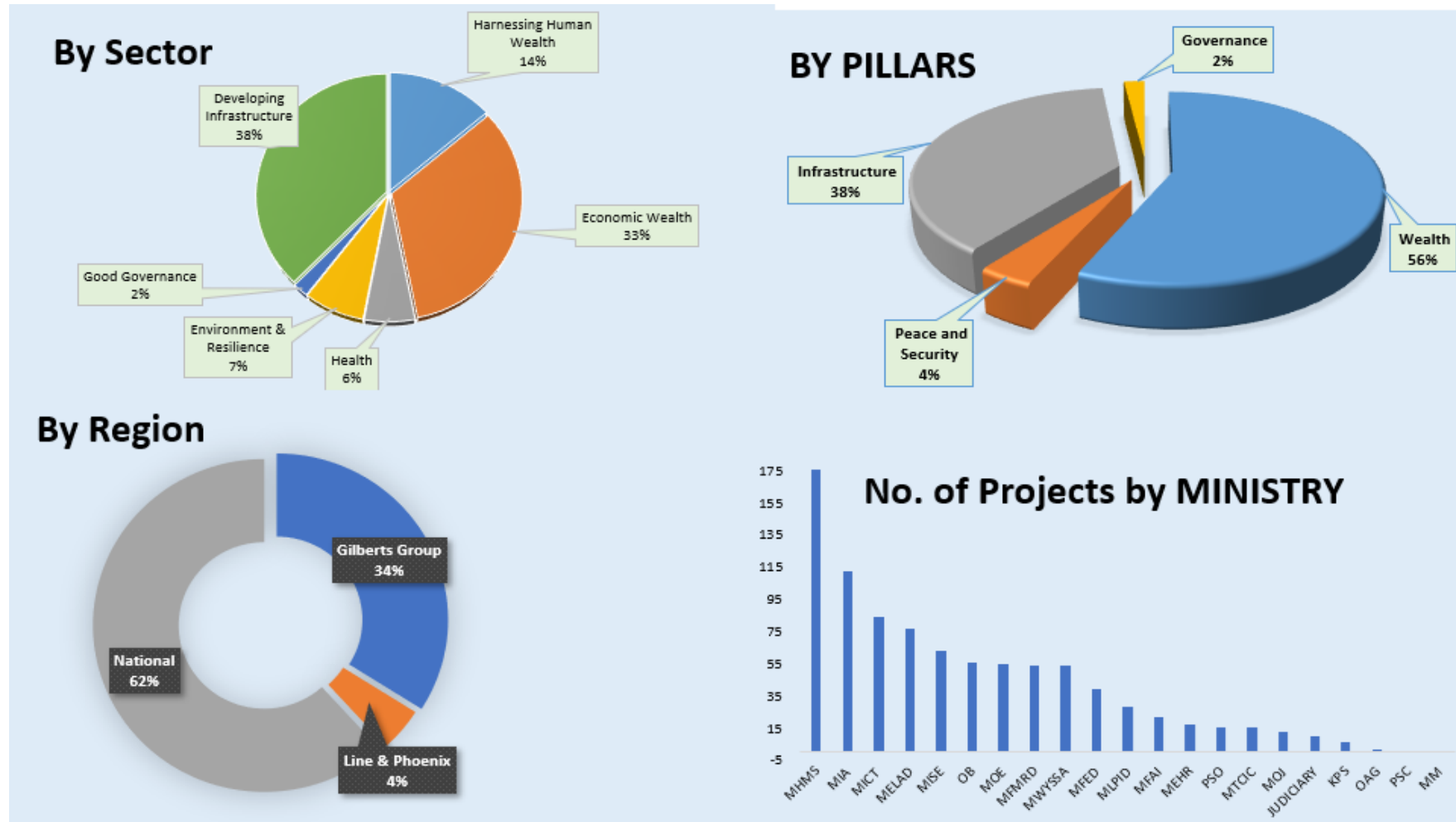


Figure 2: 2022 Budget Allocation of Resources by Ministry and Donor

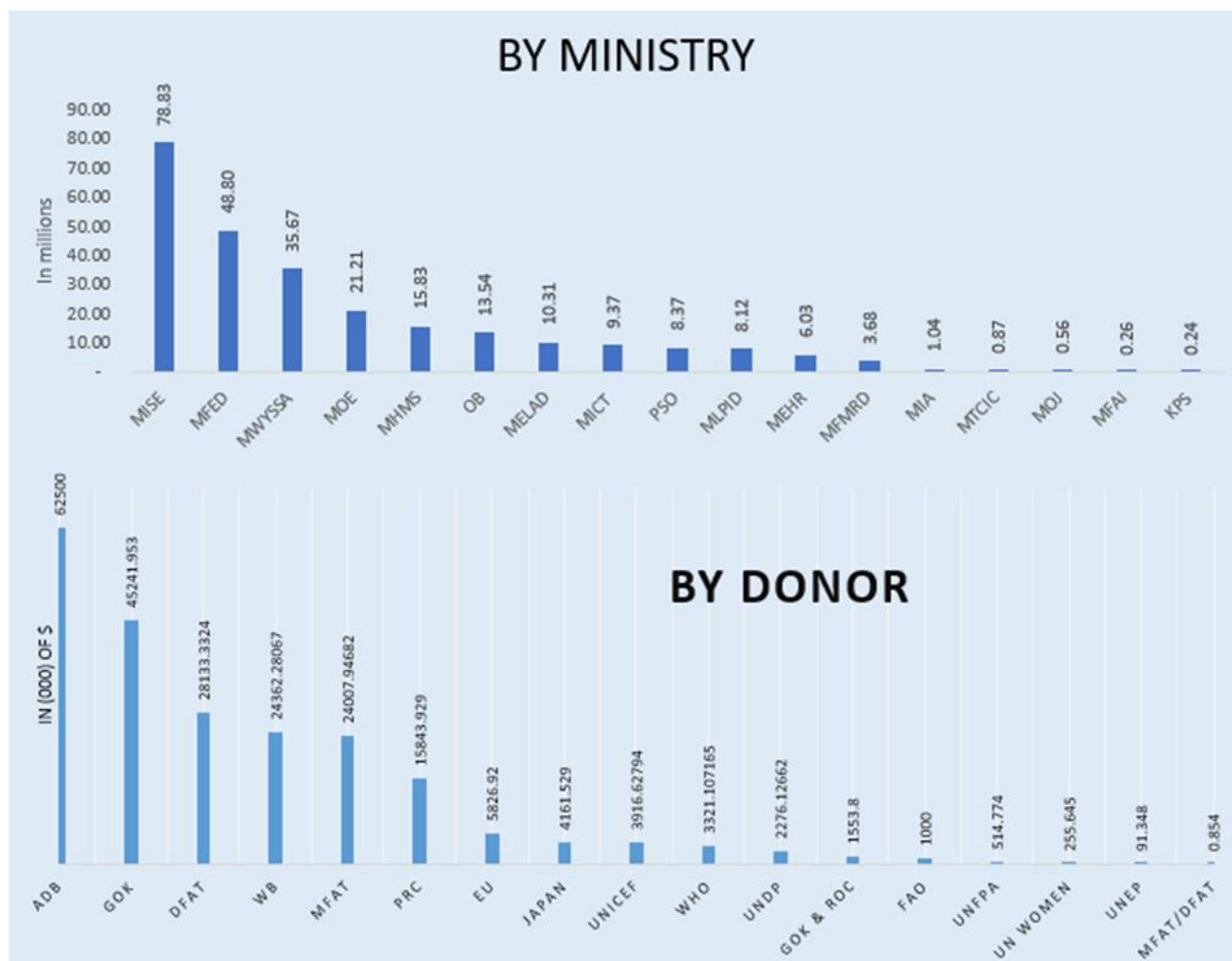
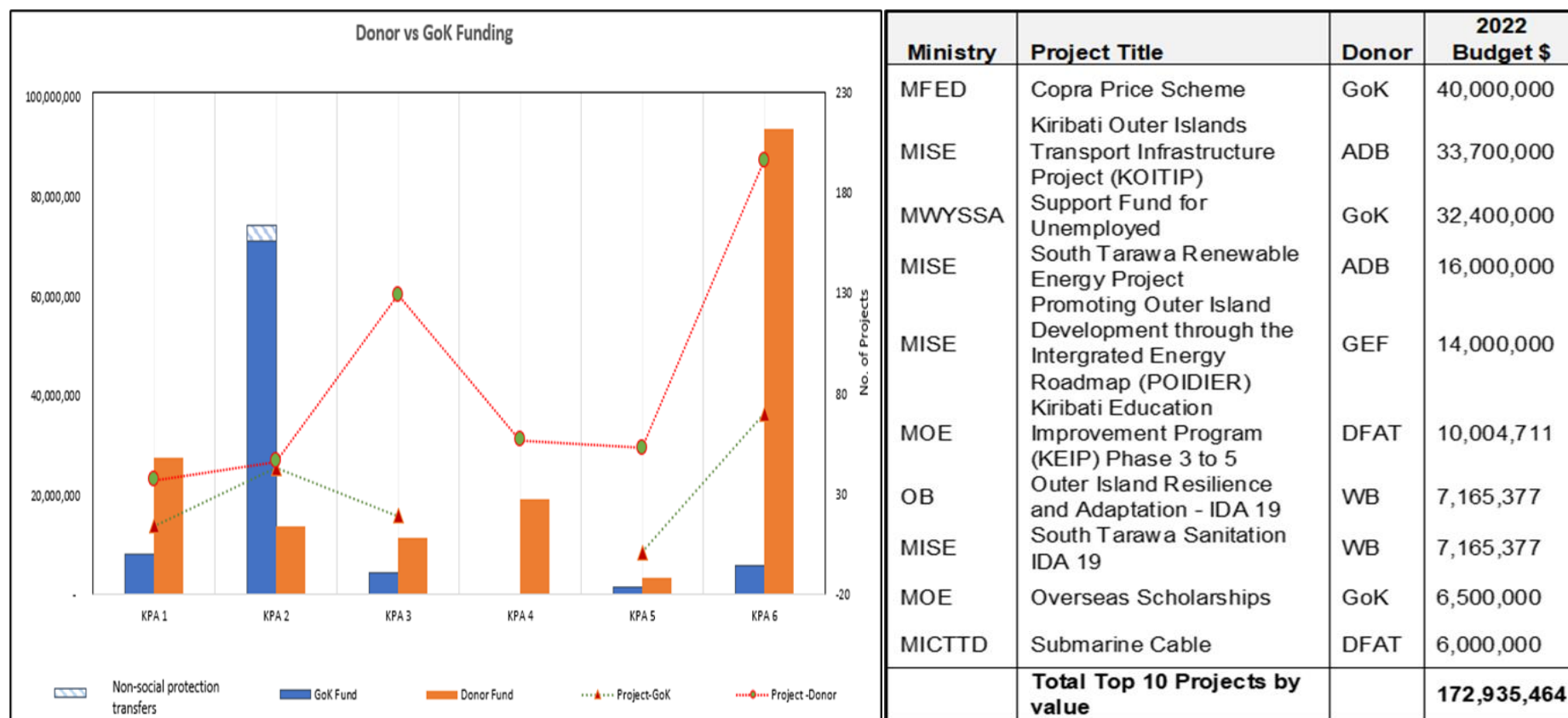


Figure 3: Allocation of Financial Resources to Sectors and the top 10 Major Projects



KPA 1: Harnessing our Human Wealth

KPA 2: Growing our Economic Wealth and Leaving No-one Behind

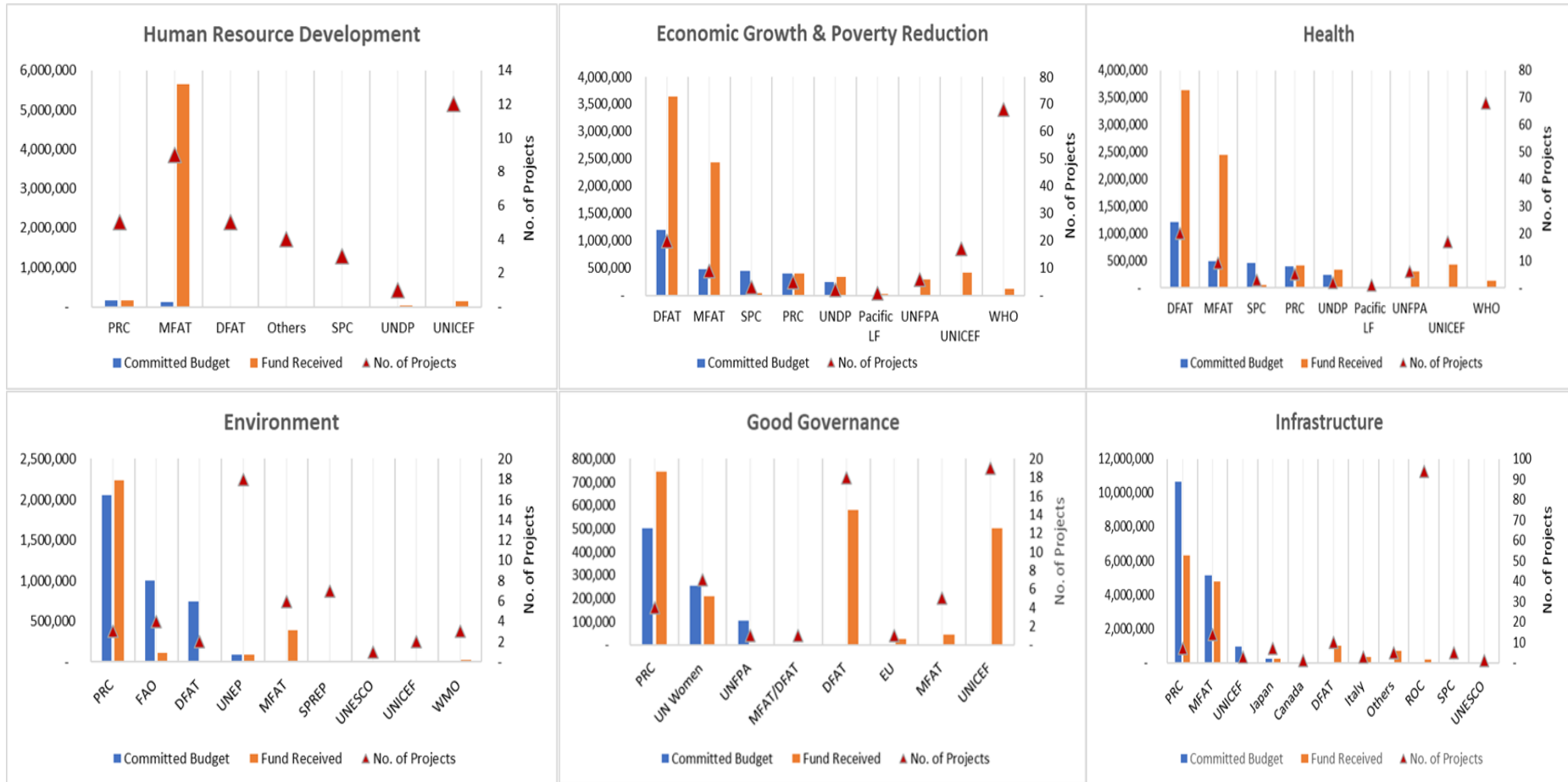
KPA 3: Improving our Health

KPA 4: Protecting and Managing our Environment and Strengthening Resilience

KPA 5: Good Governance

KPA 6: Infrastructure Development

Figure 4: Donor Committed Funds versus the Amount Actually Received 2021



Note:

- The Chart presents the amount of fund committed by Donors versus the amount received (from Donors) as at end of financial period.
- The chart reflects the total amount of fund received in the Government No. 4 Account.
- The update reflected in this chart are for funds that goes into the Government System.

Figure 5: Donor investments to the Kiribati Development Plan (KDP)

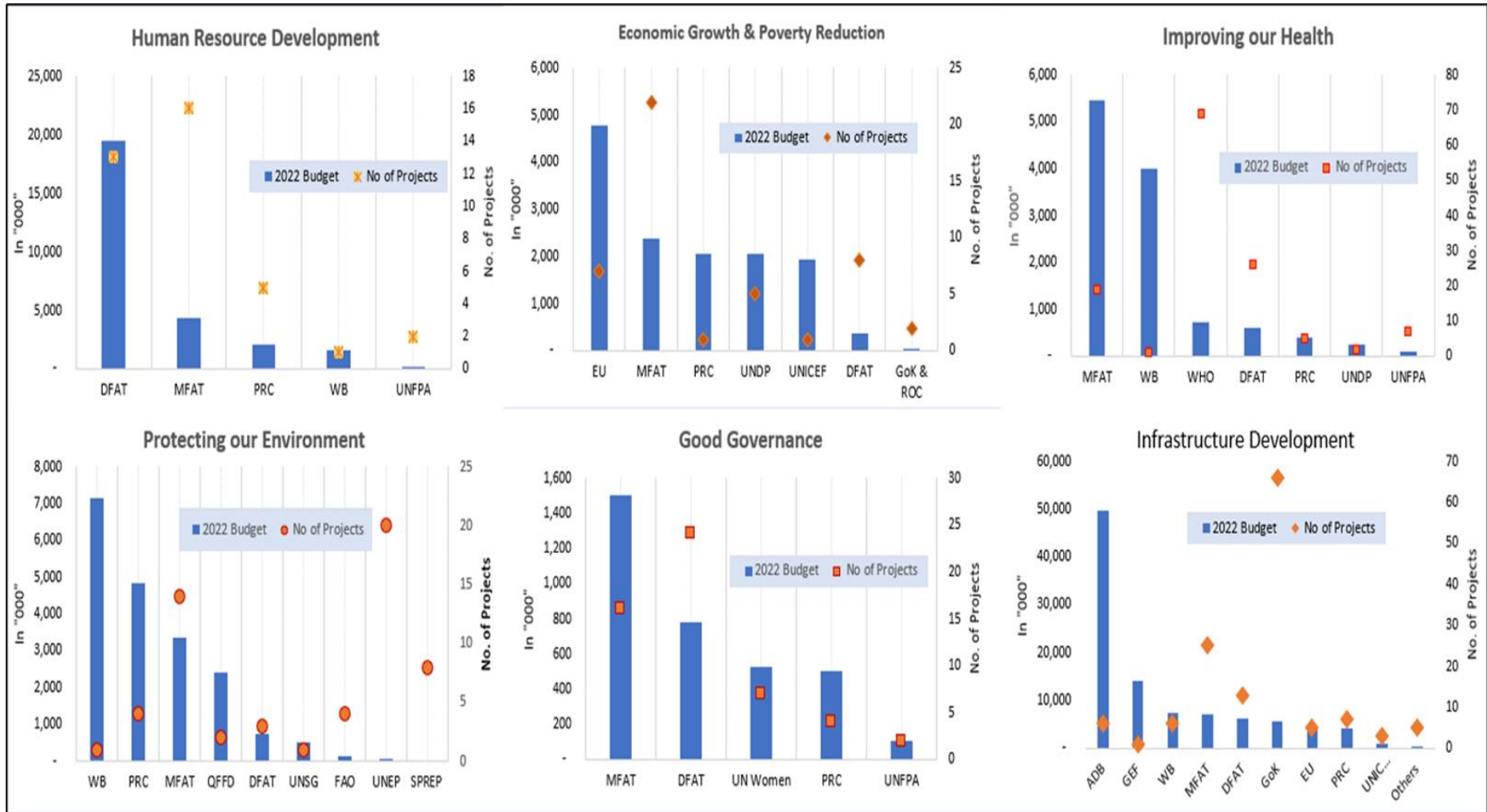


Figure 6: Donor investments to the Kiribati 20-Year Vision (KV20)

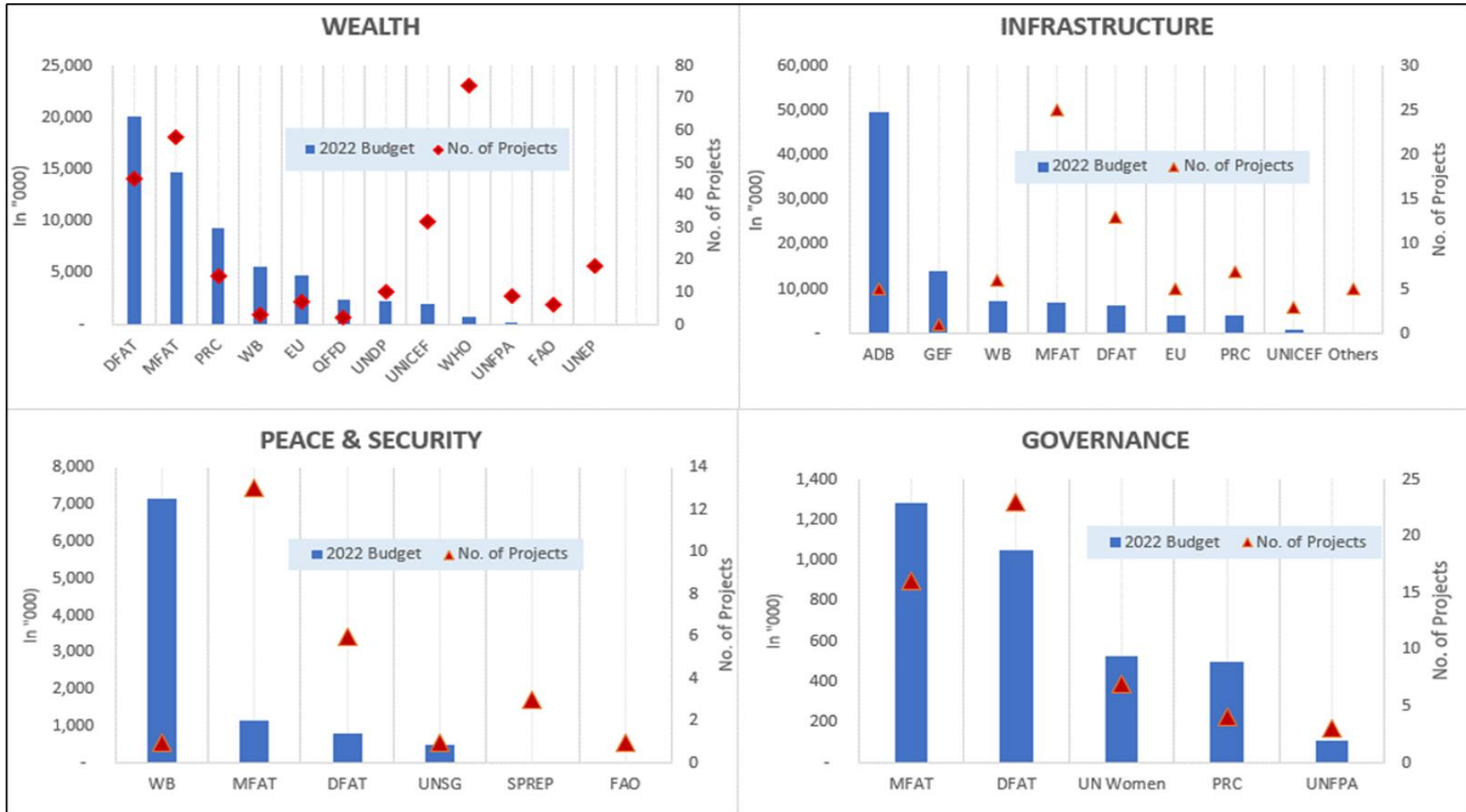


TABLE 1: DEVELOPMENT BUDGET OVERVIEW

Element	2022 Budget	Share of GDP	Share of Total Budget	Excluding Social Protection	Share of Total Budget
	\$	%	%	\$	%
Local Contribution to the Development Fund	93,634,287	29%	36%	21,234,287	11%
<i>Copra Subsidy</i>	40,000,000	12%	15%		
<i>Support for the Unemployed</i>	32,400,000	10%	12%		
<i>Projects and Grants</i>	21,234,287	7%	8%	21,234,287	11%
Donor Contribution	169,107,972	52%	64%	169,107,972	89%
Total Development Fund	262,742,259			190,342,259	
Total a a proportion of GDP (%)	81%			59%	
By Region					
National	162,187,325	50%	62%	89,787,325	47%
Gilbert Group	89,295,324	28%	34%	89,295,324	47%
Line and Phoenix	11,259,611	3%	4%	11,259,611	6%
By KV20 Pillars					
Wealth	148,684,633	46%	57%	76,284,633	40%
Peace & Security	9,647,661	3%	4%	9,647,661	5%
Infrastructure	99,445,083	31%	38%	99,445,083	52%
Governance	4,964,881	2%	2%	4,964,881	3%
By KDP Sectors					
Harnessing Human Wealth	35,820,190	11%	14%	35,820,190	19%
Economic Wealth	87,419,504	27%	33%	15,019,504	8%
Health	15,898,146	5%	6%	15,898,146	8%
Environment & Resilience	19,242,453	6%	7%	19,242,453	10%
Good Governance	4,916,883	2%	2%	4,916,883	3%
Developing Infrastructure	99,445,083	31%	38%	99,445,083	52%
By Ministry					
Ministry of Finance and Economic Development	48,800,372	15%	19%	8,800,372	5%
Ministry of Women, Youth, Sport and Social Affairs	35,666,489	11%	14%	3,266,489	2%
Ministry of Infrastructure and Sustainable Energy	78,825,111	24%	30%	78,825,111	41%
Ministry of Education	21,213,831	7%	8%	21,213,831	11%
Ministry of Health and Medical Services	15,830,947	5%	6%	15,830,947	8%
Other	62,405,508	19%	24%	62,405,508	33%
By System					
GOK System	116,789,532	36%	44%	44,389,532	31%
Donor System	145,952,727	45%	56%	145,952,727	69%
Donor Composition					
				Share of Donor	
Government of Kiribati	93,634,287	29%	36%		55%
Asian Development Bank	49,700,000	15%	19%		29%
Department of Foreign Affairs and Trade	28,312,249	9%	11%		17%
Ministry of Foreign Affairs and Trade	24,237,703	8%	9%		14%
World Bank	20,150,753	6%	8%		12%
Global Environment Facility	14,000,000	4%	5%		8%
Peoples Republic of China	14,000,000	4%	5%		8%
Other	18,707,266	6%	7%		11%
	Total Number	2021 Remaining Balance	2022 New Pledges	Total	Share of GDP
Total Projects	898	114,940,317	262,742,259	377,682,576	117%

TABLE 2A: MINISTRY DEVELOPMENT BUDGET BY REGION 2022

Ministry Code	Ministry	Gilberts Group	Line & Phoenix	National	Grand Total
09	Office of Te Beretitenti	800,000		12,738,357	13,538,357
10	Public Service Office	700,000		7,672,219	8,372,219
11	Judiciary				
12	Kiribati Police Service			243,958	243,958
13	Public Service Commission				
14	Ministry of Foreign Affairs and Immigration	255,041			255,041
15	Ministry of Internal Affairs	1,043,999			1,043,999
16	Ministry of Environment, Lands and Agricultural Development	116,481		10,194,890	10,311,371
17	Maneaba ni Maungatabu				
18	Ministry of Tourism, Commerce, Industry and Cooperatives		701,728	172,177	873,905
20	Office of the Attorney General				
21	Ministry of Fisheries and Marine Resource Development			3,682,030	3,682,030
22	Ministry of Health and Medical Services	2,747,190		13,083,757	15,830,947
23	Ministry of Education	10,254,711		10,959,120	21,213,831
24	Ministry of Information, Communication and Transport	6,000,000	2,435,500	936,651	9,372,151
25	Ministry of Finance and Economic Development	4,027,790		44,772,581	48,800,372
26	Ministry of Women, Youth, Sport and Social Affairs			35,666,489	35,666,489
27	Ministry of Infrastructure and Sustainable Energy	57,181,377		21,643,735	78,825,111
28	Ministry of Employment and Human Resources	5,798,280		235,860	6,034,140
29	Ministry of Line and Phoenix Island Development		8,122,383		8,122,383
37	Ministry of Justice	370,454		185,500	555,954
	Grand Total	89,295,324	11,259,611	162,187,325	262,742,259

TABLE 2B: MINISTRY DEVELOPMENT BUDGET BY KDP SECTOR 2022

Ministry Code	Ministry	Harnessing Human Wealth	Economic Wealth	Health	Environment & Resilience	Good Governance	Developing Infrastructure	Grand Total
09	Office of Te Beretitenti		2,050,000		11,191,511	293,486	3,360	13,538,357
10	Public Service Office	6,972,219					1,400,000	8,372,219
11	Judiciary							
12	Kiribati Police Service					243,958		243,958
13	Public Service Commission							
14	Ministry of Foreign Affairs and Immigration		255,041					255,041
15	Ministry of Internal Affairs					43,999	1,000,000	1,043,999
16	Ministry of Environment, Lands and Agricultural Development		2,317,723		7,993,648			10,311,371
17	Maneaba ni Maungatabu							
18	Ministry of Tourism, Commerce, Industry and Cooperatives		172,177				701,728	873,905
20	Office of the Attorney General							
21	Ministry of Fisheries and Marine Resource Development	1,600,000	2,024,737		57,293			3,682,030
22	Ministry of Health and Medical Services			15,830,947				15,830,947
23	Ministry of Education	21,213,831						21,213,831
24	Ministry of Information, Communication and Transport		716,651				8,655,500	9,372,151
25	Ministry of Finance and Economic Development		45,113,253			687,119	3,000,000	48,800,372
26	Ministry of Women, Youth, Sport and Social Affairs		32,506,923	67,199		3,092,367		35,666,489
27	Ministry of Infrastructure and Sustainable Energy		316,000				78,509,111	78,825,111
28	Ministry of Employment and Human Resources	6,034,140						6,034,140
29	Ministry of Line and Phoenix Island Development		1,946,999				6,175,384	8,122,383
37	Ministry of Justice					555,954		555,954
	Grand Total	35,820,190	87,419,504	15,898,146	19,242,453	4,916,883	99,445,083	262,742,259

TABLE 2C: MINISTRY DEVELOPMENT BUDGET BY KV20 PILLARS 2022

Ministry Code	Ministry	Wealth	Peace and Security	Infrastructure	Governance	Grand Total
9	Office of Te Beretitenti	4,783,696	8,751,302	3,360		13,538,357
10	Public Service Office	6,972,219		1,400,000		8,372,219
11	Judiciary					
12	Kiribati Police Service		169,558		74,400	243,958
13	Public Service Commission					
14	Ministry of Foreign Affairs and Immigration		255,041			255,041
15	Ministry of Internal Affairs			1,000,000	43,999	1,043,999
16	Ministry of Environment, Lands and Agricultural Development	10,302,661	8,710			10,311,371
17	Maneaba ni Maungatabu					
18	Ministry of Tourism, Commerce, Industry and Cooperatives	172,177		701,728		873,905
20	Office of the Attorney General					
21	Ministry of Fisheries and Marine Resource Development	3,682,030				3,682,030
22	Ministry of Health and Medical Services	15,830,947				15,830,947
23	Ministry of Education	21,213,831				21,213,831
24	Ministry of Information, Communication and Transport	58,558	92,597	8,655,500	565,496	9,372,151
25	Ministry of Finance and Economic Development	45,113,253		3,000,000	687,119	48,800,372
26	Ministry of Women, Youth, Sport and Social Affairs	32,574,122			3,092,367	35,666,489
27	Ministry of Infrastructure and Sustainable Energy			78,509,111	316,000	78,825,111
28	Ministry of Employment and Human Resources	6,034,140				6,034,140
29	Ministry of Line and Phoenix Island Development	1,946,999		6,175,384		8,122,383
37	Ministry of Justice		370,454		185,500	555,954
	Grand Total	148,684,633	9,647,661	99,445,083	4,964,881	262,742,259

TABLE 3: DEVELOPMENT BUDGET BY DONOR (2020-2025)

Donor	Total Project Cost	Accumulated Bal up to 2020	2021 Budget	2021 RevBudget	2021 Warrant	2021 Remaining Unwarranted	2022 Budget	2023 Est.	2024 Est.	2025 Est
ADB	333,565,541	2,065,541	62,500,000	118,400,000	2,065,511	30	49,700,000	33,700,000	33,700,000	
Canada	336,262	18,320		55,631	75,892	(1,941)				
CLGF	298,293	25,839				25,839				
COL	20,355	1,284				1,284				
ComSec	2,865	(496)				(496)				
CSIRO	52,619	37,353			49,330	(11,977)				
CTA	29,387	9,838				9,838				
DFAT	159,186,476	3,918,725	28,133,332	22,092,019	2,660,306	6,725,484	28,312,249	34,725,800	25,675,106	
EU	26,892,825	286,861	5,373,738	649,725	249,114	62,587	8,947,965	6,416,008	6,358,883	155,000
FAO	386,126	33,316	1,000,000	107,875	113,707	27,484	120,425	106,509	84,949	
FFA	94,530	37,494			37,379	115				
GCF	38,867,564									
GEF	55,671,555	87,485		24,569,297	96,317	(8,832)	14,000,000	11,300,000	4,800,000	
Germany	14,485	(22)				(22)				
GoK	536,738,020	52,105,263	45,241,953	57,495,872	64,577,542	45,023,593	92,109,287	92,249,582	93,449,582	93,349,582
GoK & DFAT	603,252	425,811		173,343	598,749	405				
GoK & ROC	17,323,441	1,656,849	1,553,800	1,553,800	2,051,681	1,158,968	1,525,000	2,000,000	1,500,000	1,500,000
GoK & WB	216,175	74,292				74,292				
IFAD	2,632,399	735				735				
India	1,422,960	37,583				37,583				
Italy	4,359,603	593,459		332,490	423,042	502,906				
ITU	7,412	5,946				5,946				
Japan	29,298,887	168,833	4,161,529	4,813,163	339,167	84,894				
Korea	460,514	26,787				26,787				
Korea & GoK	205,111									
Kuwait	261,789	(24,989)				(24,989)				
MFAT	134,517,126	5,457,721	24,007,947	28,276,056	6,309,686	13,432,403	24,237,703	25,165,044	23,077,918	6,392,850
MFAT/DFAT	854		854							
OCTA	25,000	7,124				7,124				
Others	14,688,623	3,997,007		717,224	196,975	4,517,256	3,360	3,360	3,360	
Pacific Leprosy Foundation	82,996	(2,336)		22,202	22,202	(2,336)				
PBF	3,883,495									
PIFS	3,211	1,261				1,261				
PIPA	7,611,639	57,215		157,841	177,841	37,215				
PNA	3,201	1,801				1,801				
PRC	64,922,879	29,016,865	15,843,929	14,727,794	8,541,587	32,403,072	14,000,000			
QFFD	4,800,000						2,400,000			
RF	3,184,416	1,762,476			155,749	1,606,727				
ROC	88,101,728	12,494,520		198,662	3,771,239	8,921,943				
SPC	1,671,953	(211,912)	453,182	195,688	317,836	(334,060)				
SPREP	1,736,948	19,598		4,071	38,437	(14,768)	20,540	20,540	20,540	
UAE	265,463	264,542				264,542				
UN Women	1,558,053	108,947	255,645	210,833	210,833	108,947	528,808			
UNDP	5,168,827	(13,346)	2,276,127	1,051,136	604,995	(17,205)	2,291,906			
UNEP	1,822,249	92,471	91,348	93,661	480,869	(294,737)	78,748			
UNESCAP	123,290	4,591				4,591				
UNESCO	63,426	5,775		19,320	19,320	5,775				
UNFPA	3,157,655	66,601	514,774	297,936	243,784	120,753	257,388			
UNICEF	13,401,308	639,311	3,916,628	1,111,808	1,165,246	585,873	2,833,717	2,013,650		
UNICEF & MFAT	28,102	1,030				1,030				
UNSG	500,000						500,000			
WB	149,198,968		24,362,281	1,920,000			20,150,753	27,360,753	14,800,000	15,400,000
WHO	3,882,225	(188,660)	3,321,107	124,070	86,496	(151,087)	724,409	697,409		
WMO	47,849	19,304		28,545	34,745	13,104				
WOGC	10,189	581				581				
Grand Total	1,713,410,124	115,194,592	223,008,174	279,400,062	95,715,578	114,940,317	262,742,259	235,758,656	203,470,338	116,797,432

NOTE:
 * To get the total 2022 LCDF(\$93,634,287) - add GoK (\$92,109,287) and GoK & ROC (\$1,525,000)
 * This table combines updates from both GoK and Donor system, and will not add up to estimated totals. This is because we only warrant funds that are through the GoK or funds received through Government No.4 account.
 Please refer to Table 6 for detailed breakdown for GoK and Donor system.

TABLE 4: DEVELOPMENT BUDGET SUMMARY BY MINISTRY (2020-2025)

Ministry Code	Code	Ministry	Total Project Cost	Accumulated Bal up to 2020	2021 Budget	2021 RevBudget	2021 Warrant	2021 Remaining Unwarranted	2022 Budget	2023 Est.	2024 Est.	2025 Est
09	OB	Office of Te Beretitenti	73,802,030	5,031,412	13,836,942	19,013,869	6,259,334	4,433,103	13,538,357	9,051,328	823,900	
10	PSO	Public Service Office	43,497,146	1,264,769	9,618,135	6,943,980	320,000	2,530,988	8,372,219	7,392,719	7,082,014	1,416,219
11	Judiciary	Judiciary	266,011	21,859		1,255	1,255	21,859				
12	KPS	Kiribati Police Service	1,264,519	21,169	244,435	292,430		21,169	243,958	74,400		
13	PSC	Public Service Commission	15,000									
14	MFAI	Ministry of Foreign Affairs and Immigration	6,860,581	1,956,554	177,910	2,092,081	2,138,349	1,807,602	255,041	317,118	75,500	
15	MIA	Ministry of Internal Affairs	31,504,433	6,965,552	1,393,190	1,501,450	3,233,173	5,233,829	1,043,999			
16	MELAD	Ministry of Environment, Lands and Agricultural Development	37,155,790	1,811,615	2,633,270	4,408,282	2,352,124	417,699	10,311,371	2,093,659	843,030	725,000
17	MM	Maneaba ni Maungatabu	58,200	40				40				
18	MTCIC	Ministry of Tourism, Commerce, Industry and Cooperatives	4,978,584	1,902,762	587,750	815,988	1,670,145	524,545	873,905			
20	OAG	Office of the Attorney General	224,290	180				180				
21	MFMRD	Ministry of Fisheries and Marine Resource Development	80,940,891	12,680,442	11,145,548	5,911,323	3,963,021	12,458,751	3,682,030	6,655,050	7,397,314	8,400,000
22	MHMS	Ministry of Health and Medical Services	175,171,354	2,638,950	22,351,598	18,615,437	9,883,008	7,232,181	15,830,947	53,039,005	24,388,199	7,717,963
23	MOE	Ministry of Education	108,876,817	8,224,971	16,407,506	18,009,860	8,462,160	10,331,070	21,213,831	15,440,712	14,754,711	4,500,000
24	MICT	Ministry of Information, Communication and Transport	259,341,193	29,835,199	11,011,675	45,505,262	3,851,364	34,185,209	9,372,151	9,600,400	9,200,000	7,700,000
25	MFED	Ministry of Finance and Economic Development	233,502,263	22,342,557	28,500,879	32,577,154	32,660,405	17,053,625	48,800,372	53,787,000	46,887,000	46,155,000
26	MWYSSA	Ministry of Women, Youth, Sport and Social Affairs	71,264,560	4,424,284	3,913,551	11,802,552	10,499,676	4,951,242	35,666,489	34,982,461	34,203,037	33,900,000
27	MISE	Ministry of Infrastructure and Sustainable Energy	481,921,770	13,180,272	71,686,359	104,900,730	7,538,120	12,549,870	78,825,111	22,537,330	39,952,000	5,000,000
28	MEHR	Ministry of Employment and Human Resources	44,131,916	163,990	7,867,094	5,383,600	125,000	38,990	6,034,140	10,498,720	10,462,000	75,000
29	MLPID	Ministry of Line and Phoenix Island Development	46,902,081	2,696,186	11,957,550	1,422,496	2,758,443	1,116,533	8,122,383	9,757,891	7,203,883	1,000,000
37	MOJ	Ministry of Justice	11,730,695	31,833	9,674,783	202,314		31,833	555,954	530,864	197,750	208,250
		Grand Total	1,713,410,124	115,194,592	223,008,174	279,400,062	95,715,578	114,940,317	262,742,259	235,758,656	203,470,338	116,797,432

NOTE:

** This table combines updates from both GoK and Donor system, and will not add up to estimated totals. This is because we only warrant funds that are through the GoK or funds received through Government No.4 account. Please refer to Table 6 for detailed breakdown of GoK and Donor system.*

TABLE 5: TOTAL INVESTMENTS FOR 2021 AND 2022

Min Code	Ministry	No. of Projects	2021 Est Balance	2022 Budget	Total Est Balance
09	OB	56	4,433,103	13,538,357	17,971,460
10	PSO	15	2,530,988	8,372,219	10,903,207
11	JUDICIARY	11	21,859		21,859
12	KPS	5	21,169	243,958	265,126
13	PSC	1			
14	MFAI	22	1,807,602	255,041	2,062,643
15	MIA	112	5,233,829	1,043,999	6,277,828
16	MELAD	77	417,699	10,311,371	10,729,071
17	MM	1	40		40
18	MTCIC	15	524,545	873,905	1,398,450
20	OAG	2	180		180
21	MFMRD	53	12,458,751	3,682,030	16,140,780
22	MHMS	174	7,232,181	15,830,947	23,063,128
23	MOE	55	10,331,070	21,213,831	31,544,901
24	MICT	39	34,185,209	9,372,151	43,557,360
25	MFED	54	17,053,625	48,800,372	65,853,997
26	MWYSSA	64	4,951,242	35,666,489	40,617,731
27	MISE	84	12,549,870	78,825,111	91,374,981
28	MEHR	17	38,990	6,034,140	6,073,130
29	MLPID	28	1,116,533	8,122,383	9,238,916
37	MOJ	13	31,833	555,954	587,787
TOTAL		898	114,940,317	262,742,259	377,682,576

TABLE 6 – DEVELOPMENT BUDGET SUMMARY 2020-2025

Financial System Used	Total Project Cost	Accumulated Bal up to 2020	2021 Budget	2021 RevBudget	2021 Warrant	2021 Est Balance	2022 Budget	2023 Est.	2024 Est.	2025 Est
GoK System	829,065,822	115,194,592	75,122,915	95,461,303	95,715,578	114,940,317	116,789,532	99,208,803	97,848,826	95,362,582
Donor System	884,344,302		147,885,258	183,938,759			145,952,727	136,549,853	105,621,512	21,434,850
Grand Total	1,713,410,124	115,194,592	223,008,174	279,400,062	95,715,578	114,940,317	262,742,259	235,758,656	203,470,338	116,797,432

Note

1. This table summarizes the total investment fund received and estimated to be received for the country
2. For information, the financial system used refers to how investment funds are received in the country
3. GoK System stands for investment funds, received in the No. 3 & No. 4 Account and managed by Ministry of Finance and Economic Development
4. Donor System refers to project funds, invested in the country but managed by Donors or their agencies, such as KFSU and IFAD to mention a few

GoK SYSTEM

TABLE 7A: DEVELOPMENT BUDGET BY MINISTRY 2020-2025 GOK SYSTEM

Code	Project Title	Donor	Financial System Used	Total Project Cost	Accumulated Bal up to 2020	2021 Budget	2021 RevBudget	2021 Warrant	2021 Est Balance	2022 Budget	2023 Est.	2024 Est.	2025 Est
09 - OFFICE OF TE BERETITENTI													
0904D027	Improving Climate Change Services	DFAT	GoK	25,121	4,427	750,000			4,427	750,000	750,000	750,000	
0905K013	DFAT-Emergency response to affected Islands in the Southern Kiribati	DFAT	GoK	49,985	29,788				29,788				
DFAT TOTAL				75,106	34,215	750,000			34,215	750,000	750,000	750,000	
0902I075	Upgrading of Cabinet Facilities and State Guest House	GoK	GoK	95,774	7,122	1,400,000			7,122				
0901F009	Reconstruction of Damaged Seawall	GoK	GoK	2,902,600	()				()				
0901L015	Upgrading of State House	GoK	GoK	1,400,000			1,400,000	100,000	1,300,000				
0901F122	COP 21	GoK	GoK	459,677									
GoK TOTAL				4,858,051	7,121	1,400,000	1,400,000	100,000	1,307,121				
0901F078	Reconstruction from Disaster (Kuwait)	Kuwait	GoK	261,789	(24,989)				(24,989)				
Kuwait TOTAL				261,789	(24,989)				(24,989)				
0901F112	Rehabilitation of the Aftermath of Cyclone PAM	MFAT	GoK	48,870	10,232				10,232				
0905K010	Emergency response to affected islands in the Southern Kiribati	MFAT	GoK	40,432	19,725				19,725				
MFAT TOTAL				89,302	29,957				29,957				
0901I023	Mainstreaming Climate change into the Kiribati Vision 20 Project	Others	GoK	256,297	3,281				3,281				
0901J023	LEG35 Meeting	Others	GoK	26,154	8,067				8,067				
0901F094	Reconstruction from Disaster (Winston Oil Company)	Others	GoK	22,006	7,248				7,248				
0901J028	National Adaptation Plan Global Network	Others	GoK	28,137	(18,237)				(18,237)				
0901I005	Support for MV Butiraoi disaster	Others	GoK	5,000									
0904F100	Seismic Station Support	Others	GoK	10,035	2,200				2,200	3,360	3,360	3,360	
Others TOTAL				347,630	2,558				2,558	3,360	3,360	3,360	
0901K035	Kiribati National Day Support	PRC	GoK	215,000	3,482		115,000	115,000	3,482				
0901K028	Small Grant	PRC	GoK	4,100,000	374,366	2,050,000	2,050,000	2,384,963	39,403	2,050,000			
0901K049	Disaster Resilience Fund	PRC	GoK	4,100,000	1,439,362	2,050,000	2,050,000	3,419,930	69,432	2,050,000			
PRC TOTAL				8,415,000	1,817,210	4,100,000	4,215,000	5,919,894	112,316	4,100,000			
0905I005	Support for MV Butiraoi disaster	ROC	GoK	30,000	18,523				18,523				
0901J015	South Tarawa Civic engagement and Beautification project	ROC	GoK	1,000,000	1,000,000				1,000,000				
09014277	Small Community Project Fund (Small Grant)	ROC	GoK	9,300,000	39,892				39,892				
09012262	Disaster Management & Coastal Protection	ROC	GoK	12,043,743	1,552,841				1,552,841				
0901H064	Independence Organising Committee	ROC	GoK	54,510	2,697				2,697				
0901H094	COP23	ROC	GoK	63,610	22,813				22,813				
0901I104	Ministerial Tour	ROC	GoK	250,000	158,464			135,000	23,464				
ROC TOTAL				22,741,863	2,795,230			135,000	2,660,230				
0901G090	Building safety and resilience in the Pacific - Kiribati	SPC	GoK	515,131	18,216			18,215					
0904K023	Impact based Forecasting for Coastal Inundation, South Tarawa	SPC	GoK	2,165	(1,735)				(1,735)				
SPC TOTAL				517,296	16,481			18,215	(1,735)				

Code	Project Title	Donor	Financial System Used	Total Project Cost	Accumulated Bal up to 2020	2021 Budget	2021 RevBudget	2021 Warrant	2021 Est Balance	2022 Budget	2023 Est.	2024 Est.	2025 Est
09011923	World Weather Watch	SPREP	GoK	269,135	40,221			34,000	6,221	20,540	20,540	20,540	
0904L029	Support to World MET Day celebration	SPREP	GoK	4,071			4,071	4,071					
		SPREP TOTAL		273,206	40,221		4,071	38,071	6,221	20,540	20,540	20,540	
0901F077	Reconstruction from disaster (UAE)	UAE	GoK	265,463	264,542				264,542				
		UAE TOTAL		265,463	264,542				264,542				
0901J017	Disaster Resilience in Pacific -SIDS (RESPAC)	UNDP	GoK	55,862	9,649				9,649				
		UNDP TOTAL		55,862	9,649				9,649				
0901J100	Small Scale Funding Agreement	UNEP	GoK	38,782	9,644				9,644				
		UNEP TOTAL		38,782	9,644				9,644				
0901H002	UNESCAP Pacific Climate change migration	UNESCAP	GoK	37,910	(2,238)				(2,238)				
		UNESCAP TOTAL		37,910	(2,238)				(2,238)				
0905L070	Finalization of Kiribati National Tsunami Support Plan	UNESCO	GoK	3,185			3,185	3,185					
		UNESCO TOTAL		3,185			3,185	3,185					
0905L014	Strengthening emergency and risk management mechanism	UNICEF	GoK	10,224			10,224	10,224					
		UNICEF TOTAL		10,224			10,224	10,224					
0901J070	High Level Consultant for update of legislation for disasters and climate change	WHO	GoK	14,495	14,017				14,017				
0905K008	Conduct of Integrated VulnerabilityAssessment on Nikunau and Arorae Islands	WHO	GoK	21,188	(1,511)				(1,511)				
		WHO TOTAL		35,683	12,506				12,506				
0904K079	Support to the development of KMS Strategic and Implementation Plan 2021-2025	WMO	GoK	19,304	19,304			4,000	15,304				
0904L047	Funding support for KMS Conference system	WMO	GoK	13,950			13,950	13,950					
0904L048	Wave Buoy Deployment	WMO	GoK	1,229			1,229	3,429	(2,200)				
0904L059	Financial support in developing Meteorological Bill Consultation	WMO	GoK	13,366			13,366	13,366					
		WMO TOTAL		47,849	19,304		28,545	34,745	13,104				
		OB SUBTOTAL		38,074,201	5,031,412	6,250,000	5,661,025	6,259,334	4,433,103	4,873,900	773,900	773,900	
10 - PUBLIC SERVICE OFFICE													
1001K006	Pacific Regional Conference on Anti Corruption	DFAT	GoK	49,985	6				6				
		DFAT TOTAL		49,985	6				6				
10029156	Local Training	GoK	GoK	1,598,619	177,475	132,873	132,873		310,348	132,873	132,873	132,873	132,873
10029157	Overseas Training	GoK	GoK	3,413,522	442,243	427,024	427,024	300,000	569,267	427,024	427,024	427,024	427,024
1002I097	Overseas Short-term training	GoK	GoK	768,966	178,161	156,322	156,322		334,483	156,322	156,322	156,322	156,322
1002H081	Review of Public Service pay scales	GoK	GoK	500,000	15,000				15,000				
1001E093	Housing Development Phase II - Bairiki	GoK	GoK	4,180,000		700,000	700,000		700,000	700,000	700,000	700,000	700,000
1001K002	Pacific Regional Conference on Anti Corruption	GoK	GoK	262,272	64,017				64,017				
		GoK TOTAL		10,723,379	876,897	1,416,219	1,416,219	300,000	1,993,116	1,416,219	1,416,219	1,416,219	1,416,219
10021350	Reimbursement Scheme In-Country Courses	MFAT	GoK	1,353,815	64,899				64,899				
No code	Housing Development - Bairiki Phase 1 and 2	MFAT	GoK	700,000						700,000			
		MFAT TOTAL		2,053,815	64,899				64,899	700,000			
1001K048	In Service Training	PRC	GoK	340,000	144,821	170,000	170,000	20,000	294,821	170,000			
		PRC TOTAL		340,000	144,821	170,000	170,000	20,000	294,821	170,000			
10023946	In-Service Training	ROC	GoK	1,105,000	178,147				178,147				
		ROC TOTAL		1,105,000	178,147				178,147				
		PSO SUBTOTAL		14,272,179	1,264,769	1,586,219	1,586,219	320,000	2,530,988	2,286,219	1,416,219	1,416,219	1,416,219

Code	Project Title	Donor	Financial System Used	Total Project Cost	Accumulated Bal up to 2020	2021 Budget	2021 RevBudget	2021 Warrant	2021 Est Balance	2022 Budget	2023 Est.	2024 Est.	2025 Est
11 - JUDICIARY													
1101G021	Judiciary Enabling Rights Outreach (Kiribati)	DFAT	GoK	85,383	(3,333)				(3,333)				
1102H114	Lay Magistrate training Workshop at Line Islands	DFAT	GoK	8,190	2,730								
	DFAT TOTAL			93,573	(603)				(603)				
1102I060	Certificate in Justice	MFAT	GoK	42,111	10,675				10,675				
1102J006	Local Orientation workshop	MFAT	GoK	10,970	(4,981)				(4,981)				
1103H110	Second National Conference & Training to Judiciary	MFAT	GoK	13,008	2,165				2,165				
1101J104	Kiribati Judiciary Awareness	MFAT	GoK	10,322	4,429				4,429				
1102I042	Human right training for Magistrate and Court Clerks	MFAT	GoK	3,560	110				110				
	MFAT TOTAL			79,970	12,397				12,397				
1101E226	Sixth National Co-ordinators Leadership Workshop, Cook Islands	Others	GoK	2,748	1,448				1,448				
1103K085	Diploma in Justice	Others	GoK	1,255			1,255	1,255					
1101E227	Enabling Rights and Delay Reduction Workshops	Others	GoK	9,882	8,617				8,617				
	Others TOTAL			13,885	10,065		1,255	1,255	10,065				
11024678	Child Protection/Lay Magistrate Training Workshop	UNICEF	GoK	78,582									
	UNICEF TOTAL			78,582									
	JUDICIARY SUBTOTAL			266,011	21,859		1,255	1,255	21,859				
12 - KIRIBATI POLICE SERVICE													
1201E024	Support to DVSO Unit	DFAT	GoK	143,681	582				582				
	DFAT TOTAL			143,681	582				582				
1204G085	Maintenance of SAR vessel	MFAT	GoK	4,985	4,170				4,170				
	MFAT TOTAL			4,985	4,170				4,170				
12014678	Child Protection	UNICEF	GoK	281,105	16,417				16,417				
	UNICEF TOTAL			281,105	16,417				16,417				
	KPS SUBTOTAL			429,771	21,169				21,169				
13 - PUBLIC SERVICE COMMISSION													
1301I010	Maneaba ni Maungatabu Tribunal Salaries	GoK	GoK	15,000									
	GoK TOTAL			15,000									
	PSC SUBTOTAL			15,000									
14 - MINISTRY OF FOREIGN AFFAIRS AND IMMIGRATION													
1401L013	Emergency Humanitarian Response - Direct support to GoK's Covid19 response-repatriation	DFAT	GoK	299,985			299,985	299,985					
1401K038	Government Prioritization Retreat	DFAT	GoK	2,250	2,250				2,250				
1401L063	Support for the Formulation of the Kiribati Foreign Policy	DFAT	GoK	39,985			39,985	39,985					
1405L065	Secondment of I-Kiribati National at the Office of the General Assembly	DFAT	GoK	158,700			158,700	158,700					
	DFAT TOTAL			500,920	2,250		498,670	498,670	2,250				
1403C020	Procurement of vehicle for Kiribati High Commission Fiji	GoK	GoK	64,837	()				()				
1401L002	Support to eligible stranded nationals	GoK	GoK	1,344,995			1,344,995	1,318,995	26,000				
	GoK TOTAL			1,409,832	()		1,344,995	1,318,995	26,000				
1405E089	Kiribati Internship Programme at New York Mission	MFAT	GoK	110,066	(120,678)				(120,678)				
1401K068	Government Prioritization Retreat	MFAT	GoK	4,985	4,985				4,985				
1401L058	Support for a UN Affairs and Communications Officer position	MFAT	GoK	16,684			16,684	16,684					
	MFAT TOTAL			131,735	(115,693)		16,684	16,684	(115,693)				

Code	Project Title	Donor	Financial System Used	Total Project Cost	Accumulated Bal up to 2020	2021 Budget	2021 RevBudget	2021 Warrant	2021 Est Balance	2022 Budget	2023 Est.	2024 Est.	2025 Est
1401K060	National Consultation for the Blue Pacific 2050 Strategy	PIFS	GoK	3,211	1,261				1,261				
		PIFS TOTAL		3,211	1,261				1,261				
1401K063	Kiribati Government Prioritization Retreat	PRC	GoK	8,000	8,000				8,000				
1401L001	Stranded Nationals Repatriation	PRC	GoK	129,049			129,049	129,000	49				
		PRC TOTAL		137,049	8,000		129,049	129,000	8,049				
14024380	Passport Revolving Fund	RF	GoK	2,879,525	1,732,717				132,000	1,600,717			
		RF TOTAL		2,879,525	1,732,717				132,000	1,600,717			
1404D041	Establishment of Kiribati Missions	ROC	GoK	338,000	204,817				204,817				
1401J033	Betio Sport Complex Resurfacing Work	ROC	GoK	137,580	43,025				43,025				
1401J053	Support to National Day Preparation	ROC	GoK	195,000	46,954			43,000	3,954				
1401J069	Support to Kiribati Youth Participation UNGA NY	ROC	GoK	7,159	236				236				
1401J063	Kiribati Participation to Intergovernmental Conference on Biodiversity	ROC	GoK	36,418	17,655				17,655				
1401F107	High Level Meeting on Climate Induced Migration	ROC	GoK	100,460	4,503				4,503				
		ROC TOTAL		814,617	317,190			43,000	274,190				
1401I066	Supporting the Pacific voice on Climate Change	UNESCAP	GoK	45,251	10,248				10,248				
		UNESCAP TOTAL		45,251	10,248				10,248				
1401H113	Mauri Wear	WOGC	GoK	10,189	581				581				
		WOGC TOTAL		10,189	581				581				
	MFAI SUBTOTAL			5,932,330	1,956,554		1,989,398	2,138,349	1,807,602				
15 - MINISTRY OF INTERNAL AFFAIRS													
15039175	Financial Management and Local Government	CLGF	GoK	163,578	40,192				40,192				
1503C012	Voters Educ Women in Local Government	CLGF	GoK	45,145	24,259				24,259				
1503C018	Roll Out Training for Outer Islands	CLGF	GoK	76,819	(38,442)				(38,442)				
1503D112	Local Govern't Election Act Review	CLGF	GoK	12,751	(170)				(170)				
		CLGF TOTAL		298,293	25,839				25,839				
1503L008	Participatory Slum Upgrading Program (PSUP)	EU	GoK	49,680	24,840		24,840	24,840	24,840				
		EU TOTAL		49,680	24,840		24,840	24,840	24,840				
1502F012	Upgrading of Social Facilities in the O.I	GoK	GoK	1,064,948		334,948	334,948	334,948					
1502F061	Tab-South Council house	GoK	GoK	45,000	5,008				5,008				
1502F060	Maiana council house	GoK	GoK	45,000	21,689				21,689				
1503I027	ICH Workshop	GoK	GoK	12,525	1,239				1,239				
1502F042	Construction of Banaba Ramp	GoK	GoK	600,000	510,939				510,939				
1505G019	12th Pacific Festival of Arts and Culture tbh in Guam	GoK	GoK	221,782									
1502F133	Maman Kaburara Causeway (Abemama)	GoK	GoK	120,000	46,575			38,028	8,547				
		GoK TOTAL		2,109,255	585,450	334,948	334,948	372,976	547,422				
1503J001	Islet boat	GoK & ROC	GoK	2,236,824	429,081			429,081	(0)				
		GoK & ROC TOTAL		2,236,824	429,081			429,081	(0)				
1502I017	TUC Garbage Truck	Japan	GoK	62,642	3,370				3,370				
1502I016	BTC Garbage Truck	Japan	GoK	62,642	6,370				6,370				
		Japan TOTAL		125,283	9,739				9,739				
1503H007	Solid Waste Management - UDP Phase II (MIA)	MFAT	GoK	197,543	168,817		8,000	176,818	(1)				
1504J052	National Cultural Day 2019 - Additional Supporting Fund	MFAT	GoK	1,600									
		MFAT TOTAL		199,143	168,817		8,000	176,818					
1502K034	Upgrading of Social Facilities	PRC	GoK	2,000,000	1,000,000	1,000,000	1,000,000	1,000,000	1,000,000	1,000,000			
		PRC TOTAL		2,000,000	1,000,000	1,000,000	1,000,000	1,000,000	1,000,000	1,000,000			

Code	Project Title	Donor	Financial System Used	Total Project Cost	Accumulated Bal up to 2020	2021 Budget	2021 RevBudget	2021 Warrant	2021 Est Balance	2022 Budget	2023 Est.	2024 Est.	2025 Est
1502J055	Banaba Maneaba on South Tarawa	RoC	GoK	93,810	89,694			81,655	8,038				
15024129	Upgrading of Social Facilities in the O.I	ROC	GoK	9,944,501	(880,916)				(880,916)				
1502H019	Upgrading of Island Council Maneaba - TUC	ROC	GoK	40,000	6,747				6,747				
1502H016	Upgrading of Island Council Maneaba - Marakei	ROC	GoK	43,810	7,268			1,931	5,337				
1502H032	Upgrading of Island Council Maneaba - Arorae	ROC	GoK	43,810	26,422				26,422				
1502H028	Upgrading of Island Council Maneaba - Onotoa	ROC	GoK	43,810	1,490				1,490				
1502H030	Upgrading of Island Council Maneaba - Nikunau	ROC	GoK	43,810	7,467			5,095	2,372				
1502H062	TUC Garage Tools & Extension of Workshop	ROC	GoK	62,339	6,067				6,067				
1502H015	Upgrading of Island Council Maneaba - Butaritari	ROC	GoK	43,810	28,345			8,293	20,052				
1502H031	Upgrading of Island Council Maneaba - Tamana	ROC	GoK	43,810	22,107				22,107				
1502H017	Upgrading of Island Council Maneaba - Abaiang	ROC	GoK	43,810	16,683			16,683	()				
1502H022	Upgrading of Island Council Maneaba - Kuria	ROC	GoK	43,810	18,745			5,624	13,122				
1502H023	Upgrading of Island Council Maneaba - Aranuka	ROC	GoK	43,810	26,486			26,486					
1502H024	Upgrading of Island Council Maneaba - Abemama	ROC	GoK	43,810	4,725				4,725				
1502H026	Upgrading of Island Council Maneaba - Tab-North	ROC	GoK	43,810	8,469				8,469				
1502H029	Upgrading of Island Council Maneaba - Beru	ROC	GoK	43,810	34,397				34,397				
1502H067	Construction of Tabuaeran Maneaba	ROC	GoK	70,000	1,135				1,135				
1502H021	Upgrading of Island Council Maneaba - Maiana	ROC	GoK	43,810	9				9				
1502H018	Upgrading of Island Council Maneaba - ETC	ROC	GoK	43,810	5,551				5,551				
1502H068	Construction of Teraina Maneaba	ROC	GoK	70,000	3,072				3,072				
1502E184	Te Umwanibong Maneaba	ROC	GoK	62,102	3,969				3,969				
1502I055	Buota Maneaba Supplementary	ROC	GoK	26,860	4,808				4,808				
1502E030	Clearance of Banaba Maneaba Site	ROC	GoK	40,000	39,980				39,980				
1502C023	Beru Commercial Vessel / Guest House	ROC	GoK	369,804	368,459			48,257	320,203				
15024831	Onotoa New Council Office	ROC	GoK	189,558	19,748			19,515	233				
15024629	Tamana New Council Office	ROC	GoK	190,986	11,875				11,875				
15034230	Teraina New Council Office	ROC	GoK	149,010	81,821				81,821				
1502I022	Maiana new council office supplementary	ROC	GoK	172,981	162,944			36,891	126,053				
15024490	Nonouti Council Living Quarters	ROC	GoK	230,860	48,707			218	48,489				
15023934	Tabuaeran Housing Project	ROC	GoK	94,500	(4,123)				(4,123)				
15024794	Teraina Housing Project	ROC	GoK	213,400	124,497				124,497				
15029068	Abemama Guest House	ROC	GoK	157,924	(33,096)				(33,096)				
15029009	Tab.North Guest House	ROC	GoK	147,810	386				386				
15029178	Tab.South Guest House	ROC	GoK	13,200	709				709				
15029008	Nonouti Workshop & Garage Tools	ROC	GoK	121,775	26,412			26,488	(76)				
15024793	Nikunau Garage and Workshop Tools	ROC	GoK	68,687	68,687				68,687				
15024231	Tabuaeran Police and Cell	ROC	GoK	157,410	104,569				104,569				
15029010	Onotoa Police Office Cell	ROC	GoK	153,617	6,663				6,663				
15029024	Teraina police office and cell	ROC	GoK	157,410	40,277				40,277				
15029182	North Tarawa Police and Cell Office	ROC	GoK	71,480	8,839				8,839				
15029069	Tabuaeran Wharf/Vessel	ROC	GoK	369,804	253,500				253,500				
15029183	Maman Kaburara Causeway - Abemama	ROC	GoK	267,290	6,003				6,003				
15029066	Tamana Pre-School Classroom	ROC	GoK	253,420	51,205			51,205	()				
15023927	Island Council Integrated Farming - Fishing Gears Revolving Fund	ROC	GoK	108,195	169			6,656	(6,487)				
15029006	Marakei Council Seawall	ROC	GoK	235,598	47,759			10,566	37,192				
15029158	Reverse Osmosis Plant for Fresh Water Supply	ROC	GoK	119,434	1,750				1,750				

Code	Project Title	Donor	Financial System Used	Total Project Cost	Accumulated Bal up to 2020	2021 Budget	2021 RevBudget	2021 Warrant	2021 Est Balance	2022 Budget	2023 Est.	2024 Est.	2025 Est
15029171	Banaba Improvement for Desalination Plant	ROC	GoK	47,223	10,531				10,531				
15029175	Tamana Cooperative Society Building	ROC	GoK	222,350	126,695			27,253	99,441				
15029181	Protection of Coastal Areas for Namonrua	ROC	GoK	328,915	113,724			43,821	69,903				
1502D046	Butaritari Retaining Wall and Site Extension	ROC	GoK	128,902	(13,025)				(13,025)				
1502I019	Aranuka Island Council Materials, Tools & 2 ton of truck	ROC	GoK	25,551	6,579			5,550	1,029				
1502I021	Hardware Materials Revolving Fund (Aranuka)	ROC	GoK	49,184	31,325			24,285	7,039				
1501I101	Outer Island Trust Fund	ROC	GoK	1,455,090	1,167,261				1,167,261				
1502H034	Upgrading of Island Council Maneaba - Tabuaeran	ROC	GoK	43,810	25,360			7,603	17,757				
1502H033	Upgrading of Island Council Maneaba - Teraina	ROC	GoK	43,810	43,810				43,810				
15024421	Tab North new Council Office	ROC	GoK	151,110									
15024441	Teraina Guest House Renovation	ROC	GoK	17,771									
15034633	Maiana Commercial Vessel	ROC	GoK	369,814	(27,567)				(27,567)				
15029005	Makin Commercial Vessel	ROC	GoK	369,804	46				46				
1502A046	Nonouti Guest House Renovation	ROC	GoK	138,956	10,192				10,192				
15024209	Kuria Council Living Quarters	ROC	GoK	181,015	29,699				29,699				
15029065	North Tarawa Garage and Tools	ROC	GoK	94,720	5,802				5,802				
15039118	Tabuaeran Garage and Tools	ROC	GoK	26,365	171				171				
15029013	Arorae Water & Sanitation	ROC	GoK	150,117	29,924				29,924				
15029067	Arorae Aluminium Workshop	ROC	GoK	30,593	47				47				
15024477	Arorae Police Office and Cell	ROC	GoK	96,830	9,659				9,659				
15024628	Arorae Council Office	ROC	GoK	191,122	3,242				3,242				
15028014	Tab North Extension of Council Office	ROC	GoK	171,169									
15028195	Banaba Primary School Classroom	ROC	GoK	131,998	(213)				(213)				
15028004	Upgrading of Tanimainiku Wharf	ROC	GoK	495,023	11,567				11,567				
15028193	New Classroom for Nan Teikao	ROC	GoK	208,096	(16,773)				(16,773)				
1502H035	Upgrading of Island Council Maneaba - KUC	ROC	GoK	43,810									
1502H025	Upgrading of Island Council Maneaba - Nonouti	ROC	GoK	43,810	32,363				32,363				
1502H020	Upgrading of Island Council Maneaba - BTC (BTC Library)	ROC	GoK	40,000	6,909			6,909					
1502H027	Upgrading of Island Council Maneaba - Tab-South	ROC	GoK	43,810	43,810				43,810				
1502I085	Arorae Preschools and Toilet Blocks	ROC	GoK	45,766	36,961				36,961				
1502I084	Arorae Living Quarter	ROC	GoK	32,817	26,869			4,620	22,249				
1502H013	Upgrading of Island Council Maneaba - Banaba	ROC	GoK	43,810	43,810				43,810				
15034179	Outer Island Maneaba on South Tarawa	ROC	GoK	650,226	29,877				29,877				
15024634	Kuria Commercial Vessel	ROC	GoK	369,814	369,814				369,814				
15024632	Aranuka Commercial Vessel/Outer Island Trust Fund	ROC	GoK	300,000	300,000				300,000				
1502C021	Abaiang Landing Vessel - Trust Fund	ROC	GoK	369,814	369,814			15,000	354,814				
15029133	Teraina Road Upgrading	ROC	GoK	63,966	63,966				63,966				
15029003	Aranuka Women Center	ROC	GoK	111,310	108,995			108,995					
15029012	Nikunau Ferry Boat	ROC	GoK	369,804	369,804				369,804				
15028194	Beru Maneaba	ROC	GoK	173,399	(115,772)				(115,772)				
15029185	Solar pump and water tanks for Tekabwibwi to Utiroa, Police HQ, Nursery, Council HQ, Takea, Tauma, Kabuna, Tenatorua, Aiwa and Osmosis Plant for Bangai Village only	ROC	GoK	507,502	493,660			493,480	180				
15029186	Solar Pump & Water Tank for Tab.South	ROC	GoK	179,032	58,036			12,717	45,319				
15024440	Tabuaeran Road Upgrading	ROC	GoK	156,600	(1,201)				(1,201)				
1502L022	Nikunau Terminal project	ROC	GoK	133,662			133,662	133,662					
15039021	Tab.South Landing Craft	ROC	GoK	448,660	32,414				32,414				
	ROC TOTAL			24,334,046	4,718,666		133,662	1,229,458	3,622,870				
1501H086	Finalizing Ministry Strategic Plan	UN Women	GoK	5,794	45				45				
	UN Women TOTAL			5,794	45				45				
1503I032	ICH Workshop	UNESCO	GoK	38,092	3,075				3,075				
	UNESCO TOTAL			38,092	3,075				3,075				
	MIA SUBTOTAL			31,396,410	6,965,552	1,334,948	1,501,450	3,233,173	5,233,829	1,000,000			

Code	Project Title	Donor	Financial System Used	Total Project Cost	Accumulated Bal up to 2020	2021 Budget	2021 RevBudget	2021 Warrant	2021 Est Balance	2022 Budget	2023 Est.	2024 Est.	2025 Est
16 - MINISTRY OF ENVIRONMENT, LANDS AND AGRICULTURAL DEVELOPMENT													
1604K005	Shredder Machine for Butaritari Island	Canada	GoK	6,340									
		CANADA TOTAL		6,340									
1604I082	Pacific Soil management	CSIRO	GoK	52,619	37,353			49,330	(11,977)				
		CSIRO TOTAL		52,619	37,353			49,330	(11,977)				
1602J027	Leverage the development of local food crops and fisheries value chain	CTA	GoK	10,358	5,153				5,153				
1604K007	Scaling the OPPO Approach and Strengthening Abaiang Vegetable Growers' Association	CTA	GoK	19,030	4,685				4,685				
		CTA TOTAL		29,387	9,838				9,838				
1604E062	Soil Health Improvement	DFAT	GoK	161,027	(24,625)				(24,625)				
		DFAT TOTAL		161,027	(24,625)				(24,625)				
1602K072	Kiritimati Island Conservation Protected Areas	EU	GoK	204,061	200,861			200,860					
		EU TOTAL		204,061	200,861			200,860					
1604J040	Assisting SIDS to integrate Agricultural sector concerns into CCP and NDCs	FAO	GoK	12,291	9,728				9,728				
1604K025	Resilient Islands, Resilient Communities	FAO	GoK	10,452	8,792	1,000,000		4,797	3,995	8,710	13,115	8,071	
1604K064	In Support of World Food Day	FAO	GoK	1,120	1,035			1,035					
1602L036	ECD- Resilient Islands, Resilient Communities	FAO	GoK	46,584			46,584	46,584		54,422	41,901	35,959	
		FAO TOTAL		70,447	19,556	1,000,000	46,584	52,416	13,723	63,132	55,016	44,030	
1602I050	Minamata Initial Assessment	GEF	GoK	51,343	32,570			41,402	(8,832)				
1602K037	GEF Support to report against UNCCD Strategy	GEF	GoK	54,915	54,915			54,915	(0)				
		GEF TOTAL		106,258	87,485			96,317	(8,832)				
1603E057	Compensation Project Fund	GoK	GoK	30,000	1,849				1,849				
1603H084	Lands Survey Equipment	GoK	GoK	260,000	21,037				21,037				
1603I039	Outer Island Council Survey Leases	GoK	GoK	50,000	11,964				11,964				
1604J008	Agricultural hand tools	GoK	GoK	905,335	188,460			150,000	38,460				
1603K012	KLTA Compensation to Land Owners	GoK	GoK	72,101	42,442			12,442	30,000				
1601K053	Tobwaan Te Maiuraoi Farm (TTM)	GoK	GoK	261,073	261,073			52,205	208,868				
1603K054	Kiribati Lands Information System	GoK	GoK	196,800	192,404			192,404					
1604K055	Resettlement Plan	GoK	GoK	140,733	84,971			25,491	59,480	37,733			
No code	Land lease and boundaries settlement	GoK	GoK	379,990						379,990			
1602L024	Kiritimati Island Conservation Protected Areas	GoK	GoK	29,589		29,589	29,589	29,589					
		GoK TOTAL		2,325,621	804,201	29,589	29,589	462,131	371,659	417,723			
1604E218	Kiribati Outer Island Food and Water Project (KOIFWP)	IFAD	GoK	30,298	435				435				
		IFAD TOTAL		30,298	435				435				
1601I015	Bringing PIPA Home	Italy	GoK	438,457	132,113				132,113				
		Italy TOTAL		438,457	132,113				132,113				
1602H007	Solid Waste Management - UDP Phase II (MELAD)	MFAT	GoK	1,156,927	372,323		341,043	601,441	111,924				
No code	Solid Waste Management Phase 3 (GFA)	MFAT	GoK	574,000						574,000	546,000	564,000	513,000
1603E189	Consolidating Capacity Building for Invasive Species Management in Kiribati	MFAT	GoK	193,805									
		MFAT TOTAL		1,924,732	372,323		341,043	601,441	111,924	574,000	546,000	564,000	513,000
1601A001	PIPA GEF PAS Project preparation	PIPA	GoK	1,908,000	(60,623)				(60,623)				
1601I061	PIPA Grants to PIO office	PIPA	GoK	628,855	62,208		157,841	177,841	42,208				
		PIPA TOTAL		2,536,855	1,585		157,841	177,841	(18,415)				
1604K021	Agricultural Equipment	PRC	GoK	500	13				13				
1604L051	Food System National Dialogue	PRC	GoK	1,200			1,200	1,200					
No code	TTMF - PRC	PRC	GoK	186,352			186,352		186,352				
		PRC TOTAL		188,052	13		187,552	1,200	186,364				

Code	Project Title	Donor	Financial System Used	Total Project Cost	Accumulated Bal up to 2020	2021 Budget	2021 RevBudget	2021 Warrant	2021 Est Balance	2022 Budget	2023 Est.	2024 Est.	2025 Est
1604F146	Saw milling of senile coconut trees on outer islands	ROC	GoK	290,032	36,767				36,767				
1604J054	Compost shed	ROC	GoK	270,360	65,730			65,730					
1604H085	Kiribati Outer Island Food and Water Project (KOIFWP)	ROC	GoK	797,135	10,047				10,047				
ROC TOTAL				1,357,527	112,544			65,730	46,814				
1602G102	UPOPS	SPC	GoK	24,504	7,355				7,355				
1602H092	GEF Pacific International Water Ridge to Reef Project	SPC	GoK	246,190	62,738		101,939	163,622	1,055				
16048204	Agricultural Center of Excellence (IFAD)	SPC	GoK	41,925	(9,573)				(9,573)				
1604E011	Food Security Climate Change	SPC	GoK	123,646	(23,772)				(23,772)				
1604F008	Strengthening Agricultural Resilience to Climate Change	SPC	GoK	13,003	5,872				5,872				
SPC TOTAL				449,267	42,619		101,939	163,622	(19,063)				
1602E205	Turtle Monitoring & Eco-tourism	SPREP	GoK	23,875	(13,259)				(13,259)				
1603G047	PAC E-waste	SPREP	GoK	35,970	134				134				
1602D107	National E-Waste Management	SPREP	GoK	16,000	4,804			366	4,438				
1602D055	HP Montreal Protocol Workshop	SPREP	GoK	65,094	21,345				21,345				
1602D102	Invasive Alien Species (IAS)	SPREP	GoK	131,534	(32,804)				(32,804)				
SPREP TOTAL				272,473	(19,780)			366	(20,146)				
1602H057	SAICM II post national project	UNDP	GoK	44,840	2,528				2,528				
1602F102	Integrating Global Env Priorities into the National and Policy Programs	UNDP	GoK	322,967	(15,161)				(15,161)				
16038058	Strategic Approach -Internat. Chemicals Mg'ment	UNDP	GoK	136,479	(35,100)				(35,100)				
UNDP TOTAL				504,286	(47,733)				(47,733)				
1602H008	POP GMP	UNEP	GoK	47,089	9,296			8,291	1,005				
1602H009	POP NIPs	UNEP	GoK	159,957	(9,826)				(9,826)				
16033708	Implementing Montreal Protocol in Kiribati	UNEP	GoK	392,193	(1,502)			2,177	(3,679)				
1602E021	3rd National Communication to UNFCCC	UNEP	GoK	191,075	(16,128)			85,812	(101,940)				
1602G101	The Survey of ODS alternatives at the national level in Kiribati	UNEP	GoK	32,692	2,836			1,299	1,537				
1602G061	Biennial Update Report to UNFCCC	UNEP	GoK	90,155	24,827			120,279	(95,452)				
1603C109	NBSAP & 5th National Report to CBD	UNEP	GoK	142,626	(60,086)				(60,086)				
1603I079	Sixth National Report to the Convention on Biological Diversity	UNEP	GoK	102,131	(21,014)		6,335	21,566	(36,245)				
1602J026	Enabling Activities for HFC phase-down	UNEP	GoK	25,483	3,286			4,834	(1,548)				
1602J061	SAICM III	UNEP	GoK	233,631	113,223	91,348		118,026	(4,802)	78,748			
1602J032	Third National Biosafety report	UNEP	GoK	34,955	24,826			24,826	()				
1602J042	Preparation of HPMP Stage 2	UNEP	GoK	16,619	6,433			6,433	()				
16038105	Program of Work on Protected Areas (POWPA)	UNEP	GoK	29,338									
1602E088	Support to K NAP for UNCDD 10 years Strategy	UNEP	GoK	160,171	(4,344)				(4,344)				
1602L050	IMP Phase VII	UNEP	GoK	51,653			51,653	51,653					
1602L064	HCFC Phase-Out Management Plan Stage III	UNEP	GoK	21,998	10,999		10,999	10,999	10,999				
1602L061	Fourth National Biosafety Report	UNEP	GoK	24,674			24,674	24,674					
UNEP TOTAL				1,756,441	82,827	91,348	93,661	480,869	(304,381)	78,748			
MELAD SUBTOTAL				12,414,148	1,811,615	1,120,937	958,209	2,352,124	417,699	1,133,603	601,016	608,030	513,000
17 - MANEABA NI MAUNGATABU													
1701J071	Kiribati Practice Parliament for Women	UNDP	GoK	58,200	40				40				
UNDP TOTAL				58,200	40				40				
MM SUBTOTAL				58,200	40				40				

Code	Project Title	Donor	Financial System Used	Total Project Cost	Accumulated Bal up to 2020	2021 Budget	2021 RevBudget	2021 Warrant	2021 Est Balance	2022 Budget	2023 Est.	2024 Est.	2025 Est
18 - MINISTRY OF TOURISM, COMMERCE, INDUSTRY AND COOPERATIVES													
1803H079	Training on Rules of Origin in Regional Trade Agreements in Kiribati	ComSec	GoK	2,865	(496)				(496)				
	ComSec TOTAL			2,865	(496)				(496)				
1804E217	Outer Island Copra Shed	GoK	GoK	72,000	6,756				6,756				
1803F132	Teraina Copra Shed	GoK	GoK	32,638	7,697				7,697				
	GoK TOTAL			104,638	14,453				14,453				
1801I073	Tourism Authority of Kiribati Support (CEO)	GoK & ROC	GoK	386,400	200,459	53,800	53,800	122,600	131,659	25,000			
	GoK & ROCTOTAL			386,400	200,459	53,800	53,800	122,600	131,659	25,000			
1803J045	Pacer Plus Trade Adviser	MFAT	GoK	189,098	13,632				13,632				
	MFAT TOTAL			189,098	13,632				13,632				
1803H080	PACER Plus Consultation to Facilitate Ratification	OCTA	GoK	25,000	7,124				7,124				
	OCTA TOTAL			25,000	7,124				7,124				
1801I070	Outer Island Cargo Sheds and Trucks	ROC	GoK	850,000	846,086			544,695	301,391				
1803J047	Kiritimati Copra Mill	ROC	GoK	808,375	808,375			758,697	49,678				
	ROC TOTAL			1,658,375	1,654,461			1,303,392	351,070				
No code	Kiritimati Copra Mill (PRC)	PRC	GoK		701,728					701,728			
	PRC TOTAL			701,728						701,728			
1801G012	Kiribati Trade Capacity development and institutional strengthening project (TIER 1)	UNDP	GoK	406,296	5,875				5,875				
1803I036	Enhancing inclusive sustainable economic development through coconut sector Development	UNDP	GoK	230,046	7,255			6,025	1,230				
1801L007	Kiribati Trade Capacity development and institutional strengthening project (TIER 1 Phase 2)	UNDP	GoK	238,128		520,000	238,128	238,128		147,177			
	UNDP TOTAL			874,470	13,129	520,000	238,128	244,153	7,104	147,177			
	MTCIC SUBTOTAL			3,942,574	1,902,762	573,800	291,928	1,670,145	524,545	873,905			
20 - OFFICE OF THE ATTORNEY GENERAL													
2003J019	Prosecution training on Money-Lending, Cybercrime, Anticorruption and Fraud	Others	GoK	1,681	180				180				
	Others TOTAL			1,681	180				180				
20014678	Child Protection	UNICEF	GoK	222,609									
	UNICEF TOTAL			222,609									
	OAG SUBTOTAL			224,290	180				180				
21 - MINISTRY OF FISHERIES AND MARINE RESOURCES DEVELOPMENT													
2101E079	Community Based Fisheries Management	DFAT	GoK	613,224	57,988	56,395	126,308	192,795	(8,499)	56,395	56,395	56,395	
2103E074	Diversification of Seaweed Industries in Pacific	DFAT	GoK	72,392	1,381				1,381				
	DFAT TOTAL			685,616	59,369	56,395	126,308	192,795	(7,118)	56,395	56,395	56,395	
2103B088	Fisheries Sector Policy Development	EU	GoK	2,595,619	51,205			23,414	27,791				
	EU TOTAL			2,595,619	51,205			23,414	27,791				
2103F099	Revitalizing Kappahycus Alvarezii in Kiribati	FAO	GoK	54,388	13,760				13,760				
2103L042	Resilient Islands, Resilient Communities	FAO	GoK	61,291			61,291	61,291		57,293	51,493	40,919	
	FAO TOTAL			115,679	13,760		61,291	61,291	13,760	57,293	51,493	40,919	
2103J034	National Offshore and Coastal Fisheries Summit	FFA	GoK	81,200	35,677			35,677					
2104H066	Vessel Monitoring System	FFA	GoK	13,330	1,817			1,702	114				
	FFA TOTAL			94,530	37,494			37,379	115				

Code	Project Title	Donor	Financial System Used	Total Project Cost	Accumulated Bal up to 2020	2021 Budget	2021 RevBudget	2021 Warrant	2021 Est Balance	2022 Budget	2023 Est.	2024 Est.	2025 Est
2102I094	Support to Fisheries	GoK	GoK	2,075,592	1,892,033			531,153	1,360,880				
2101A056	Fisheries New Office	GoK	GoK	2,518,232	2,013,198				2,013,198				
2101C145	Te Waa n O for Aranuka	GoK	GoK	76,862	16,722				16,722				
2102D105	Solar Power for Outer Island Fish Center	GoK	GoK	90,000	9,945				9,945				
2103F058	Waa N Oo for Beru, Marakei, Abaiang, Tab-South, Tab-North, Banaba, Maiana, Abemama, Tabuaeran & Teraiana	GoK	GoK	800,000	138,542			108,612	29,930				
2104H221	Support to Observers	GoK	GoK	10,197,949	1,615,009	2,501,066	2,501,066	1,382,501	2,733,574	1,000,000	2,000,000	2,000,000	2,000,000
2104G117	Fisheries Observer Program - Freight cost for GS/FDAPIN/other projects	GoK	GoK	50,000	6,813				6,813				
2104G118	Fisheries Observer Program - Fish Cage at South Tarawa	GoK	GoK	19,000	5,451				5,451				
2104G120	Fisheries Observer Program - North Tarawa Milk fish pond	GoK	GoK	36,768	2,648				2,648				
2104G121	Fisheries Observer Program - Nonouti Milkfish pond	GoK	GoK	89,640	976				976				
2104G124	Waa N O - North Tarawa	GoK	GoK	49,000	402				402				
21038196	GPS Survey on Kiribati Group	GoK	GoK	374,010	34,727				34,727				
2103F057	Fishing Prototype Vessel (Loan Scheme project)	GoK	GoK	1,000,000									
2102E020	Support to Outer Island Fish Centres	GoK	GoK	129,381	(6,427)				(6,427)				
2101C146	Te Waa n O for Tamana	GoK	GoK	90,612	10,487				10,487				
2101C147	Te Waa n O for Arorae	GoK	GoK	90,612	21,647				21,647				
2101C149	Te Waa n O for Nonouti	GoK	GoK	96,112	15,609				15,609				
2101E066	Te Waa n O Makin	GoK	GoK	85,112	25,291				25,291				
2101E067	Te Waa n O Butaritari	GoK	GoK	85,112	31,110				31,110				
2101E068	Te Waa n O Onotoa	GoK	GoK	90,612	38,132				38,132				
2101E069	Te Waa n O Nikunau	GoK	GoK	96,112	14,108				14,108				
2101C144	Waa n Oo for Kuria	GoK	GoK	76,862	14,025				14,025				
2102G020	Procurement of Vessel	GoK	GoK	200,000	200,000				200,000				
2102L006	Support to Aquaculture - Ambo Farm	GoK	GoK	51,000		51,000	51,000	48,808	2,192				
GoK TOTAL				18,468,580	6,100,447	2,552,066	2,552,066	2,071,075	6,581,439	1,000,000	2,000,000	2,000,000	2,000,000
2103H088	WCPFC reporting requirements	Japan	GoK	13,837	9,196				9,196				
2103L030	FAO FishFAD Project	Japan	GoK	24,529			24,529	24,529					
2103L028	Rehabilitation of Tarawa Aquaculture Hatchery Center	Japan	GoK	230,699		227,529	230,699	230,699					
JAPAN TOTAL				269,065	9,196	227,529	255,228	255,228	9,196				
2103F128	Integrated Fish and Local Market - Bairiki	Korea	GoK	415,844	3,988				3,988				
KOREA TOTAL				415,844	3,988				3,988				
2103I101	NZ Pacific Partnership on Ocean Acidification Phase I and II	MFAT	GoK	9,593	1,113		5,971	5,971	1,113				
2103H093	Tobwaan Waara (Kiribati Sustainable Fisheries Development GFA)	MFAT	GoK	4,660,058	2,532,610	740,481	740,466	1,192,120	2,080,956	167,323	483,864		
2103F008	Kiribati Maritime Safety Programme (MFMRD)	MFAT	GoK	287,798									
2103F129	Kiribati Sustainable Coastal Fisheries Programme Inception Period	MFAT	GoK	202,345	24,550				24,550				
MFAT TOTAL				5,159,794	2,558,273	740,481	746,437	1,198,091	2,106,619	167,323	483,864		
2101F048	Development Fund Project	Others	GoK	12,186,141	3,681,239			100,000	3,581,239				
2103E040	Sea Cucumber Project	Others	GoK	61,681	8,252				8,252				
2103E037	Fishing Gear	Others	GoK	339,849	23,774				23,774				
OTHERS TOTAL				12,587,671	3,713,264			100,000	3,613,264				
2103G032	Marine Stewardship Council Training	PNA	GoK	3,201	1,801				1,801				
PNA TOTAL				3,201	1,801				1,801				
2101H078	Tamana Revolving fund	RF	GoK	60,000	23,749			23,749					
RF TOTAL				60,000	23,749			23,749					
2103I071	Tilapia Eradication Project	ROC	GoK	24,419	24,354				24,354				
2103I003	Rehabilitation of Ecofarm Sluice gate	ROC	GoK	57,510	57,510				57,510				
ROC TOTAL				81,929	81,864				81,864				
2103E070	Support National Tuna Fishery Monitoring	SPC	GoK	55,592	30,422				30,422				
2105I022	Drone Survey for South Tarawa Water and Betio	SPC	GoK	11,041	1,170				1,170				
2105D049	Deep Sea Mineral Project	SPC	GoK	16,100	(5,561)				(5,561)				
SPC TOTAL				82,732	26,032				26,032				
MFMRD SUBTOTAL				40,620,260	12,680,442	3,576,471	3,741,330	3,963,021	12,458,751	1,281,011	2,591,752	2,097,314	2,000,000

Code	Project Title	Donor	Financial System Used	Total Project Cost	Accumulated Bal up to 2020	2021 Budget	2021 RevBudget	2021 Warrant	2021 Est Balance	2022 Budget	2023 Est.	2024 Est.	2025 Est
22 - MINISTRY OF HEALTH AND MEDICAL SERVICES													
2203H046	National TB and Leprosy Program	DFAT	GoK	606,289	35,724				35,724				
2203I046	Under 5 year Old's Vaccine Procurement Project	DFAT	GoK	100,000	100,000				100,000				
2203I047	National Hepatitis B Program	DFAT	GoK	109,934	(4,684)				(4,684)				
2207I078	Travel Plan for Tupaia & Supply Activities	DFAT	GoK	13,960	(411)				(411)				
2201I021	Kiribati Australia Health Sector Programme	DFAT	GoK	1,921,785	628,833	1,200,000	367,125	1,079,085	(83,127)	600,000	600,000	600,000	
2207G104	AMR 2nd Consultation	DFAT	GoK	34,695	1,856				1,856				
2201C142	Specialised Clinical Services	DFAT	GoK	3,368	284				284				
2201D130	Kiribati Internship Training Program	DFAT	GoK	534,478	(230,958)				(230,958)				
2201H048	Vaccine Procurement	DFAT	GoK	150,000	(953)				(953)				
2201J096	Theraphetic Policy & Guideline Review	DFAT	GoK	1,047	1,047				1,047				
2201E014	Gynaecological Clinic for GBV	DFAT	GoK	149,940	61,347				61,347				
2201H043	Eliminate Dengue	DFAT	GoK	1,015,113	169,698				169,698				
2203G057	Capacity Building of Tungaru Rehabilitation Services	DFAT	GoK	145,625	14,635				14,635				
2203G067	Kiribati National TB Program - Interim Support	DFAT	GoK	275,572	(10,366)				(10,366)				
2208F028	Strengthening Tungaru Rehabilitation Centre	DFAT	GoK	230,985	(15,124)				(15,124)				
2214G060	Te Meeria Wellness Centre	DFAT	GoK	105,000	10,860				10,860				
No code	Health Covid19 Response Recovery Support	DFAT	GoK	22,930			22,930		22,930				
No code	Covid Response Recovery -WolBachia Program	DFAT	GoK	249,940			249,940		249,940				
DFAT TOTAL				5,670,660	761,789	1,200,000	639,995	1,079,085	322,699	600,000	600,000	600,000	
2201E214	Health Specialists	GoK	GoK	2,690,837	212,388	510,862	510,861	153,260	569,989	200,000	200,000	200,000	200,000
2204C056	Overseas Referral	GoK	GoK	29,188,175	(4,902)	4,100,000	4,100,000	2,031,142	2,063,956	2,000,000	2,000,000	4,100,000	4,100,000
2204C057	Local Referral	GoK	GoK	9,819,182	114,551	1,294,793	1,294,793	1,913,795	(504,451)	1,294,793	1,294,793	1,294,793	1,294,793
2204G034	Directly Observed Treatment (DOT) Support	GoK	GoK	900,704	24,869	138,570	138,570	41,571	121,868	138,570	138,570	138,570	138,570
2201K050	Betio New Hospital (GoK Contribution)	GoK	GoK	100,000	100,000				100,000				
2201K051	Kiribati Internship Training Program	GoK	GoK	1,350,000	223,947	525,000	525,000	525,001	223,946	300,000	300,000	300,000	300,000
No code	Essential Medical Equipment	GoK	GoK	441,982					441,982				
2201L045	Upgrading and Refurbishment of Clinics	GoK	GoK	1,400,000		1,400,000	1,400,000		1,400,000				
GoK TOTAL				45,890,880	670,852	7,969,225	7,969,224	4,664,769	3,975,307	4,375,345	3,933,363	6,033,363	6,033,363
2203J014	Sustainable production of fruits,vegetables and Marine sources for increase health and income in Nanikaai community (CTA)	IFAD	GoK	22,100	300				300				
IFAD TOTAL				22,100	300				300				
2211J002	Construction of Dental Lab Linnix	Japan	GoK	81,678	52,090				52,090				
2201I025	Procurement of Ambulance	Japan	GoK	63,961									
2203H042	Motorcycles for TB & Leprosy programs	Japan	GoK	45,876	(4,164)				(4,164)				
2203K024	Betio (Temakin & Takorong) clinics rehabilitation project	Japan	GoK	83,939	83,939			83,939					
JAPAN TOTAL				275,454	131,865			83,939	47,926				
2201K040	COVID19 Health System Preparedness	MFAT	GoK	464,005	35,439				35,439				
2201G114	Kiribati Internship Training Program	MFAT	GoK	1,548,936	249,173				249,173				
2203H036	Diabetic Retinopathy	MFAT	GoK	135,091	13,348		28,880	34,738	7,490				
2203H071	Combat NCDs in Kiribati	MFAT	GoK	646,905	79,288				79,288				
2201E211a	STEPS	MFAT	GoK	104,140	(22,012)				(22,012)				
2201K016	Quick fix maintenance fund	MFAT	GoK	200,000	155,878			155,878					
2203K030	Kiribati NCD Strategic Plan 2020-2023	MFAT	GoK	971,512	431,406	485,786	485,756	916,161	1,001	485,786	485,786		
2201L052	Public Health Clinics	MFAT	GoK	2,486,880			2,486,880		2,486,880				
2203L049	Implementation of the Kiribati National COVID-19 Vaccine deployment plan	MFAT	GoK	1,860,140			1,860,140	1,860,140					
MFAT TOTAL				8,417,609	942,521	485,786	4,861,656	2,966,917	2,837,260	485,786	485,786		

Code	Project Title	Donor	Financial System Used	Total Project Cost	Accumulated Bal up to 2020	2021 Budget	2021 RevBudget	2021 Warrant	2021 Est Balance	2022 Budget	2023 Est.	2024 Est.	2025 Est
2201E024	Construction of New Clinics (Buota & Betio)	Others	GoK	248,474	128,351				128,351				
2203G081	Kiribati TRACHOMA Program	Others	GoK	519,998	95,720			95,720	()				
2203J036	Social Ecological Traps & Interactive Dynamics of Reef Fisheries & Human Health Project	Others	GoK	38,945	9,133				9,133				
2203H091	Upgrade of Office space to an Eye Clinic	Others	GoK	38,551	19,559				19,559				
2203K027	Nanikaai Community Nutrition Seed Funding	Others	GoK	2,746	1,421				1,421				
OTHERS TOTAL				848,713	254,184			95,720	158,464				
2203I045	National Leprosy Elimination Program	Pacific Leprosy Foundation	GoK	82,996	(2,336)		22,202	22,202	(2,336)				
PLF TOTAL				82,996	(2,336)		22,202	22,202	(2,336)				
2201K026	Medical Fund (Annual Grant)	PRC	GoK	400,000	400,000	400,000			400,000	400,000			
PRC TOTAL				400,000	400,000	400,000			400,000	400,000			
22013877	Medical Fund	ROC	GoK	5,819,092	(184,125)				(184,125)				
2201J018	Essential Medical Equipment	ROC	GoK	1,000,000	94,296				94,296				
2201H049	Freight payment for a CT scan	ROC	GoK	88,000	56,614				56,614				
ROC TOTAL				6,907,092	(33,216)				(33,216)				
2203D096	Improving Environmental Health and Surveillance	SPC	GoK	134,574	(313,083)				(313,083)				
2203G008	Strengthening of Environmental Health	SPC	GoK	7,530	465				465				
SPC TOTAL				142,104	(312,618)				(312,618)				
2203F071	Health Care Waste Officer	SPREP	GoK	12,847	10,878				10,878				
SPREP TOTAL				12,847	10,878				10,878				
2203H045	Multi-country western Pacific integrated HIV & TB Project	UNDP	GoK	352,619	(82,437)	243,794	244,729		162,292	244,729			
2203I013	HIV/TB Program	UNDP	GoK	756,518	27,655		90,240	148,900	(31,005)				
UNDP TOTAL				1,109,137	(54,782)	243,794	334,969	148,900	131,287	244,729			
2203J012	Supporting MA Training	UNFPA	GoK	32,707	5,175				5,175				
2203H072	Support to NCD PEN Screening programme	UNFPA	GoK	220,967	35,917		143,517		179,434				
2201F104	Supporting Youth Friendly Health Service & Sexual Reproductive Health Program	UNFPA	GoK	305,538	(33,241)				(33,241)				
2203G036	Reproductive Health and Family Planning	UNFPA	GoK	669,319	(18,316)				(18,316)				
2203G037	Gender Base violence program	UNFPA	GoK	11,765	(4,543)				(4,543)				
2203K015	Sexual Reproductive health and family planning	UNFPA	GoK	136,055	75,412			75,412	()				
UNFPA TOTAL				1,376,351	60,404		143,517	75,412	128,509				
2203H065	Child health program	UNICEF	GoK	278,115	49,877				49,877				
2213H072	WASH in Health care facilities	UNICEF	GoK	405,939	56,753		186,166	335,180	(92,261)				
2203I041	High Impact Nutrition Program	UNICEF	GoK	10,900	(2,496)				(2,496)				
2203J035	Implementing child health and nutrition program	UNICEF	GoK	708,547	152,001			129,948	22,053				
2203E084	Nutrition Review & Child Health Integrated Workshop	UNICEF	GoK	130,707	33,254				33,254				
2203F003	Kiribati Child Survival Strategy	UNICEF	GoK	27,385	(29,172)				(29,172)				
2203F080	Child Survival Program	UNICEF	GoK	119,570	(146,896)				(146,896)				
2203G042	Expanded Program on Immunization	UNICEF	GoK	96,252	(51,651)				(51,651)				
2203H006	EPI & Cold Chain consultations	UNICEF	GoK	7,800	(49,880)				(49,880)				
2203I026	Formative research of Nutrition & WASH	UNICEF	GoK	27,131	1,234				1,234				
2203K003	National Measles and D&V outbreak community intervention	UNICEF	GoK	34,021	2,763				2,763				
2203L004	The implementation of National Child Health Program	UNICEF	GoK	63,891			63,891	63,891					
2203L032	Risk Communication	UNICEF	GoK	94,196			94,196	94,196					
2203L027	Develop the National Deployment and Vaccination plan 2021	UNICEF	GoK	36,354			36,354	36,354					
UNICEF TOTAL				2,040,808	15,788		380,607	659,569	(263,174)				

Code	Project Title	Donor	Financial System Used	Total Project Cost	Accumulated Bal up to 2020	2021 Budget	2021 RevBudget	2021 Warrant	2021 Est Balance	2022 Budget	2023 Est.	2024 Est.	2025 Est
2201H039	Global Analysis & Assessment of Sanitation and Drinking water survey	WHO	GoK	7,129	92				92				
2203D055	Leprosy Elimination Program	WHO	GoK	20,945	(20,270)				(20,270)	27,000			
2203F067	Hepatitis B Birth Dose Improvement	WHO	GoK	63,684	9,422				9,422				
2203G007	Gender Base Violence	WHO	GoK	8,385	1,635				1,635				
2203G009	NCD Protocol Interventions to N/District Health Staff	WHO	GoK	52,124	7,062				7,062				
2203G044	Food Regulation and Safety Consultation	WHO	GoK	4,010	733				733				
2203G048	Food Safety and Nutrition	WHO	GoK	4,925	343				343				
2203G070	Enhancing the Performance of Public Health programme and departments	WHO	GoK	15,066	(2,917)				(2,917)				
2203H047	Capacity building to Health Care provider	WHO	GoK	3,200	(1,540)				(1,540)				
2203H050	Leprosy Elimination Program on Outer Is	WHO	GoK	52,431	4,687		27,422	27,422	4,687				
2203H051	Leprosy Elimination Program on South Trw	WHO	GoK	5,842	5,842				5,842				
2203H053	Global Status report on Road Safety	WHO	GoK	1,120	95				95				
2203H077	EH inspections and HP campaign in outer islands	WHO	GoK	11,798	(1,035)				(1,035)				
2203H089	Strengthening health security and Public	WHO	GoK	5,475	(95)				(95)				
2203I003	Syndromic Surveillance system	WHO	GoK	2,710	525				525				
2203I033	Public Health and Enviromental Health Outreach	WHO	GoK	27,010	3,633				3,633				
2201I059	Health Sector Coordinating Committee	WHO	GoK	4,500	1,947				1,947				
2203I080	Training on Water Quality Testing and Health Care Waste Management	WHO	GoK	21,934	9,911				9,911				
2214I083	Risk Communication	WHO	GoK	29,053	1,500		24,048		25,548				
2203I099	International Health Regulation (IHR & SARI)	WHO	GoK	4,192	177				177				
2205G064	World Blood Donor Day	WHO	GoK	13,990	2,729				2,729				
2210G050	Emergency Obstetric & Neonatal Care Guideline	WHO	GoK	2,990	1,145				1,145				
2203J050	Tobacco Control & Development of NCD National Strategic Plan	WHO	GoK	21,632	5,949				5,949				
2201J011	After Action Review (AAR)	WHO	GoK	4,090	390				390				
2201J024	World Water Day	WHO	GoK	2,775									
2201J058	National Health summit	WHO	GoK	122,049	24,940				24,940				
2203I102	PEN Guideline Workshop Training	WHO	GoK	2,733	573				573				
2203I103	Water Safety Plans Training	WHO	GoK	5,861	2,838				2,838				
2203I010	Mental health Gap Training for Makin	WHO	GoK	8,233	(7,123)				(7,123)				
2203J042	Water quality testing Nth Trw Schools	WHO	GoK	991	33				33				
2204J057	Technical and Legal Consultation for Mental Health Legislation	WHO	GoK	17,789	2,129				2,129				
2203J065	Measles Rubella Integrated Supplementary Immunization	WHO	GoK	64,738	(20,035)				(20,035)				
2210J066	Annual Nursing conference	WHO	GoK	41,870	8,227				8,227				
2203I044	Mental Health Gap Training for aranuka & Beru	WHO	GoK	20,730	57		15,251	15,250	57				
2201E211	STEPS	WHO	GoK	88,000	(37,424)				(37,424)				
2201F144	Review of National Strategic Plan, Budget and ER 2016	WHO	GoK	15,165	4,958				4,958				
2201H040	World Health Day Awareness week	WHO	GoK	6,221	521				521				
2201H044	Capacity building for nurses	WHO	GoK	11,837	4,808				4,808				
2201H096	National Health Forum & Joint Performance Review	WHO	GoK	17,102	(9,922)				(9,922)				
2203E078	Effective Vaccine Management (EVM)	WHO	GoK	25,944	(266,687)				(266,687)				
2203E223	World Mental Health Day	WHO	GoK	10,588	(3,655)		2,097		(1,559)				
2203F051	Mental Health Skills Development Workshop	WHO	GoK	13,774	(1,627)		11,428		9,802				
2203F118	Tobacco Outreach Awareness Program	WHO	GoK	5,846	3,560				3,560				
2203F141	World AIDS Day	WHO	GoK	5,410	(3,963)				(3,963)				
2203F142	Community Based Rehabilitation training Workshop to ASWO	WHO	GoK	18,926	(1,156)				(1,156)				

Code	Project Title	Donor	Financial System Used	Total Project Cost	Accumulated Bal up to 2020	2021 Budget	2021 RevBudget	2021 Warrant	2021 Est Balance	2022 Budget	2023 Est.	2024 Est.	2025 Est
2203F143	Primary Trauma Care Training	WHO	GoK	4,295									
2203F147	Mental Health Training Workshop	WHO	GoK	5,801	(825)				(825)				
2203F148	Ebola Training	WHO	GoK	4,929	4,779				4,779				
2203G011	Transmission Assessment for Year 6-7, Deworming & Morbidity	WHO	GoK	88,291	13,974				13,974				
2203G051	Early Newborn Care Training	WHO	GoK	7,872	5,492				5,492				
2203G073	Kiritimati Workshop on Hospital Leadership	WHO	GoK	10,880	10,880				10,880				
2203H052	World No Tobacco Day	WHO	GoK	3,145	485				485				
2203H095	Introduction of the PEN NCD protocol intervention (Line and Phoenix islands)	WHO	GoK	27,794	4,573				4,573				
2203I054	Gender Mainstreaming in Health	WHO	GoK	4,985	627				627				
2203I058	World Health Day 2018: Universal Health Coverage	WHO	GoK	12,875	743				743				
2203I062	2018 Global Youth Tobacco Survey - Kiribati & Line and Phoenix Islands	WHO	GoK	21,363	824				824				
2214H100	Butaritari mental health training	WHO	GoK	3,249	3,249				3,249				
2203G003	Service Delivery Community Consultation at Temaiku	WHO	GoK	10,609	(5,605)				(5,605)				
2203I050	Review of Tobacco Legislation	WHO	GoK	3,896	205				205				
2201G043	Health Leadership, Governance, Performance and Partnership	WHO	GoK	17,785	134				134				
2201G101	ICD-1 - Morbidity and Mortality coding training	WHO	GoK	9,173	2,706				2,706				
2203E071	Treatment Assessment Survey	WHO	GoK	13,502	(5,513)				(5,513)				
2203G045	Alcohol Awareness to Community, Family	WHO	GoK	2,305	1,354				1,354				
2203G053	Improving the Quality of Life for people with disabilities	WHO	GoK	6,411	4,293				4,293				
2203G056	National Switch from TOPV to BOPV	WHO	GoK	42,021	4,345				4,345				
2203G058	No Tobacco Day	WHO	GoK	3,198	(3)				(3)				
2203G095	POLHN Workshop and Open Day	WHO	GoK	30,785	17,062				17,062				
2203I051	Public Health Monitoring & Evaluation	WHO	GoK	8,310	(327)				(327)				
2215G022	Mental Health Workforce Development on Xmas island	WHO	GoK	12,568	(5,917)				(5,917)				
2203K019	Multi-Sectoral NCD retreat for the development of NCD Strategic Plan	WHO	GoK	17,089	2,774				2,774				
2203K029	Severe Acute Malnutrition	WHO	GoK	9,036	1				1				
2203L025	TRACHOMA (WHO)	WHO	GoK	41,728			41,728	41,728					
2202L068	Wealth health mental day	WHO	GoK	2,096			2,096	2,096					
WHO TOTAL				1,320,805	(206,679)		124,070	86,496	(169,105)	27,000			
MHMS SUBTOTAL				74,517,557	2,638,950	10,298,805	14,476,239	9,883,008	7,232,181	6,132,860	5,019,149	6,633,363	6,033,363
Code	Project Title	Donor	Financial System Used	Total Project Cost	Accumulated Bal up to 2020	2021 Budget	2021 RevBudget	2021 Warrant	2021 Est Balance	2022 Budget	2023 Est.	2024 Est.	2025 Est
23 - MINISTRY OF EDUCATION													
2306I014	Improving Teachers' Quality (KTC - COL)	COL	GoK	20,355	1,284				1,284				
COL TOTAL				20,355	1,284				1,284				
2308G004	Student Loan Scheme	GoK	GoK	7,099,380	1,067,510	1,000,000	1,000,000	817,510	1,250,000	1,000,000	1,000,000	1,000,000	1,000,000
2308C062	Overseas Scholarships	GoK	GoK	31,801,600	3,892,413	3,500,000	3,500,000	6,030,703	1,361,710	6,500,000	3,500,000	3,500,000	3,500,000
2302H116	Primary School Teacher Training	GoK	GoK	309,327	60,394				60,394				
2301I039	Transport for Students: Buses	GoK	GoK	1,506,815	17,729	171,888	171,888		189,617				
2501K056	Transport for Students: Trucks	GoK	GoK	557,100									
2302F062	Six Permanent (kit set) classrooms for Satellite Primary School	GoK	GoK	150,000	30,000				30,000				
2312F067	Photocopiers for Education	GoK	GoK	95,295	5,068				5,068				
GoK TOTAL				41,519,517	5,073,113	4,671,888	4,671,888	6,848,213	2,896,788	7,500,000	4,500,000	4,500,000	4,500,000
2301J031	Construction of New JSS TUC 1 classroom and toilet block	Japan	GoK	491,640	29,537				29,537				
JAPAN TOTAL				491,640	29,537				29,537				
2303E202	Banaba JSS Classroom	Korea & GoK	GoK	205,111									
KOREA & GoK TOTAL				205,111									

Code	Project Title	Donor	Financial System Used	Total Project Cost	Accumulated Bal up to 2020	2021 Budget	2021 RevBudget	2021 Warrant	2021 Est Balance	2022 Budget	2023 Est.	2024 Est.	2025 Est
2311L071	Improvements to Outer-Island Schools	MFAT	GoK	5,638,945			5,638,945	20,000	5,618,945				
2311K061	Kiribati Wash from the Start	MFAT	GoK	124,246	14,805		65,072	72,402	7,475				
		MFAT TOTAL		5,763,191	14,805		5,704,017	92,402	5,626,420				
2311G096	PIPA Conservation Trust Scholarship Award Fund	PIPA	GoK	138,000	55,630				55,630				
		PIPA TOTAL		138,000	55,630				55,630				
2309L005	Kiribati National Library Archives	PRC	GoK	2,700			2,700		2,700				
No code	Teabike College Project Phase I	PRC	GoK	480,666						480,666			
No code	Student Transport (PRC)	PRC	GoK	1,412,106						1,412,106			
		PRC TOTAL		1,895,472			2,700		2,700	1,892,772			
2312H055	Sunrise Primary School	ROC	GoK	378,500	184,758				184,758				
2303G027	JSS Rehabilitation Phase I	ROC	GoK	1,000,000	327,452			60,644	266,808				
2303J046	KGV Dormitory Stage 1	ROC	GoK	1,423,000	1,413,000		10,000	310,000	1,113,000				
2301J038	Transport for Students: Trucks	ROC	GoK	1,412,106	588,371			569,015	19,356				
2305C076	Maintenance of Teabike College	ROC	GoK	351,378	74,710				74,710				
		ROC TOTAL		4,564,984	2,588,291		10,000	939,659	1,658,632				
2308I072	Pacific Islands Literacy and Numeracy Assessment	SPC	GoK	13,873	1,402				1,402				
2307J020	SPFSC Exam Administration	SPC	GoK	6,661	56		1,516	1,516	56				
2308F150	Pacific Island Numeracy & Literacy Assessment	SPC	GoK	6,981	3,666				3,666				
		SPC TOTAL		27,515	5,124		1,516	1,516	5,124				
2308I076	Community and school based family life education programming	UNDP	GoK	214,886	65,862		28,039	211,943	(118,042)				
		UNDP TOTAL		214,886	65,862		28,039	211,943	(118,042)				
2309E095	Dev't of yr3 & 4 pupils activity	UNESCO	GoK	6,014	2,700				2,700				
		UNESCO TOTAL		6,014	2,700				2,700				
2301I067	Early Learning and Quality Education	UNICEF	GoK	554,817	126,280			71,643	54,637				
2304J007	Child Protection in School Policy	UNICEF	GoK	8,700	(21)				(21)				
2301J030	Sandwatch & 'Canoe is the People'	UNICEF	GoK	5,385	(1,472)				(1,472)				
2301J068	Sector analysis and development project	UNICEF	GoK	205,669	78,568				78,568				
2307H097	Multi-grade teaching Professional Development of KTC lecturers	UNICEF	GoK	18,680	4				4				
2301J072	Early Childhood Development (ECD) National forum	UNICEF	GoK	77,485	6,038		40,421	82,779	(36,319)				
2301H098	Operationalization of ECCE legislation	UNICEF	GoK	39,433	8,138				8,138				
2301G066	Code of ethics to Tabiteuea and Abaiang	UNICEF	GoK	40,498	28,796				28,796				
2301G065	Monitoring of implementation of activities (Assurance & oversight)	UNICEF	GoK	16,888	6,545				6,545				
2301G046	Wash in Schools Activities	UNICEF	GoK	406,009	11,806				11,806				
2301F091	Code of Ethics and Wash workshop	UNICEF	GoK	48,975	(3,356)				(3,356)				
2301F005	Preparatory Activities for the Formulation of ECCE Bill	UNICEF	GoK	60,000	12,959				12,959				
2302E058	Implementation of SIP Program - Primary & JSS	UNICEF	GoK	43,642	(48,086)				(48,086)				
2301I029	IT Out Sourcing	UNICEF	GoK	5,000	5,000				5,000				
2306I065	Improving senior secondary teachers quality through ICT-support and improve	UNICEF	GoK	11,274	11,274				11,274				
2301F074	Development of ESSP Plan 2016-2019	UNICEF	GoK	231,334	41,821		26,714	26,714	41,821				
2304L009	National and School-level contingency plan development	UNICEF	GoK	104,328	104,328			104,328					
2306L018	Educational System Covid-19 Prevention, Control, Response for Remote Learning Support for Teachers	UNICEF	GoK	50,009			50,009	50,009					
2304L053	MICS Eagle and Education Statical Digest	UNICEF	GoK	8,549			8,549	8,549					
2308L057	Parent & Community Sensitization	UNICEF	GoK	24,405			24,405	24,405					
2315K073	Regional Review on Inclusive Education	UNICEF	GoK	710	3				3				
		UNICEF TOTAL		1,961,791	388,625		150,099	368,427	170,296				
	MOE SUBTOTAL			56,808,476	8,224,971	4,671,888	10,568,259	8,462,160	10,331,070	9,392,772	4,500,000	4,500,000	4,500,000

Code	Project Title	Donor	Financial System Used	Total Project Cost	Accumulated Bal up to 2020	2021 Budget	2021 RevBudget	2021 Warrant	2021 Est Balance	2022 Budget	2023 Est.	2024 Est.	2025 Est
24 - MINISTRY OF INFORMATION, COMMUNICATIONS AND TRANSPORT													
2409L020	Cybersecurity	DFAT	GoK	9,985			9,985	9,985					
		DFAT TOTAL		9,985			9,985	9,985					
2409J049	TAK International Visitor Survey (IVS)	EU	GoK	12,190	6,965				6,965				
		EU TOTAL		12,190	6,965				6,965				
2404G126	AKL Commercial Manager	GoK	GoK	230,000									
2404I057	Embraer Aircraft	GoK	GoK	68,908,642	()		952,767	952,767	()				
2402H090	Kiribati Shipping Services Limited Support (CEO)	GoK	GoK	519,600	55,583	65,000	65,000	82,042	38,541				
2409I095	Startup costs for Bwebweriki (BNL support)	GoK	GoK	466,641	420,486				420,486				
2401E039	Support to KAIP	GoK	GoK	120,000	6,322				6,322				
2409J013	Outer Island Mobile Towers	GoK	GoK	6,300,000	2,441,791	2,000,000	2,000,000	2,398,644	2,043,147				
2401F137	BPA Broadcasting Station	GoK	GoK	449,833									
2409K042	Government Wide Area Network (GWAN)	GoK	GoK	200,000	200,000				200,000				
2401K067	Banaba Airstrip	GoK	GoK	1,000,000	1,000,000				1,000,000				
2409L054	Microsoft Office License for Govt'	GoK	GoK	200,000			200,000	199,882	118				
2401G031	KAIP Additional Financing	GoK	GoK	2,610,882									
2402G127	New Tekabiaua Holding Limited Vessel (LC Aratobwa)	GoK	GoK	3,400,000	11,752				11,752				
2404G125	AKL Expert Aviation Team	GoK	GoK	125,800									
24014352	International Air Services	GoK	GoK	23,719,384	411,593				411,593				
2405H054	Dash 8 Aircraft for Air Kiribati Limited	GoK	GoK	5,700,000									
2401H037	Kiribati Connectivity Project	GoK	GoK	500,000									
2405H103	Redevelopment of the Air Kiribati Hanger and Office	GoK	GoK	1,000,000	54,663				54,663				
2404C039	Civil Aviation Development	GoK	GoK	500,000									
		GoK TOTAL		115,950,782	4,602,189	2,065,000	3,217,767	3,633,334	4,186,622				
2409J062	e-Centre	ITU	GoK	7,412	5,946				5,946				
		ITU TOTAL		7,412	5,946				5,946				
2401E228	Kiribati Maritime Safety Programme	MFAT	GoK	638,567	208,912		221,622	208,045	222,489				
		MFAT TOTAL		638,567	208,912		221,622	208,045	222,489				
No code	Tug & Barge	PRC	GoK	4,752,000			4,752,000		4,752,000				
No code	Fit for Purpose Landing Craft for the Line & Phoenix Groups	PRC	GoK	2,435,500						2,435,500			
2404K075	Embraer Aircraft	PRC	GoK	25,772,623	25,010,381				25,010,381				
		PRC TOTAL		32,960,123	25,010,381		4,752,000		29,762,381	2,435,500			
2402I075	Rescue LC Linnix	ROC	GoK	91,730									
2405G024	Ground Handling Equipment	ROC	GoK	305,500	806				806				
		ROC TOTAL		397,230	806				806				
		MICT SUBTOTAL		149,976,290	29,835,199	2,065,000	8,201,374	3,851,364	34,185,209	2,435,500			
25 - MINISTRY OF FINANCE AND ECONOMIC DEVELOPMENT													
2504K036	COVID-19 Emergency Response - APDRF	ADB	GoK	2,065,541	2,065,541			2,065,511	30				
		ADB TOTAL		2,065,541	2,065,541			2,065,511	30				
2505G122	Support Maintenance Contract for RMS	DFAT	GoK	54,970	(24,276)				(24,276)				
2506I034	Household and Emergency census for DHS-MICS social development indicator survey	DFAT	GoK	62,062	(44,936)				(44,936)				
No code	Economic Reform Program - Budget Support for Covid19 Response Recovery	DFAT	GoK	6,600,000	1,927,107		3,000,000	185,863	4,741,244				
2502L011	Project Reconciliation	DFAT	GoK	99,985		100,000	99,985	99,985					
		DFAT TOTAL		6,817,017	1,857,895	100,000	3,099,985	285,848	4,672,032				

Code	Project Title	Donor	Financial System Used	Total Project Cost	Accumulated Bal up to 2020	2021 Budget	2021 RevBudget	2021 Warrant	2021 Est Balance	2022 Budget	2023 Est.	2024 Est.	2025 Est
No code	Strengthening the Economic Dialogue and Public Financial Management (PFM) Reforms (Budget Support) (EUR7,500,000)	EU	GoK	3,875,000						3,875,000			
		EU TOTAL		3,875,000						3,875,000			
25021001	Copra Price Scheme	GoK	GoK	119,100,000	5,745,820	16,000,000	16,000,000	21,745,820		40,000,000	40,000,000	40,000,000	40,000,000
25021092	Updating and Annual training on the Finance Manual	GoK	GoK	17,000	6,390				6,390				
2501G005	Archival & Storage Facility	GoK	GoK	180,000	48,226				48,226				
25021068	Kiribati Financial Management Information system	GoK	GoK	1,275,000	1,015,317				1,015,317				
2504A051	SOE Reform Programme	GoK	GoK	10,750,444	594,647			1,007	593,640				
2504H082	Climate change support program	GoK	GoK	150,000									
2504H102	Computerized Reservation System for AKL	GoK	GoK	189,000	39,327				39,327				
25041028	Development Partners' Forum	GoK	GoK	187,123	()	100,000	100,000		100,000			100,000	
25061030	Demographic Health Survey	GoK	GoK	40,000	1,836				1,836				
25061052	The household listing and emergency activity	GoK	GoK	160,609	10,616				10,616				
25061025	Household Income and Expenditure Survey	GoK	GoK	794,000	21,884				21,884				
2504K059	COVID-19 Relief Package (SOE - AKA)	GoK	GoK	1,379,006	731,000			730,054	946				
2504K041	COVID-19 Relief Package (SOE - AKL)	GoK	GoK	800,000	789,703				789,703				
2504K069	COVID-19 Relief Package - Unemployment support package	GoK	GoK	2,265,000	2,265,000				2,265,000				
2504K070	COVID-19 Relief Package - Business Stimulus Package	GoK	GoK	4,490,000	990,000				990,000				
2504K071	COVID-19 Relief Package - Cargo Buffer	GoK	GoK	3,500,000	3,500,000			1,083,527	2,416,473				
2504K066	COVID-19 Relief Package - SOE Stimulus Package	GoK	GoK	1,065,994	1,065,994				1,065,994				
2504K011	2020-2023 KDP Consultations & Embedding SDG & SAMOA Pathway reporting	GoK	GoK	60,000	23,191	20,000	20,000	20,000	23,191				
2501F108	Refurbishment on Old Parliament House	GoK	GoK	50,000	2,966				2,966				
2504A108	Kiribati Road Rehabilitation Project	GoK	GoK	19,614,734	()				()				
25041024	Support to Kiribati VNR report (DB18)	GoK	GoK	7,700									
2507E017	Population Census 2015	GoK	GoK	300,000	(408,036)				(408,036)				
2501D047	Rehabilitation of MFED Office	GoK	GoK	100,000	(36,049)				(36,049)				
25041102	Support for AKL's Domestic Sector	GoK	GoK	5,314,271	1,768,771				1,768,771				
2501K004	Honorable Vice President's Mwaneaba	GoK	GoK	110,242	(126,831)				(126,831)				
2504K080	Support to I-kiribati nationals stranded overseas due to COVID19	GoK	GoK	2,130,408	(41,428)		1,073,610	693,292	338,890				
2501L046	Infrastructure Maintenance Fund (MFED)	GoK	GoK	9,000,000		6,000,000	6,000,000	4,967,452	1,032,548	3,000,000	6,000,000	6,000,000	6,000,000
2504L003	Repatriation for Stranded Nationals Overseas due to COVID-19	GoK	GoK	650,000			650,000	650,000					
		GoK TOTAL		183,680,530	18,008,342	22,120,000	23,843,610	29,891,153	11,960,800	43,000,000	46,000,000	46,100,000	46,000,000
2504H083	Readiness supports to strengthen Kiribati engagement with the GCF	MFAT	GoK	142,890	(15,964)				(15,964)				
2504K018	COVID-19 Project	MFAT	GoK	2,910,885	46,472				46,472				
2504L017	Finalization of the Kiribati Development Plan 2020-23	MFAT		26,985			26,985	17,000	9,985				
		MFAT TOTAL		3,080,760	30,508		26,985	17,000	40,493				
No code	COVID-19 Support	PRC	GoK	390,032	390,032				390,032				
2504L062	COVID-19 Vaccine roll out & transportation	PRC	GoK	400,894			400,894	400,894					
		PRC TOTAL		790,926	390,032		400,894	400,894	390,032				
25013986	Unallocated	ROC	GoK	5,480,000									
		ROC TOTAL		5,480,000									
25061103	Household Income and Expenditure Survey (HIES)	SPC	GoK	50,000	(3,308)				(3,308)				
		SPC TOTAL		50,000	(3,308)				(3,308)				
25061053	The household listing and emergency activity	UNFPA	GoK	771,760	(6,454)				(6,454)				
		UNFPA TOTAL		771,760	(6,454)				(6,454)				
	MFED SUBTOTAL			206,611,534	22,342,557	22,220,000	27,371,474	32,660,405	17,053,625	46,875,000	46,000,000	46,100,000	46,000,000

Code	Project Title	Donor	Financial System Used	Total Project Cost	Accumulated Bal up to 2020	2021 Budget	2021 RevBudget	2021 Warrant	2021 Est Balance	2022 Budget	2023 Est.	2024 Est.	2025 Est
26 - MINISTRY OF WOMEN, YOUTH AND SOCIAL AFFAIRS													
2605G082	Respectful Relationships Program	DFAT	GoK	300,388	259,273				259,273				
2605G083	Support to Continuation of Safenet Positions	DFAT	GoK	64,774	512				512				
2603H041	Support to Toa Matoi Seawall and Maneaba	DFAT	GoK	51,435	8,765				8,765				
2605H056	Support to Organizational Assessment of AMAK	DFAT	GoK	126,155	42,965			17,061	25,904				
2603I004	Accessibility Audit Training	DFAT	GoK	62,706	33,998				33,998				
2603F069	Disability Unit Strengthening	DFAT	GoK	49,985	3,350				3,350				
2605D121	Support to Women Development Division Activities	DFAT	GoK	371,105	14,043		65,110		79,153				
2605E046	National Laws and Policies on ESGBV & Gender Equality	DFAT	GoK	149,940	4,151				4,151				
2605K022	Gender Equality and Women Development	DFAT	GoK	43,343	28,192				28,192				
2607L012	Furnishing Te Toa Matoi Center	DFAT	GoK	68,200			68,200	68,200					
2607L038	Disability COVID19 Awareness	DFAT	GoK	5,000			5,000	5,000					
	DFAT TOTAL			1,293,031	395,250		138,310	90,261	443,299				
2602H061	Commonwealth Games (Gold Coast)	GoK	GoK	110,245	1,404				1,404				
2602F015	Sport Incentive for Commonwealth Games	GoK	GoK	10,000									
2602F063	Pacific Games	GoK	GoK	623,712	(13,300)				(13,300)				
2602G013	Kiribati Team Participation 2016 Oceania Wrestling	GoK	GoK	16,567	16,567				16,567				
2602F198	Kiribati Weightlifting Team to USA and Canada	GoK	GoK	23,712	23,712				23,712				
26039153	School Fee for Unprivileged Children	GoK	GoK	1,316,981									
2605I077	National Women's Expo	GoK	GoK	50,000	()				()				
2602I064	Construction of the national sports stadium	GoK	GoK	5,569,498	2,700,369				2,700,369				
2602G033	Olympic Games Contingent to Rio De Janiero	GoK	GoK	101,100	2,371				2,371				
2602G035	Participation of Team Kiribati in the Oceania Volleyball Tournament	GoK	GoK	50,608	()				()				
2602I048	Recognition of pioneers in sport	GoK	GoK	15,000	(572)				(572)				
2605I031	General Meeting for the Revival of AMAK	GoK	GoK	24,380	(1,906)				(1,906)				
2602I037	Kiribati Participation in Micronesian game, Yap	GoK	GoK	120,001	(24,201)				(24,201)				
2602E065	2014 Kiribati Participation in Micronesian Games	GoK	GoK	92,220	(19,288)				(19,288)				
2602L040	Sport Complex Maintenance	GoK	GoK	16,448			16,448	16,448					
2603L039	Support Fund for Unemployed	GoK	GoK	40,400,000			8,000,000	8,000,000		32,400,000	32,400,000	32,400,000	32,400,000
	GoK TOTAL			48,540,473	2,685,156		8,016,448	8,016,448	2,685,156	32,400,000	32,400,000	32,400,000	32,400,000
26028143	Te Runga	GoK & ROC	GoK	3,424,122	86,112				86,112		500,000		
2601G068	Social Stability Fund	GoK & ROC	GoK	8,999,910	811,561	1,500,000	1,500,000	1,500,000	811,561	1,500,000	1,500,000	1,500,000	1,500,000
	GoK & ROC TOTAL			12,424,032	897,673	1,500,000	1,500,000	1,500,000	897,673	1,500,000	2,000,000	1,500,000	1,500,000
2604G017	Acquisition of Sport Gears for Island Youth Association	Korea	GoK	44,670	22,799				22,799				
	KOREA TOTAL			44,670	22,799				22,799				
2603K062	Developmental Skills Training (Enterprenuership Training)	MFAT	GoK	6,862	2,138		4,724	6,862	()				
	MFAT TOTAL			6,862	2,138		4,724	6,862	()				
2601E064	Support to MWYSSA & ESGBV	Others	GoK	124,390	15,758				15,758				
2602J043	Beijing +25 project	Others	GoK	7,336	(472)				(472)				
	OTHERS TOTAL			131,726	15,286				15,286				
2602I098	Te Runga	PRC	GoK	250,000									
2606K052	Social Stability Fund	PRC	GoK	1,000,000	246,409	500,000	500,000	500,000	246,409	500,000			
2604L060	Youth & Children's got talent show	PRC	GoK	1,000			1,000	1,000					
	PRC TOTAL			1,251,000	246,409	500,000	501,000	501,000	246,409	500,000			
2602C024	Women Economic Empowerment/Assist. to Women	ROC	GoK	100,000	(12,240)				(12,240)				
2602H001	Sport Equipment	ROC	GoK	180,000	620				620				
	ROC TOTAL			280,000	(11,619)				(11,619)				

Code	Project Title	Donor	Financial System Used	Total Project Cost	Accumulated Bal up to 2020	2021 Budget	2021 RevBudget	2021 Warrant	2021 Est Balance	2022 Budget	2023 Est.	2024 Est.	2025 Est
2605H060	Essential Services Program (MWYSSA)	UN Women	GoK	146,933	20,461				20,461				
2605H075	Strengthening Peaceful Village Kiribati (SPVK)	UN Women	GoK	1,019,300	201,212	255,645	210,833	210,833	201,212				
26058200	UNIFEM	UN Women	GoK	61,685	(18,172)				(18,172)				
2605F001	Additional Funding to EVAW Fund	UN Women	GoK	123,146	19,201				19,201				
2605H063	Support for WWD Staff Retreat at Tokaraetina Motel, Aboakoro	UN Women	GoK	9,945	1				1				
2605C130	Eliminating Violence Against Women (AVAW)	UN Women	GoK	191,250	(113,801)				(113,801)	528,808			
	UN WOMEN TOTAL			1,552,260	108,902	255,645	210,833	210,833	108,902	528,808			
2604I063	Integrated Sexual Reproductive health and services	UNFPA	GoK	340,577	12,651		154,419	168,372	(1,302)				
No code	GoK/UNFPA Sub Regional Programme	UNFPA	GoK	51,598		103,195				51,598			
	UNFPA TOTAL			392,175	12,651	103,195	154,419	168,372	(1,302)	51,598			
26034678	Child Protection	UNICEF	GoK	707,689	10,740				10,740				
2603I018	Emergency Psychosocial Support DCT for Nonouti Disaster	UNICEF	GoK	22,582	6,133				6,133				
2603J016	Psychosocial support for Arorae & Tamana	UNICEF	GoK	27,723	4,114				4,114				
2604E063	Adolescent Girls Initiatives	UNICEF	GoK	6,158	4,539				4,539				
2604E204	Convention on the Rights of the child	UNICEF	GoK	10,285	5,571				5,571				
2603K009	Community Referral Pathway Training	UNICEF	GoK	12,000	12,000				12,000				
2603K014	U-Report	UNICEF	GoK	3,000									
2604I067	Implementation of child protection package on South Tarawa	UNICEF	GoK	500,900			500,900	5,900	495,000				
	UNICEF TOTAL			1,290,337	43,097		500,900	5,900	538,097				
2603J009	ECCE & Positive Parenting in Kiribati (UNICEF NZ and UNICEF Pacific)	UNICEF & MFAT	GoK	28,102	1,030				1,030				
	UNICEF & MFAT TOTAL			28,102	1,030				1,030				
2603E032	Community Based Rehabilitation	WHO	GoK	33,000	5,512				5,512				
	WHO TOTAL			33,000	5,512				5,512				
	MWYSSA SUBTOTAL			67,267,667	4,424,284	2,358,840	11,026,635	10,499,676	4,951,242	34,980,406	34,400,000	33,900,000	33,900,000
27 - MINISTRY OF INFRASTRUCTURE AND SUSTAINABLE ENERGY													
2702I012	PV Solar mini off-grid for rural church communities	Canada	GoK	329,922	18,320		55,631	75,892	(1,941)				
	CANADA TOTAL			329,922	18,320		55,631	75,892	(1,941)				
2708H070	Te Toamatoa Centre	DFAT	GoK	472,484	126,811			59,500	67,311				
2709A110	South Tarawa Sanitation Improvement Sector Project	DFAT	GoK	13,950,000									
2705G059	Te Meeria Male Facilities	DFAT	GoK	272,850	18,074				18,074				
2705E027	Reconstruction of Tungaru Rehabilitation Centre	DFAT	GoK	630,910	237,087				237,087				
2705K045	Mental Health Rehabilitation Facility	DFAT	GoK	269,990	269,990				269,990				
2705K043	MHMS PCR Facility Quality Review	DFAT	GoK	20,298	20,298			20,298					
2705L044	KSCCSN Facility Upgrade	DFAT	GoK	249,993			249,993		249,993				
2705L043	AMAK Rehabilitation	DFAT	GoK	279,955			279,955		279,955				
2705L033	Polymerase Chain Reaction Laboratory Construction	DFAT	GoK	423,864			423,864	423,864					
	DFAT TOTAL			16,570,343	672,259		953,812	503,662	1,122,409				
2704H108	Outer Island Infrastructure Program	GoK	GoK	28,383,760	7,229,312				867,409				
2706I086	Outer Island Water Tanks (500L)	GoK	GoK	3,660,000	2,199,857			2,470,797	(270,940)				
2709I049	Phase I of the Outer Islands Access and Passages	GoK	GoK	700,000	234,124			234,124					
2709I096	Infrastructure Maintenance Fund	GoK	GoK	4,500,000	693,248			442,960	250,288				
2702J064	Renewable Energy System JV	GoK	GoK	250,000									
2705F135	Public Toilets	GoK	GoK	350,000	96,313			96,313					
2703H099	PUB Electricity Distribution Refurbishment	GoK	GoK	1,000,000									
2705A051	Demolition of Otintaa Hotel East Wing	GoK	GoK	45,647	37,358				37,358				
2709F064	Kings Wharf on Butaritari island	GoK	GoK	200,000	10,601				10,601				

Code	Project Title	Donor	Financial System Used	Total Project Cost	Accumulated Bal up to 2020	2021 Budget	2021 RevBudget	2021 Warrant	2021 Est Balance	2022 Budget	2023 Est.	2024 Est.	2025 Est
2709F065	Marakei Bridge	GoK	GoK	250,000	(19,418)				(19,418)				
2709F066	Abemama Bridge	GoK	GoK	139,275	(7,019)				(7,019)				
2706C045	Support to KiriWatsan I	GoK	GoK	90,500	(202,116)				(202,116)				
2706C046	Support to South Tarawa Road Upgrading	GoK	GoK	210,000	20,000								
2706C043	Kiritimati Water Supply Project Preparation	GoK	GoK	114,500	8,174				8,174				
2701F047	Maintenance of PUB Generator	GoK	GoK	1,265,573	(54)				(54)				
2701F053	Support to KIIREP	GoK	GoK	7,500	(12,096)				(12,096)				
2701F130	Access and Roads Maintenance South Tarawa & Betio	GoK	GoK	195,000									
2701G115	Support to the Nippon Causeway	GoK	GoK	1,680,000	100,000					100,000			
2706L010	Improving access to Water for Banaba and Temaiku Communities	GoK	GoK	193,018		193,018	193,018	193,018					
2706L034	South Tarawa Water Supply	GoK	GoK	1,490,000		1,490,000	1,490,000	120,000	1,370,000				
	GoK TOTAL			44,724,773	10,388,285	1,683,018	1,683,018	4,424,622	7,646,682				
2701F136	Expansion of Tungaru Central Hospital - Phase 2: New TB Maneaba/Ward	GoK & DFAT	GoK	603,252	425,811		173,343	598,749	405				
	GoK & DFAT TOTAL			603,252	425,811		173,343	598,749	405				
2701A024	Heavy Plants and Machines	GoK & ROC	GoK	2,276,186	129,636				129,636				
	GoK & ROC TOTAL			2,276,186	129,636				129,636				
2706C044	Support to KAPIII Project	GoK & WB	GoK	216,175	74,292								
	GoK & WB TOTAL			216,175	74,292				74,292				
2702H115	Solar Light Kits, Households in Urban Districts - Phase II	India	GoK	1,422,960	37,583				37,583				
	INDIA TOTAL			1,422,960	37,583				37,583				
2702J005	Sustainable Water Supply for Vulnerable Rural Communities	Italy	GoK	1,215,040	441,456			72,069	369,387				
2702I038	PV Solar mini off-grid for fish centers Outer Island Phase 2	Italy	GoK	1,050,208	19,890		9,924	28,408	1,406				
2702L023	PV Solar Off-grid systems for 4 boarding schools and village community	Italy	GoK	322,566			322,566	322,566					
	ITALY TOTAL			2,587,814	461,345		332,490	423,042	370,793				
2706I056	Kiribati Sanitation Roadmap Addendum	MFAT	GoK	699,970	577,792			577,792					
2709H010	Betio landfill seawall rehabilitation project	MFAT	GoK	231,269	4,024				4,024				
2703I011	PUB Electricity Distribution Refurbishment phase 2	MFAT	GoK	259,955									
2706I040	Water security support for South Tarawa	MFAT	GoK	1,089,980									
2701K020	Improving Access to Quality potable water and power backup for Central Hospital Nowerewere	MFAT	GoK	122,955									
2701K065	PUB Assistance for critical spare parts	MFAT	GoK	698,388									
2709K076	Incentiving Economic Reform: Asset Management Fund	MFAT	GoK	301,552	301,552	2,000,000			301,552				
2702L066	Kiribati Utilities Reform Program GFA	MFAT	GoK	2,300,000		3,161,738	2,300,000	168,230	2,131,770	2,590,000	1,390,000	820,000	
	MFAT TOTAL			5,704,069	883,367	5,161,738	2,300,000	746,022	2,437,345	2,590,000	1,390,000	820,000	
2702B017	Purchase of cherry picker truck	Others	GoK	25,220	20				20				
2704L037	Koil Support to Renewable Energy Sector	Others	GoK	715,969			715,969		715,969				
	OTHERS TOTAL			741,189	20		715,969		715,989				
2709L026	Buota submerged causeway	PRC	GoK	569,600			569,600	569,600					
	PRC TOTAL			569,600			569,600	569,600					
2709H003	Heavy Plant and Equipment for Roads and Seawalls	ROC	GoK	2,885,905	(100)				(100)				
2709D074	Outer Island Road & Airstrip Upgrading	ROC	GoK	1,567,566	(57,837)				(57,837)				
2709F020	Heavy Plant and Equipment	ROC	GoK	1,270,000	(8,385)				(8,385)				
2709H087	Buota Bridge	ROC	GoK	17,710	2,937				2,937				
2701D048	KOIL's New Additional Fuel Storage	ROC	GoK	8,504,601									
	ROC TOTAL			14,245,782	(63,385)				(63,385)				
2706H004	Strengthening Water Security of Vulnerable Island States	SPC	GoK	229,815	9,259				9,259				
2702D044	Kiribati Pacific Appliance Labelling & Standards Program	SPC	GoK	80,991	4,500				4,500				
2706L016	Enhancing Sustainable Water Security Measures to adapt to climate changes and disaster in vulnerable remote islet communities in Kiribati (SUPA - GCCA)	SPC	GoK	49,998		453,182	49,998	49,998					
2709L019	Managing of water scarcity through strengthened water resource management	SPC	GoK	42,235			42,235	84,485	(42,250)				
	SPC TOTAL			403,039	13,758	453,182	92,233	134,483	(28,492)				

Code	Project Title	Donor	Financial System Used	Total Project Cost	Accumulated Bal up to 2020	2021 Budget	2021 RevBudget	2021 Warrant	2021 Est Balance	2022 Budget	2023 Est.	2024 Est.	2025 Est
2706D063	USAID-SPREP Support to Climate Change Adaptation Initiative	SPREP	GoK	178,423	(11,721)				(11,721)				
		SPREP TOTAL		178,423	(11,721)				(11,721)				
2706C067	Kiriwatsan 1 Project	UNICEF	GoK	1,566,486	123,648				123,648				
2706K047	WASH from the Start	UNICEF	GoK	77,282	27,052	951,816	31,623	62,048	(3,374)	886,718	516,767		
		UNICEF TOTAL		1,643,768	150,700	951,816	31,623	62,048	120,274	886,718	516,767		
	MISE SUBTOTAL			92,217,296	13,180,272	8,249,754	6,907,718	7,538,120	12,549,870	3,476,718	1,906,767	820,000	
28 - MINISTRY OF EMPLOYMENT AND HUMAN RESOURCES													
2802G078	Superannuation for Seasonal Workers in Australia	DFAT	GoK	14,400		15,000							
		DFAT TOTAL		14,400		15,000							
2804H049	Upgrade of MTC's Library	Germany	GoK	14,485	(22)				(22)				
		GERMANY TOTAL		14,485	(22)				(22)				
2802C053	Banaba Compensation	GoK	GoK	1,484,513	15,000				15,000				
2802F127	Sustaining I-Kiribati Overseas Employment Workshop	GoK	GoK	11,357	(3,001)				(3,001)				
		GoK TOTAL		1,495,870	11,999				11,999				
2802F191	Labour mobility enhancement	MFAT	GoK	109,623	9,424				9,424				
28054497	MTC Institutional Strengthening	MFAT	GoK	1,435,508	138,547	126,470		125,000	13,547	47,638			
		MFAT TOTAL		1,545,131	147,972	126,470		125,000	22,972	47,638			
2802H004	VISA Fees for Seasonal Worker in MFAT	Others	GoK	14,238	1,345				1,345				
2802H011	RSE Liaison Office in New Zealand	Others	GoK	1,890	104				104				
		OTHERS TOTAL		16,128	1,450				1,450				
2802E020	Recognised Seasonal Employment Scheme (RSE)	RF	GoK	244,891	6,010				6,010				
		RF TOTAL		244,891	6,010				6,010				
2802G111	Maximizing I-Kiribati employment in Northern DFATralia	UNESCAP	GoK	40,130	(3,419)				(3,419)				
		UNESCAP TOTAL		40,130	(3,419)				(3,419)				
	MEHR SUBTOTAL			3,371,035	163,990	141,470		125,000	38,990	47,638			
29 - MINISTRY OF LINE AND PHOENIX ISLANDS DEVELOPMENT													
2908E077	Primary School Rehabilitation Program	DFAT	GoK	685,846	160,119				160,119				
		DFAT TOTAL		685,846	160,119				160,119				
2908I081	Focus Group for Land Use in Kiritimati	EU	GoK	24,680	2,990				2,990				
		EU TOTAL		24,680	2,990				2,990				
2905C038	Kiritimati Power Supply (Fuel)	GoK	GoK	9,908,763	498,105	1,000,000	1,000,000	1,000,000	498,105	1,000,000	1,000,000	1,000,000	1,000,000
2908J004	Toilet Block at Teraina Airport	GoK	GoK	69,975	16,509				16,509				
2908J003	Tabwakea Primary School	GoK	GoK	1,500,000	(5,117)				(5,117)				
2901G133	Seaweed project	GoK	GoK	400,000	300,000				300,000				
2901K057	Senior Secondary School in Kiritimati	GoK	GoK	2,000,000	457,727			457,726	1	1,000,000	1,000,000		
2904K058	E-grade Housing development	GoK	GoK	1,000,000	1,000,000			1,000,000					
2901L041	Kiritimati Mini-stadium maintenance	GoK	GoK	16,100			16,100	16,100					
		GoK TOTAL		14,894,838	2,267,225	1,000,000	1,016,100	2,473,826	809,499	2,000,000	2,000,000	1,000,000	1,000,000
2908G028	Provision of Septic Truck to Kiritimati Island	Japan	Gok	109,262	(11,504)				(11,504)				
2908G039	Upgrading of Saint Francis High School	Japan	GoK	89,710									
		JAPAN TOTAL		198,972	(11,504)				(11,504)				
2908H007	Kiribati Solid Waste Management	MFAT	GoK	615,053	135,994		53,200	154,405	34,789				
2908F109	Kiritimati Island Energy Project	MFAT	GoK	145,890	(17,270)				(17,270)				
		MFAT TOTAL		760,943	118,725		53,200	154,405	17,520				

Code	Project Title	Donor	Financial System Used	Total Project Cost	Accumulated Bal up to 2020	2021 Budget	2021 RevBudget	2021 Warrant	2021 Est Balance	2022 Budget	2023 Est.	2024 Est.	2025 Est
2909G093	Solar Salt Warehouse	ROC	GoK	130,000	188				188				
2904G134	Housing Improvement on Kiritimati Island	ROC	GoK	250,000	82,808				82,808				
2908I067	Main camp clinic	ROC	GoK	27,816	4,782				4,782				
2901D097	LC Linnix Insurance costs	ROC	GoK	3,403,981	243,272				243,272				
2908B094	Upgrading of Infrastructure for MLPID	ROC	GoK	183,030	(197,774)				(197,774)				
2901K017	Shipping cost for public transport and infrastructure equipment	ROC	GoK	44,910	4,394				4,394				
2901L021	Rehabilitation of Teraina Tewarua Passage	ROC	GoK	55,000			55,000	55,000					
	ROC TOTAL			4,094,737	137,669		55,000	55,000	137,669				
2901L056	Improving water system on Christmas Island	UNESCO	GoK	16,135			16,135	16,135					
	UNESCO TOTAL			16,135			16,135	16,135					
2912K081	WASH from the Start	UNICEF	GoK	59,318	20,962		38,356	59,077	240				
	UNICEF TOTAL			59,318	20,962		38,356	59,077	240				
	MLPID SUBTOTAL			20,735,470	2,696,186	1,000,000	1,178,791	2,758,443	1,116,533	2,000,000	2,000,000	1,000,000	1,000,000
37 - MINISTRY OF JUSTICE													
3702I056	Custom Broker Training	DFAT	GoK	2,691	218				218				
	DFAT TOTAL			2,691	218				218				
No code	ASYCUDA World Implementation	MFAT&DFAT	GoK	854			854						
	MFAT & DFAT TOTAL			854			854						
No code	X-ray Machines	PRC	GoK	9,673,929		9,673,929							
	PRC TOTAL			9,673,929		9,673,929							
3701J037	Reviewing Parliament Representatives	ROC	GoK	38,546	17,871				17,871				
	ROC TOTAL			38,546	17,871				17,871				
3702H106	ASYCUDA	GoK	GoK	26,000	9,532				9,532				
	GoK TOTAL			26,000	9,532				9,532				
3705I009	International Human Rights Day	UNDP	GoK	890	490				490				
3705I035	OHCHR ROP Mission to Kiribati	UNDP	GoK	1,095									
	UNDP TOTAL			1,985	490				490				
37044678	Child Protection	UNICEF	GoK	140,710	2,585				2,585				
3706I098	OPL Legal Staff training	UNICEF	GoK	4,274	1,036				1,036				
3701J098	Statelessness Workshop	UNICEF	GoK	26,136	101				101				
	UNICEF TOTAL			171,120	3,721				3,721				
	MOJ SUBTOTAL			9,915,125	31,833	9,674,783			31,833				
	Grand Total			829,065,822	115,194,592	75,122,915	95,461,303	95,715,578	114,940,317	116,789,532	99,208,803	97,848,826	95,362,582

Donor System

TABLE 7B: DEVELOPMENT BUDGET BY MINISTRY 2020-2025 DONOR SYSTEM

Code	Project Title	Donor	Financial System Used	Total Project Cost	2021 Budget	2021 RevBudget	2022 Budget	2023 Est.	2024 Est.	2025 Est
09 - OFFICE OF TE BERETITENTI										
No code	GEF LDCF II- "Enhancing "whole of islands" approach to strengthen community resilience to climate and disaster risks in Kiribati"	GEF	GEF	12,565,297		12,569,297				
GEF TOTAL				12,565,297		12,569,297				
No code	UN Peace-Building Fund "Climate Security Project"	UNSG	UNSG	500,000			500,000			
UNSG TOTAL				500,000			500,000			
No code	Climate Security in the Pacific	PBF	UNDP	3,883,495						
PBF TOTAL				3,883,495						
No code	EU Intra-ACP PACRES Project	SPREP	SPREP	1,000,000						
SPREP TOTAL				1,000,000						
No code	UNEP Technology Needs Assessment Project	UNEP	UNEP	17,000						
UNEP TOTAL				17,000						
No code	Disaster Response Levy	DFAT	DFAT	404,000						
No code	Emergency Humanitarian Support - Banaba Crisis	DFAT	DFAT	204,739		54,739	50,000	50,000	50,000	
DFAT TOTAL				608,739		54,739	50,000	50,000	50,000	
No code	Land Reclamation Project Management Design	MFAT	MFAT	108,288	421,565	66,131				
No code	Banaba water crisis	MFAT	MFAT	74,375		74,375				
No code	Climate Mobility	MFAT	MFAT	44,124		12,330	21,899	9,895		
No code	Mainstreaming Climate Change in Governance	MFAT	MFAT	42,000		21,000	21,000			
No code	Information for decision-making on climate change	MFAT	MFAT	695,959		208,774	222,486	264,699		
No code	Ecosystems Resilience (via Live and Learn)	MFAT	MFAT	1,817,351		346,198	683,696	787,457		
No code	TC Sarai Repairs	MFAT	MFAT	40,447						
MFAT TOTAL				2,822,544	421,565	728,808	949,081	1,062,051	50,000	
No code	Outer Island Resilience and Adaptation - IDA 19	WB	WB	14,330,753	7,165,377		7,165,377	7,165,377		
WB TOTAL				14,330,753	7,165,377		7,165,377	7,165,377		
OB SUBTOTAL				35,727,828	7,586,942	13,352,844	8,664,457	8,277,428	50,000	
10 - PUBLIC SERVICE OFFICE										
1002D002	Australian Award Scholarships	DFAT	DFAT	11,292,936	2,550,000	1,992,936	2,550,000	2,250,000	2,250,000	
1002E098	Australia Award Pacific Scholarships	DFAT	DFAT	5,997,445	1,250,000	997,445	1,250,000	1,250,000	1,250,000	
DFAT TOTAL				17,290,381	3,800,000	2,990,381	3,800,000	3,500,000	3,500,000	
1001F011	Housing Development - Bairiki Phase 1 and 2	MFAT	MFAT	126,801	748,497	12,290				
No code	Kiribati Scholarships (NZ, regional, and short term training awards)	MFAT	MFAT	11,807,785	3,483,419	2,355,090	2,286,000	2,476,500	2,165,795	
MFAT TOTAL				11,934,586	4,231,916	2,367,380	2,286,000	2,476,500	2,165,795	
PSO SUBTOTAL				29,224,967	8,031,916	5,357,761	6,086,000	5,976,500	5,665,795	
12 - KIRIBATI POLICE SERVICE										
No code	Pacific Islands Prevention Programme (NZ Police) - multi-country	MFAT	MFAT	634,798	179,335	292,430	169,558			
No code	Improving Transparency and Accountability - multi-country	MFAT	MFAT	199,950	65,100		74,400	74,400		
MFAT TOTAL				834,748	244,435	292,430	243,958	74,400		
KPS SUBTOTAL				834,748	244,435	292,430	243,958	74,400		
14 - MINISTRY OF FOREIGN AFFAIRS AND IMMIGRATION										
No code	Hakili Matagi (Immigration New Zealand) - multi-country	MFAT	MFAT	928,252	177,910	102,683	255,041	317,118	75,500	
MFAT TOTAL				928,252	177,910	102,683	255,041	317,118	75,500	
MFAI SUBTOTAL				928,252	177,910	102,683	255,041	317,118	75,500	
15 - MINISTRY OF INTERNAL AFFAIRS										
No code	Local Government Technical AssistanceFacility17-22	MFAT	MFAT	108,023	58,242		43,999			
MFAT TOTAL				108,023	58,242		43,999			
MIA SUBTOTAL				108,023	58,242		43,999			

Code	Project Title	Donor	Financial System Used	Total Project Cost	2021 Budget	2021 RevBudget	2022 Budget	2023 Est.	2024 Est.	2025 Est.
16 - MINISTRY OF ENVIRONMENT, LANDS AND AGRICULTURAL DEVELOPMENT										
No code	Enhancing Food Security Nutrition and Resilience to COVID-19 in Kiribati	FAO	FAO	200,000						
FAO TOTAL				200,000						
No code	Kiribati Outer Island Food and Water Project (KOIFWP)	IFAD	IFAD	2,580,000						
IFAD TOTAL				2,580,000						
No code	Enhancing Food Security in the Context of Global Climate Change	UNDP	UNDP	2,350,000	1,512,333	450,000	1,900,000			
UNDP TOTAL				2,350,000	1,512,333	450,000	1,900,000			
No code	Climate Smart Agriculture	QFFD	QFFD	2,400,000			2,400,000			
No code	Pacific Green Entrepreneurs Network	QFFD	QFFD	2,400,000						
QFFD TOTAL				4,800,000			2,400,000			
1602F013	Hydrochlorofluorocarbon Phase Out Management	UNEP	UNEP	10,026						
UNEP TOTAL				10,026						
1601H110	PIPA Trust Management	PIPA	PIPA	4,936,784						
PIPA TOTAL				4,936,784						
No code	Agriculture Project PRC	PRC	PRC	5,600,000		2,800,000	2,800,000			
PRC TOTAL				5,600,000		2,800,000	2,800,000			
No code	Solid Waste Management Phase 2 (Suppliers)	MFAT	MFAT	3,145,485		200,073	1,687,768	1,257,643		
No code	Solid Waste Management Phase 3 (Suppliers)	MFAT	MFAT	894,000			212,000	235,000	235,000	212,000
No code	Building resilience to biosecurity threat-multi-country	MFAT	MFAT	47,347						
No code	KAS Action Framework	MFAT	MFAT	178,000			178,000			
MFAT TOTAL				4,264,832		200,073	2,077,768	1,492,643	235,000	212,000
MELAD SUBTOTAL				24,741,642	1,512,333	3,450,073	9,177,768	1,492,643	235,000	212,000
18 - MINISTRY OF TOURISM, COMMERCE, INDUSTRY AND COOPERATIVES										
No code	Pacific Partnership II (IFC) - multi-country	MFAT	MFAT	13,950	13,950					
No code	PSDI Phase IV (ADB) - multi-country	MFAT	MFAT	39,060		39,060				
MFAT TOTAL				53,010	13,950	39,060				
No code	Enhancing Stakeholder Engagement in E-Commerce in Kiribati	DFAT	DFAT	983,000		485,000				
DFAT TOTAL				983,000		485,000				
MTCIC SUBTOTAL				1,036,010	13,950	524,060				
21 - MINISTRY OF FISHERIES AND MARINE RESOURCES DEVELOPMENT										
No code	Marine Protected Area Financing Facility	ADB	ADB	7,000,000	7,000,000					
ADB TOTAL				7,000,000	7,000,000					
2101K044	Procurement of Fisheries Equipment	Japan	Japan	2,600,000						
JAPAN TOTAL				2,600,000						
No code	Tobwaan Waara (Kiribati Sustainable Fisheries Development)	MFAT	MFAT	4,320,631	569,077	1,269,993	801,018	863,298		
MFAT TOTAL				4,320,631	569,077	1,269,993	801,018	863,298		
No code	Pacific Regional Oceanscape Program -PROP (Programmatic Preparation Advance) IDA 18	WB	WB	26,400,000		900,000	1,600,000	3,200,000	5,300,000	6,400,000
WB TOTAL				26,400,000		900,000	1,600,000	3,200,000	5,300,000	6,400,000
MFMRD SUBTOTAL				40,320,631	7,569,077	2,169,993	2,401,018	4,063,298	5,300,000	6,400,000

Code	Project Title	Donor	Financial System Used	Total Project Cost	2021 Budget	2021 RevBudget	2022 Budget	2023 Est.	2024 Est.	2025 Est
22 - MINISTRY OF HEALTH AND MEDICAL SERVICES										
No code	Support to RMNCAH Program	DFAT	UNFPA	300,000						
No code	Transformation Age	DFAT	UNFPA	250,000	250,000					
No code	Construction Quality Review	DFAT	DFAT	44,775	44,775					
No code	Health Sector Technical Support	DFAT	DFAT	70,451	70,451					
No code	Covid Response Recovery -Logistics support for Australian response to Kiribati's request for urgent pharmaceutical products	DFAT	DFAT	461,874		461,874				
No code	Covid Response Recovery -VAHFI	DFAT	UNICEF	500,000		500,000				
No code	Covid Response Recovery -Delft X-ray machine	DFAT	DFAT	125,000		125,000				
DFAT TOTAL				1,752,100	365,226	1,086,874				
No code	Kiribati Health Infrastructure Project	ADB	ADB	33,700,000				33,700,000		
ADB TOTAL				33,700,000				33,700,000		
No code	Volunteer Program	Japan	Japan	170,000	170,000					
No code	Project for Prevention and Control of Non-Communicable Diseases	Japan	Japan	110,000	110,000					
2201K039	Procurement of Health equipment and dredger	Japan	Japan	8,000,000						
No code	Procurement of Health Equipment	Japan	Japan	3,000,000						
No code	Project for Elimination of Lymphatic Filariasis	Japan	Japan	49,200		49,200				
JAPAN TOTAL				11,329,200	280,000	49,200				
22093329	Medical Treatment Scheme (MTS) First 1000 days - multi country activity (UNICEF)	MFAT	MFAT	1,885,909	269,293	397,743	300,000	300,000	300,000	300,000
No code	Kiribati Hospital Infrastructure (Betio hospital and contribution to TCH maintenance)	MFAT	MFAT	15,597,631	495,649	755,789	1,847,190	2,838,800	10,076,800	
No code	Healthy Families Phase 3 (KFHA)	MFAT	MFAT	3,340,209	846,005	561,304	787,448	765,579	804,313	
No code	Kiribati Health Champions (CARITAS)	MFAT	MFAT	189,531	43,305					
No code	UNICEF Primary Health Care Service Quality during first 1,000 days	MFAT	MFAT	4,499,597	1,492,452		1,275,140	1,027,168	1,104,523	
No code	COVID-19: Strengthening Pacific Laboratories	MFAT	MFAT	31,000		31,000				
No code	Pacific Sexual Reproductive Health & Rights	MFAT	MFAT	1,155,583		112,183	521,700	521,700		
No code	Negotiated Partnership with Caritas Aotearoa New Zealand	MFAT	MFAT	1,086,522	148,808	249,866	169,200	169,200	169,200	84,600
MFAT TOTAL				28,420,870	3,587,234	2,433,124	4,900,678	5,622,447	12,454,836	384,600
No code	GoK/UNFPA Sub Regional Programme - Ministry of Health & Medical Services	UNFPA	UNPS	300,000	200,000		100,000			
UNFPA TOTAL				300,000	200,000		100,000			
No code	Covid19 Health Facility	WB	WB	4,058,890		570,000				
No code	Health Sector System Strenthening - IDA 19	WB	WB	18,600,000	4,299,226		4,000,000	8,000,000	5,300,000	1,300,000
WB TOTAL				22,658,890	4,299,226	570,000	4,000,000	8,000,000	5,300,000	1,300,000
No code	Support to Health	WHO	WHO	2,492,737	3,321,107		697,409	697,409		
WHO TOTAL				2,492,737	3,321,107		697,409	697,409		
MHMS SUBTOTAL				100,653,797	12,052,793	4,139,198	9,698,087	48,019,856	17,754,836	1,684,600

Code	Project Title	Donor	Financial System Used	Total Project Cost	2021 Budget	2021 RevBudget	2022 Budget	2023 Est.	2024 Est.	2025 Est
23 - MINISTRY OF EDUCATION										
2301F172	Strategic Planning and Development Adviser	DFAT	DFAT	1,155,656	250,000	155,656	250,000	250,000	250,000	
No code	Kiribati Education Improvement Program (KEIP) Phase 3 to 5	DFAT	DFAT	43,830,095	10,004,711	5,393,607	10,004,711	10,004,711	10,004,711	
2301F171	Kiribati Education Improvement Program (KEIP) Phase 3	DFAT	DFAT	2,750,089		1,277,999				
	DFAT TOTAL			47,735,840	10,254,711	6,827,262	10,254,711	10,254,711	10,254,711	
No code	Training program In Japan	Japan	Japan	562,012	320,000	242,012				
No code	SDGs Global Leader	Japan	Japan	706,327	334,000	372,327				
	JAPAN TOTAL			1,268,339	654,000	614,339				
No code	WASH from the Start	MFAT	MFAT	1,473,082	725,566		556,298	206,311		
No code	THRIVE Early Childhood Development Research	MFAT	MFAT	1,439,069			959,379	479,690		
	MFAT TOTAL			2,912,151	725,566		1,515,677	686,001		
No code	Integrating FLE into Formal Curriculum	UNFPA	UNFPA	152,012	101,341		50,671			
	UNFPA TOTAL			152,012	101,341		50,671			
	MOE SUBTOTAL			52,068,342	11,735,618	7,441,601	11,821,059	10,940,712	10,254,711	
24 - MINISTRY OF INFORMATION, COMMUNICATIONS AND TRANSPORT										
No code	Submarine Cable	DFAT	WB	18,000,000	2,500,000		6,000,000	7,000,000	5,000,000	
	DFAT TOTAL			18,000,000	2,500,000		6,000,000	7,000,000	5,000,000	
2409H133	Improving Internet Connectivity for Micronesia (submarine cable for Xmas)	ADB	ADB	75,000,000		37,000,000				
	ADB TOTAL			75,000,000		37,000,000				
No code	Aviation Institutional Support (PASO support to CAAK)	MFAT	MFAT	217,528						
No code	Pacific Aviation Regulatory Support - multi-country	MFAT	MFAT	317,383	122,949	38,308	92,597	62,491		
No code	Pacific Aviation Security - Security Equipment	MFAT	MFAT	1,200,999	408,471	7,022	565,496	628,481		
No code	Pacific Maritime Safety Programme 2 - multi-country	MFAT	MFAT	9,011	6,492					
No code	Pacific Island Domestic Ship Safety (SPC) - multi-country	MFAT	MFAT	37,456						
No code	Kiribati Pacific Maritime Safety Programme 3	MFAT	MFAT	215,929	156,408					
No code	Pacific Tourism Data Initiative	MFAT	MFAT	196,544		58,558	58,558	79,427		
No code	CERT NZ Support to Pacific - multi-country	MFAT	MFAT	20,053	20,053					
	MFAT TOTAL			2,214,903	714,373	103,888	716,651	770,400		
2410G128	Kiribati-Pacific Connectivity Program (submarine cable Tarawa)	WB	WB	200,000		200,000				
No code	E-Government IDA 19	WB	WB	13,950,000	5,732,301		220,000	1,830,000	4,200,000	7,700,000
	WB TOTAL			14,150,000	5,732,301	200,000	220,000	1,830,000	4,200,000	7,700,000
	MICT SUBTOTAL			109,364,903	8,946,675	37,303,888	6,936,651	9,600,400	9,200,000	7,700,000
25 - MINISTRY OF FINANCE AND ECONOMIC DEVELOPMENT										
No code	Kiribati e-Government project (planned)	ADB	ADB	3,500,000	3,500,000					
	ADB TOTAL			3,500,000	3,500,000					
2504D125	Placement for Director for NEPO	DFAT	DFAT	1,505,272	316,000	241,272	316,000	316,000	316,000	
2504F182	Director for Climate Finance Unit	DFAT	DFAT	1,348,981	316,000	84,981	316,000	316,000	316,000	
No code	DFAT Unprogrammed Funded	DFAT	DFAT	7,000,000				7,000,000		
	DFAT TOTAL			9,854,253	632,000	326,253	632,000	7,632,000	632,000	
No code	Kiribati Complementary support SRBC - review of Tax and VAT Acts and administration (EUR500,000)	EU	EU	770,021		150,021	155,000	155,000	155,000	155,000
2501G130	11th EDF Technical Cooperation Facility (MAPE) (EUR2,200,000)	EU	EU	1,401,396	381,000	231,159	742,581			
	EU TOTAL			2,171,416	381,000	381,180	897,581	155,000	155,000	155,000
No code	GCF Readiness funds	GCF	GCF	767,564						
	GCF TOTAL			767,564						
No code	ESDP on Equipment for delivery of services	Japan	Japan	3,500,000		3,500,000				
	Japan TOTAL			3,500,000		3,500,000				
No code	Incentivising Economic Reform (budget support, contributions to asset management fund, long/shortterm technical assistance including PACTAM)	MFAT	MFAT	2,856,025	181,528	748,247	340,671			
No code	Solid Waste Management 2015-2020 (Suppliers for Green Bag, Scrap Metal, etc)	MFAT	MFAT	1,476,113	1,476,113					
	MFAT TOTAL			4,332,138	1,657,641	748,247	340,671			
No code	Statistical Innovation & Capacity Building in Kiribati	WB	WB	2,600,000		250,000				
	WB TOTAL			2,600,000		250,000				
No code	GoK/UNFPA Sub Regional Programme (MFED)	UNFPA	UNPS	165,357	110,238		55,119			
	UNFPA TOTAL			165,357	110,238		55,119			
	MFED SUBTOTAL			26,890,729	6,280,879	5,205,680	1,925,372	7,787,000	787,000	155,000

Code	Project Title	Donor	Financial System Used	Total Project Cost	2021 Budget	2021 RevBudget	2022 Budget	2023 Est.	2024 Est.	2025 Est
26 - MINISTRY OF WOMEN, YOUTH AND SOCIAL AFFAIRS										
No code	Pacific Women - Shaping Pacific Development	DFAT	UNDP	9,332		9,332				
No code	UN Women Ending VAWG Progam	DFAT	UNDP	200,000		200,000				
No code	Direct Aid Support	DFAT	DFAT	400,000	100,000		100,000	100,000	100,000	
No code	Support to UN Program in Kiribati	DFAT	DFAT	1,250,000	1,250,000					
		DFAT TOTAL		1,859,332	1,350,000	209,332	100,000	100,000	100,000	
No code	Just Play (OFC)	MFAT	MFAT	194,670	72,846	54,625	67,199			
No code	Negotiated Partnership with Child Fund New Zealand	MFAT	MFAT	1,569,248		411,961	411,961	411,961	203,037	
No code	High Commission Fund (Community Grants)	MFAT	MFAT	264,374	59,019	100,000	70,500	70,500		
No code	Partnership with NGOs	MFAT	MFAT	109,269	72,846		36,423			
		MFAT TOTAL		2,137,561	204,711	566,585	586,083	482,461	203,037	
	MWYSSA SUBTOTAL			3,996,893	1,554,711	775,917	686,083	582,461	303,037	
27 - MINISTRY OF INFRASTRUCTURE AND SUSTAINABLE ENERGY										
2706I087	South Tarawa Water Supply Project	ADB	ADB	42,300,000		23,400,000				
2704H220	Outer Island Infrastructure Program	ADB	ADB	119,400,000	35,000,000	35,000,000	33,700,000		33,700,000	
No code	South Tarawa Renewable Energy Project	ADB	ADB	50,600,000	17,000,000	23,000,000	16,000,000			
		ADB TOTAL		212,300,000	52,000,000	81,400,000	49,700,000		33,700,000	
2704G092	Director of Engineering Services	DFAT	DFAT	1,636,955	450,000	238,955	316,000	316,000	316,000	
No code	Senior Civil Advisor	DFAT	DFAT	979,000	360,000	31,000	316,000	316,000	316,000	
		DFAT TOTAL		2,615,955	810,000	269,955	632,000	632,000	632,000	
2706F188	KiriWatSan (Outer Islands) Phase 2	EU	SPC	435,212						
		EU TOTAL		435,212						
No code	South Tarawa Water Supply Project -GCF	GCF	ADB	38,100,000						
		GCF TOTAL		38,100,000						
No code	Promoting Outer Island Development through the Intergrated Energy Roadmap (POIDIER)	GEF	UNDP	43,000,000		12,000,000	14,000,000	11,300,000	4,800,000	
		GEF TOTAL		43,000,000		12,000,000	14,000,000	11,300,000	4,800,000	
2702F021	Kiribati Solar PV Grid Connected Project	Japan	PIFS	4,000,000						
No code	ESDP on Power Generation	Japan	Japan	1,846,538						
No code	The Project for Introduction of Hybrid Power Generation System in the Pacific Island Countries	Japan	Japan	394,396		394,396				
		JAPAN TOTAL		6,240,934		394,396				
No code	Averting water-related emergencies	MFAT	MFAT	129,195		30,475	56,381	42,339		
2706E199	Water Quality Monitoring Design for Kiribati	MFAT	MFAT	10,000		10,000				
No code	Solar distillation Pilot	MFAT	MFAT	16,197		16,197				
No code	South Tarawa Renewable Energy Project (MFAT co-finance)	MFAT	MFAT	2,692,200		2,692,200				
No code	Improved Sanitation	MFAT	MFAT	5,000,000	372,000					5,000,000
No code	Delivery of critical utilitiesin South Tarawa and Kiritimati	MFAT	MFAT	2,925,662	3,089,228		1,618,810			
2701D129	Infrastructure Management Capacity Support	MFAT	MFAT	1,000,000						
No code	Reduce risk of water scarcity (via SPC)	MFAT	MFAT	1,683,569		418,048	802,146	463,375		
No code	Kiribati Utilities Reform Program TA	MFAT	MFAT	3,162,893		761,741	1,373,680	1,027,472		
		MFAT TOTAL		16,619,716	3,461,228	3,928,661	3,851,017	1,533,187		5,000,000
2702G100	Kiribati Italy Renewable Energy Project	Italy	Italy	1,333,333						
		ITALY TOTAL		1,333,333						
2706I088	South Tarawa Water Supply Project IDA 18	WB	WB	14,428,571						
2704H119	Outer Island Maritime/ Infrastructure Program IDA 18	WB	WB	40,300,000						
No code	South Tarawa Sanitation IDA 19	WB	WB	14,330,753	7,165,377		7,165,377	7,165,377		
		WB TOTAL		69,059,325	7,165,377		7,165,377	7,165,377		
	MISE SUBTOTAL			389,704,475	63,436,605	97,993,012	75,348,394	20,630,563	39,132,000	5,000,000

Code	Project Title	Donor	Financial System Used	Total Project Cost	2021 Budget	2021 RevBudget	2022 Budget	2023 Est.	2024 Est.	2025 Est
28 - MINISTRY OF EMPLOYMENT AND HUMAN RESOURCES										
2802G091	Skills for Employment (Kiribati Facility)	DFAT	DFAT	23,662,995	4,500,000	4,375,158	5,437,143	4,150,694	4,100,000	
No code	Support for Apprenticeship Training & KIT/TVETSSP (KIT upgrade)	DFAT	DFAT	1,800,000	1,800,000					
No code	Flexible Support Facility	DFAT	DFAT	250,000						
DFAT TOTAL				25,712,995	6,300,000	4,375,158	5,437,143	4,150,694	4,100,000	
No code	Youth Learning Centre	MFAT	MFAT	3,134,752		109,540	125,212	2,900,000		
No code	MTC Institutional Strengthening TA	MFAT	MFAT	843,205	174,392	253,589	188,287	86,026		
No code	KIT School of Nursing (Infrastructure and curriculum review)	MFAT	MFAT	10,459,604	1,227,982	611,847	179,831	3,200,000	6,200,000	
No code	Pacific Qualification Recognition	MFAT	MFAT	610,325	23,250	33,466	56,029	162,000	162,000	75,000
MFAT TOTAL				15,047,886	1,425,624	1,008,442	549,359	6,348,026	6,362,000	75,000
MEHR SUBTOTAL				40,760,881	7,725,624	5,383,600	5,986,502	10,498,720	10,462,000	75,000
29 - MINISTRY OF LINE AND PHOENIX ISLANDS DEVELOPMENT										
2901D023	Improvement of water on Kiritimati	EU	EU	475,602	283,623					
No code	Supply contract for Design, Supply, Installation, and Commissioning of HV network, power stations, 200kWp PV system and associated works for Kiritimati Island, Republic of Kiribati	EU	EU	165,384						
No code	11th EDF NIP - Building Resilience through Improved Sanitation (BRIS)	EU	UNICEF	8,584,660	998,446	128,385	2,544,784	2,984,308	2,927,183	
No code	11th EDF NIP - Provision of Safe and Sustainable Drinking Water for Kiritimati	EU	SPC	8,299,320	3,710,669	115,320	1,630,600	3,276,700	3,276,700	
EU TOTAL				17,524,966	4,992,738	243,705	4,175,384	6,261,008	6,203,883	
No code	Economic and Social Development Program on Kiritimati	Japan	Japan	3,000,000	3,000,000					
JAPAN TOTAL				3,000,000	3,000,000					
No code	Partnership for a sustainable and inclusive socio-economic development of Kiritimati Island	UNICEF	UNICEF	5,641,646	2,964,812		1,946,999	1,496,883		
UNICEF TOTAL				5,641,646	2,964,812		1,946,999	1,496,883		
MLPID SUBTOTAL				26,166,612	10,957,550	243,705	6,122,383	7,757,891	6,203,883	
37 - MINISTRY OF JUSTICE										
No code	Chief Justice Secondment	MFAT	MFAT	804,382		97,314	370,454	336,614		
No code	Pacific Justice Sector Programme	MFAT	MFAT	1,006,177		105,000	185,500	194,250	197,750	208,250
No code	Voting Screens	MFAT	MFAT	5,011						
MFAT TOTAL				1,815,569		202,314	555,954	530,864	197,750	208,250
MOJ SUBTOTAL				1,815,569		202,314	555,954	530,864	197,750	208,250
Grand Total				884,344,302	147,885,258	183,938,759	145,952,727	136,549,853	105,621,512	21,434,850

Completed Projects

TABLE 8: COMPLETED PROJECTS

MINISTRY	CODE	PROJECT TITLE	DONOR	FINANCIAL SYSTEM USED	TOTAL PROJECT COST
OB	0901J017	Disaster Resilience in Pacific -SIDS (RESPAC)	UNDP	GoK	55,862
OB	0901F122	COP 21	GoK	GoK	459,677
OB	0901F112	Rehabilitation of the Aftermath of Cyclone PAM	MFAT	GoK	48,870
OB	0901J028	National Adaptation Plan Global Network	Others	GoK	28,137
OB	0901I005	Support for MV Butiraoi disaster	Others	GoK	
OB	0901H064	Independence Organising Committee	ROC	GoK	54,510
OB	0901H094	COP23	ROC	GoK	63,610
OB	0901F078	Reconstruction from Disaster (Kuwait)	Kuwait	GoK	261,789
OB	0905K010	Emergency response to affected islands in the Southern Kiribati	MFAT	GoK	40,432
OB	0905K013	DFAT-Emergency response to affected Islands in the Southern Kiribati	DFAT	GoK	49,985
OB	No Code	Banaba water crisis	MFAT	MFAT	74,375
OB	No Code	TC Sarai Repairs	MFAT	MFAT	40,447
OB TOTAL					1,177,694
PSO	10021350	Reimbursement Scheme In-Country Courses	MFAT	GoK	1,353,815
PSO	1001K006	Pacific Regional Conference on Anti Corruption	DFAT	GoK	49,985
PSO TOTAL					1,403,800
Judiciary	1102I060	Certificate in Justice	MFAT	GoK	42,111
Judiciary	1102J006	Local Orientation workshop	MFAT	GoK	10,970
Judiciary	1101E226	Sixth National Co-ordinators Leadership Workshop, Cook Islands	Others	GoK	2,748
Judiciary	1101E227	Enabling Rights and Delay Reduction Workshops	Others	GoK	9,882
Judiciary	1101G021	Judiciary Enabling Rights Outreach (Kiribati)	DFAT	GoK	85,383
Judiciary	1102H114	Lay Magistrate training Workshop at Line Islands	DFAT	GoK	8,190
Judiciary	1103H110	Second National Conference & Training to Judiciary	MFAT	GoK	13,008
Judiciary	1101J104	Kiribati Judiciary Awareness	MFAT	GoK	10,322
Judiciary	1102I042	Human right training for Magistrate and Court Clerks	MFAT	GoK	3,560
Judiciary	11024678	Child Protection/Lay Magistrate Training Workshop	UNICEF	GoK	78,582
JUD TOTAL					264,756
KPS	1201E024	Support to DVSO Unit	DFAT	GoK	143,681
KPS	1204G085	Maintenance of SAR vessel	MFAT	GoK	4,985
KPS TOTAL					148,666
PSC	1301I010	Maneaba ni Maungatabu Tribunal Salaries	GoK	GoK	15,000
PSC TOTAL					15,000
MFAI	1403C020	Procurement of vehicle for Kiribati High Commission Fiji	GoK	GoK	64,837
MFAI	1405E089	Kiribati Internship Programme at New York Mission	MFAT	GoK	110,066
MFAI	1401J069	Support to Kiribati Youth Participation UNGA NY	ROC	GoK	7,159
MFAI	1401F107	High Level Meeting on Climate Induced Migration	ROC	GoK	100,460
MFAI	1401H113	Mauri Wear	WOGC	GoK	10,189
MFAI TOTAL					292,711
MIA	1502F012	Upgrading of Social Facilities in the O.I	GoK	GoK	1,064,948
MIA	1503I027	ICH Workshop	GoK	GoK	12,525
MIA	1502I017	TUC Garbage Truck	Japan	GoK	62,642
MIA	1502I016	BTC Garbage Truck	Japan	GoK	62,642
MIA	15024129	Upgrading of Social Facilities in the O.I	ROC	GoK	9,944,501
MIA	1502H067	Construction of Tabuaeran Maneaba	ROC	GoK	70,000
MIA	1502H021	Upgrading of Island Council Maneaba - Maiana	ROC	GoK	43,810
MIA	1502H068	Construction of Teraina Maneaba	ROC	GoK	70,000
MIA	1502E184	Te Umwanibong Maneaba	ROC	GoK	62,102
MIA	15023934	Tabuaeran Housing Project	ROC	GoK	94,500
MIA	15029068	Abemama Guest House	ROC	GoK	157,924
MIA	15029009	Tab.North Guest House	ROC	GoK	147,810
MIA	15029178	Tab.South Guest House	ROC	GoK	13,200
MIA	1502D046	Butaritari Retaining Wall and Site Extension	ROC	GoK	128,902
MIA	15039175	Financial Management and Local Government	CLGF	GoK	163,578
MIA	1505G019	12th Pacific Festival of Arts and Culture tbh in Guam	GoK	GoK	221,782
MIA	1504J052	National Cultural Day 2019 - Additional Supporting Fund	MFAT	GoK	1,600
MIA	15024421	Tab North new Council Office	ROC	GoK	151,110
MIA	15024441	Teraina Guest House Renovation	ROC	GoK	17,771
MIA	15034633	Maiana Commercial Vessel	ROC	GoK	369,814
MIA	15029005	Makin Commercial Vessel	ROC	GoK	369,804
MIA	1502A046	Nonouti Guest House Renovation	ROC	GoK	138,956
MIA	15024209	Kuria Council Living Quarters	ROC	GoK	181,015
MIA	15029065	North Tarawa Garage and Tools	ROC	GoK	94,720
MIA	15039118	Tabuaeran Garage and Tools	ROC	GoK	26,365
MIA	15029013	Arorae Water & Sanitation	ROC	GoK	150,117
MIA	15029067	Arorae Aluminium Workshop	ROC	GoK	30,593
MIA	15024477	Arorae Police Office and Cell	ROC	GoK	96,830
MIA	15024628	Arorae Council Office	ROC	GoK	191,122
MIA	15028014	Tab North Extension of Council Office	ROC	GoK	171,169

MINISTRY	CODE	PROJECT TITLE	DONOR	FINANCIAL SYSTEM USED	TOTAL PROJECT COST
MIA	15028195	Banaba Primary School Classroom	ROC	GoK	131,998
MIA	15028004	Upgrading of Tanimainiku Wharf	ROC	GoK	495,023
MIA	15028193	New Classroom for Nan Teikao	ROC	GoK	208,096
MIA	1501H086	Finalizing Ministry Strategic Plan	UN Women	GoK	5,794
MIA	1502H035	Upgrading of Island Council Maneaba - KUC	ROC	GoK	43,810
MIA	15024440	Tabuaeran Road Upgrading	ROC	GoK	156,600
MIA TOTAL					15,353,172
MELAD	1602J027	Leverage the development of local food crops and fisheries value chain	CTA	GoK	10,358
MELAD	1604E062	Soil Health Improvement	DFAT	GoK	161,027
MELAD	1604J040	Assisting SIDS to integrate Agricultural sector concerns into CCP and NDCs	FAO	GoK	12,291
MELAD	1602D107	National E-Waste Management	SPREP	GoK	16,000
MELAD	1602H057	SAICM II post national project	UNDP	GoK	44,840
MELAD	1602F102	Integrating Global Env Priorities into the National and Policy Programs	UNDP	GoK	322,967
MELAD	16038058	Strategic Approach -Internat. Chemicals Mg'ment	UNDP	GoK	136,479
MELAD	1602H009	POP NIPs	UNEP	GoK	159,957
MELAD	16033708	Implementing Montreal Protocol in Kiribati	UNEP	GoK	392,193
MELAD	1602G101	The Survey of ODS alternatives at the national level in Kiribati	UNEP	GoK	32,692
MELAD	1603C109	NBSAP & 5th National Report to CBD	UNEP	GoK	142,626
MELAD	No Code	Building resilience to biosecurity threat- multi-country	MFAT	MFAT	47,347
MELAD	1604E218	Kiribati Outer Island Food and Water Project (KOIFWP)	IFAD	GoK	30,298
MELAD	1603E189	Consolidating Capacity Building for Invasive Species Management in Kiribati	MFAT	GoK	
MELAD	16048204	Agricultural Center of Excellence (IFAD)	SPC	GoK	41,925
MELAD	1604E011	Food Security Climate Change	SPC	GoK	123,646
MELAD	1604F008	Strengthening Agricultural Resilience to Climate Change	SPC	GoK	13,003
MELAD	1602D102	Invasive Alien Species (IAS)	SPREP	GoK	131,534
MELAD	1604H085	Kiribati Outer Island Food and Water Project (KOIFWP)	ROC	GoK	797,135
MELAD	16038105	Program of Work on Protected Areas (POWPA)	UNEP	GoK	
MELAD	1602E088	Support to KNAP for UNCDD 10 years Strategy	UNEP	GoK	160,171
MELAD	1604K005	Shredder Machine for Butaritari Island	Canada	GoK	6,340
MELAD	1604K007	Scaling the OPPO Approach and Strengthening Abaiang Vegetable Growers' Association	CTA	GoK	19,030
MELAD	1604K021	Agricultural Equipment	PRC	GoK	500
MELAD	No Code	Enhancing Food Security Nutrition and Resilience to COVID-19 in Kiribati	FAO	FAO	200,000
MELAD TOTAL					3,002,357
MM	1701J071	Kiribati Practice Parliament for Women	UNDP	GoK	58,200
MM TOTAL					58,200
MTCIC	1803J045	Pacer Plus Trade Adviser	MFAT	GoK	189,098
MTCIC	1801G012	Kiribati Trade Capacity development and institutional strengthening project (TIER 1)	UNDP	GoK	406,296
MTCIC	1803I036	Enhancing inclusive sustainable economic development through coconut sector Development	UNDP	GoK	230,046
MTCIC	1803H079	Training on Rules of Origin in Regional Trade Agreements in Kiribati	ComSec	GoK	2,865
MTCIC	1803F132	Teraina Copra Shed	GoK	GoK	32,638
MTCIC	1803H080	PACER Plus Consultation to Facilitate Ratification	OCTA	GoK	25,000
MTCIC TOTAL					885,943
OAG	2003J019	Prosecution training on Money-Lending, Cybercrime, Anticorruption and Fraud	Others	GoK	1,681
OAG	20014678	Child Protection	UNICEF	GoK	222,609
OAG TOTAL					224,290
MFMRD	2103I101	NZ Pacific Partnership on Ocean Acidification Phase I and II	MFAT	GoK	9,593
MFMRD	2104G124	Waa N O - North Tarawa	GoK	GoK	49,000
MFMRD	2105J022	Drone Survey for South Tarawa Water and Betio	SPC	GoK	11,041
MFMRD	2103E074	Diversification of Seaweed Industries in Pacific	DFAT	GoK	72,392
MFMRD	2103F099	Revitalizing Kappahycus Alvarezii in Kiribati	FAO	GoK	54,388
MFMRD	2101C146	Te Waa n O for Tamana	GoK	GoK	90,612
MFMRD	2101C147	Te Waa n O for Arorae	GoK	GoK	90,612
MFMRD	2101E069	Te Waa n O Nikunau	GoK	GoK	96,112
MFMRD	2101C144	Waa n Oo for Kuria	GoK	GoK	76,862
MFMRD	2103F128	Integrated Fish and Local Market - Bairiki	Korea	GoK	415,844
MFMRD	2103F129	Kiribati Sustainable Coastal Fisheries Programme Inception Period	MFAT	GoK	202,345
MFMRD	2103G032	Marine Stewardship Council Training	PNA	GoK	3,201
MFMRD	2102G020	Procurement of Vessel	GoK	GoK	200,000
MFMRD TOTAL					1,372,002

MINISTRY	CODE	PROJECT TITLE	DONOR	FINANCIAL SYSTEM USED	TOTAL PROJECT COST
MHMS	2203H046	National TB and Leprosy Program	DFAT	GoK	606,289
MHMS	2203I047	National Hepatitis B Program	DFAT	GoK	109,934
MHMS	2207I078	Travel Plan for Tupaia & Supply Activities	DFAT	GoK	13,960
MHMS	2207G104	AMR 2nd Consultation	DFAT	GoK	34,695
MHMS	No Code	Support to RMNCAH Program	DFAT	UNFPA	300,000
MHMS	2201K040	COVID19 Health System Preparedness	MFAT	GoK	464,005
MHMS	No Code	Project for Prevention and Control of Non-Communicable Diseases	Japan	Japan	110,000
MHMS	2201G114	Kiribati Internship Training Program	MFAT	GoK	1,548,936
MHMS	2203I013	HIV/TB Program	UNDP	GoK	756,518
MHMS	2203I041	High Impact Nutrition Program	UNICEF	GoK	10,900
MHMS	2201H039	Global Analysis & Assessment of Sanitation and Drinking water survey	WHO	GoK	7,129
MHMS	2203G070	Enhancing the Performance of Public Health programme and departments	WHO	GoK	15,066
MHMS	2203H047	Capacity building to Health Care provider	WHO	GoK	3,200
MHMS	2203H053	Global Status report on Road Safety	WHO	GoK	1,120
MHMS	2203H077	EH inspections and HP campaign in outer islands	WHO	GoK	11,798
MHMS	2203H089	Strengthening health security and Public	WHO	GoK	5,475
MHMS	2203J010	Mental health Gap Training for Makin	WHO	GoK	8,233
MHMS	2203J042	Water quality testing Nth Trw Schools	WHO	GoK	991
MHMS	2203J065	Measles Rubella Integrated Supplementary Immunization	WHO	GoK	64,738
MHMS	No Code	Kiribati Health Champions (CARITAS)	MFAT	MFAT	189,531
MHMS	2201C142	Specialised Clinical Services	DFAT	GoK	3,368
MHMS	2201D130	Kiribati Internship Training Program	DFAT	GoK	534,478
MHMS	2201H048	Vaccine Procurement	DFAT	GoK	150,000
MHMS	2201J096	Theraphetic Policy & Guideline Review	DFAT	GoK	1,047
MHMS	2201E014	Gynaecological Clinic for GBV	DFAT	GoK	149940
MHMS	2201H043	Eliminate Dengue	DFAT	GoK	1,015,113
MHMS	2203G057	Capacity Building of Tungaru Rehabilitation Services	DFAT	GoK	145,625
MHMS	2203G067	Kiribati National TB Program - Interim Support	DFAT	GoK	275,572
MHMS	2208F028	Strengthening Tungaru Rehabilitation Centre	DFAT	GoK	230,985
MHMS	2214G060	Te Meeria Wellness Centre	DFAT	GoK	105,000
MHMS	2201I025	Procurement of Ambulance	Japan	GoK	63,961
MHMS	2203H042	Motorcycles for TB & Leprosy programs	Japan	GoK	45,876
MHMS	2201E211	STEPS	MFAT	GoK	104,140
MHMS	2203H091	Upgrade of Office space to an Eye Clinic	Others	GoK	38,551
MHMS	2203F071	Health Care Waste Officer	SPREP	GoK	12,847
MHMS	2201H049	Freight payment for a CT scan	ROC	GoK	88,000
MHMS	2201F104	Supporting Youth Friendly Health Service & Sexual Reproductive Health Program	UNFPA	GoK	305,538
MHMS	2203G036	Reproductive Health and Family Planning	UNFPA	GoK	669,319
MHMS	2203G037	Gender Base violence program	UNFPA	GoK	11,765
MHMS	2203E084	Nutrition Review & Child Health Integrated Workshop	UNICEF	GoK	130,707
MHMS	2203F003	Kiribati Child Survival Strategy	UNICEF	GoK	27,385
MHMS	2203F080	Child Survival Program	UNICEF	GoK	119,570
MHMS	2203G042	Expanded Program on Immunization	UNICEF	GoK	96,252
MHMS	2203H006	EPI & Cold Chain consultations	UNICEF	GoK	7,800
MHMS	2203I026	Formative research of Nutrition & WASH	UNICEF	GoK	27,131
MHMS	2203I044	Mental Health Gap Training for aranuka & Beru	WHO	GoK	20,730
MHMS	2201E211	STEPS	WHO	GoK	88,000
MHMS	2201F144	Review of National Strategic Plan, Budget and ER 2016	WHO	GoK	15,165
MHMS	2201H040	World Health Day Awareness week	WHO	GoK	6,221
MHMS	2201H044	Capacity building for nurses	WHO	GoK	11,837
MHMS	2201H096	National Health Forum & Joint Performance Review	WHO	GoK	17,102
MHMS	2203E078	Effective Vaccine Management (EVM)	WHO	GoK	25,944
MHMS	2203E223	World Mental Health Day	WHO	GoK	10,588
MHMS	2203F051	Mental Health Skills Development Workshop	WHO	GoK	13,774
MHMS	2203F118	Tobacco Outreach Awareness Program	WHO	GoK	5,846
MHMS	2203F141	World AIDS Day	WHO	GoK	5,410
MHMS	2203F142	Community Based Rehabilitation training Workshop to ASWO	WHO	GoK	18,926
MHMS	2203F143	Primary Trauma Care Training	WHO	GoK	4,295
MHMS	2203F147	Mental Health Training Workshop	WHO	GoK	5,801
MHMS	2203F148	Ebola Training	WHO	GoK	4,929
MHMS	2203G011	Transmission Assessment for Year 6-7, Deworming & Morbidity	WHO	GoK	88,291
MHMS	2203G051	Early Newborn Care Training	WHO	GoK	7,872
MHMS	2203G073	Kiritimati Workshop on Hospital Leadership	WHO	GoK	10,880
MHMS	2203H052	World No Tobacco Day	WHO	GoK	3,145
MHMS	2203H095	Introduction of the PEN NCD protocol intervention (Line and Phoenix islands)	WHO	GoK	27,794
MHMS	2203I054	Gender Mainstreaming in Health	WHO	GoK	4,985
MHMS	2203I058	World Health Day 2018: Universal Health Coverage	WHO	GoK	12,875
MHMS	2203I062	2018 Global Youth Tobacco Survey - Kiribati & Line and Phoenix Islands	WHO	GoK	21,363
MHMS	2214H100	Butaritari mental health training	WHO	GoK	3,249
MHMS	2203G003	Service Delivery Community Consultation at Temaiku	WHO	GoK	10,609
MHMS	2203I050	Review of Tobacco Legislation	WHO	GoK	3,896
MHMS	2203K029	Severe Acute Malnutrition	WHO	GoK	9,036
MHMS TOTAL					9,081,048

MINISTRY	CODE	PROJECT TITLE	DONOR	FINANCIAL SYSTEM USED	TOTAL PROJECT COST
MOE	2501K056	Transport for Students: Trucks	GoK	GoK	557,100
MOE	2307J020	SPFSC Exam Administration	SPC	GoK	5,145
MOE	2308I076	Community and school based family life education programming	UNDP	GoK	186,847
MOE	2307H097	Multi-grade teaching Professional Development of KTC lecturers	UNICEF	GoK	18,680
MOE	2302F062	Six Permanent (kit set) classrooms for Satellite Primary School	GoK	GoK	150,000
MOE	2303E202	Banaba JSS Classroom	Korea & GoK	GoK	205,111
MOE	2305C076	Maintenance of Teabike College	ROC	GoK	351,378
MOE	2301J072	Early Childhood Development (ECD) National forum	UNICEF	GoK	77,485
MOE	2301H098	Operationalization of ECCE legislation	UNICEF	GoK	39,433
MOE	2301G066	Code of ethics to Tabiteuea and Abaiang	UNICEF	GoK	40,498
MOE	2301G065	Monitoring of implementation of activities (Assurance & oversight)	UNICEF	GoK	16,888
MOE	2301G046	Wash in Schools Activities	UNICEF	GoK	406,009
MOE	2301F091	Code of Ethics and Wash workshop	UNICEF	GoK	48,975
MOE	2301F005	Preparatory Activities for the Formulation of ECCE Bill	UNICEF	GoK	60,000
MOE	2302E058	Implementation of SIP Program - Primary & JSS	UNICEF	GoK	43,642
MOE	2312F067	Photocopiers for Education	GoK	GoK	95,295
MOE	2315K073	Regional Review on Inclusive Education	UNICEF	GoK	710
MOE TOTAL					2,303,197
MICT	2404G126	AKL Commercial Manager	GoK	GoK	230,000
MICT	2404I057	Embraer Aircraft	GoK	GoK	67,955,875
MICT	2401E039	Support to KAIP	GoK	GoK	120,000
MICT	2401F137	BPA Broadcasting Station	GoK	GoK	449,833
MICT	No Code	Pacific Maritime Safety Programme 2 - multi-country	MFAT	MFAT	9,011
MICT	2401G031	KAIP Additional Financing	GoK	GoK	2,610,882
MICT	2404G125	AKL Expert Aviation Team	GoK	GoK	125,800
MICT	24014352	International Air Services	GoK	GoK	23,719,384
MICT	2405H054	Dash 8 Aircraft for Air Kiribati Limited	GoK	GoK	5,700,000
MICT	2401H037	Kiribati Connectivity Project	GoK	GoK	500,000
MICT	2401E228	Kiribati Maritime Safety Programme	MFAT	GoK	638,567
MICT	2402I075	Rescue LC Linnix	ROC	GoK	91,730
MICT	2405G024	Ground Handling Equipment	ROC	GoK	305,500
MICT	2405H103	Redevelopment of the Air Kiribati Hanger and Office	GoK	GoK	1,000,000
MICT	2404C039	Civil Aviation Development	GoK	GoK	500,000
MICT TOTAL					103,956,583
MFED	2505G122	Support Maintenance Contract for RMS	DFAT	GoK	54,970
MFED	2506I034	Household and Emergency census for DHS-MICS social development indicator survey	DFAT	GoK	62,062
MFED	2504H082	Climate change support program	GoK	GoK	150,000
MFED	2504H102	Computerized Reservation System for AKL	GoK	GoK	189,000
MFED	2506I030	Demographic Health Survey	GoK	GoK	40,000
MFED	2504H083	Readiness supports to strengthen Kiribati engagement with the GCF	MFAT	GoK	142,890
MFED	2506I053	The household listing and emergency activity	UNFPA	GoK	771,760
MFED	2501F108	Refurbishment on Old Parliament House	GoK	GoK	50,000
MFED	2504A108	Kiribati Road Rehabilitation Project	GoK	GoK	19,614,734
MFED	2504I024	Support to Kiribati VNR report (DB18)	GoK	GoK	7,700
MFED	2507E017	Population Census 2015	GoK	GoK	300,000
MFED	2501D047	Rehabilitation of MFED Office	GoK	GoK	100,000
MFED	2506J103	Household Income and Expenditure Survey (HIES)	SPC	GoK	50,000
MFED	2501K004	Honorable Vice President's Mwaneaba	GoK	GoK	110,242
MFED TOTAL					21,643,357
MWYSSA	2602J098	Te Runga	PRC	GoK	250,000
MWYSSA	2605G083	Support to Continuation of Safenet Positions	DFAT	GoK	64,774
MWYSSA	2603H041	Support to Toa Matao Seawall and Maneaba	DFAT	GoK	51,435
MWYSSA	2603I004	Accessibility Audit Training	DFAT	GoK	62,706
MWYSSA	2602H061	Commonwealth Games (Gold Coast)	GoK	GoK	110,245
MWYSSA	2602F015	Sport Incentive for Commonwealth Games	GoK	GoK	10,000
MWYSSA	2602F063	Pacific Games	GoK	GoK	623,712
MWYSSA	2602G013	Kiribati Team Participation 2016 Oceania Wrestling	GoK	GoK	16,567
MWYSSA	2602F198	Kiribati Weightlifting Team to USA and Canada	GoK	GoK	23,712
MWYSSA	26039153	School Fee for Unprivileged Children	GoK	GoK	1,316,981
MWYSSA	2605I077	National Women's Expo	GoK	GoK	50,000
MWYSSA	2602J043	Beijing +25 project	Others	GoK	7,336
MWYSSA	2602C024	Women Economic Empowerment/Assist. to Women	ROC	GoK	100,000
MWYSSA	26058200	UNIFEM	UN Women	GoK	61,685
MWYSSA	2603J009	ECCE & Positive Parenting in Kiribati (UNICEF NZ and UNICEF Pacific)	UNICEF & MFA	GoK	28,102
MWYSSA	2603J016	Psychosocial support for Arorae & Tamana	UNICEF	GoK	27,723
MWYSSA	2603F069	Disability Unit Strengthening	DFAT	GoK	49,985
MWYSSA	2605E046	National Laws and Policies on ESGV & Gender Equality	DFAT	GoK	149,940
MWYSSA	2602G033	Olympic Games Contingent to Rio De Janiero	GoK	GoK	101,100
MWYSSA	2602G035	Participation of Team Kiribati in the Oceania Volleyball Tournament	GoK	GoK	50,608
MWYSSA	2602I048	Recognition of pioneers in sport	GoK	GoK	15,000
MWYSSA	2605I031	General Meeting for the Revival of AMAK	GoK	GoK	24,380
MWYSSA	2605F001	Additional Funding to EVAW Fund	UN Women	GoK	123,146
MWYSSA	2605H063	Support for WWD Staff Retreat at Tokaraetina Motel, Aباokoro	UN Women	GoK	9,945
MWYSSA	2602I037	Kiribati Participation in Micronesian game, Yap	GoK	GoK	120,001
MWYSSA	2602E065	2014 Kiribati Participation in Micronesian Games	GoK	GoK	92,220
MWYSSA TOTAL					3,541,305

MINISTRY	CODE	PROJECT TITLE	DONOR	FINANCIAL SYSTEM USED	TOTAL PROJECT COST
MISE	2709A110	South Tarawa Sanitation Improvement Sector Project	DFAT	GoK	
MISE	2706C044	Support to KAPIII Project	GoK & WB	GoK	216,175
MISE	2702J064	Renewable Energy System JV	GoK	GoK	250,000
MISE	2702G100	Kiribati Italy Renewable Energy Project	Italy	Italy	
MISE	2709H010	Betio landfill seawall rehabilitation project	MFAT	GoK	231,269
MISE	2706E199	Water Quality Monitoring Design for Kiribati	MFAT	MFAT	10,000
MISE	No Code	Solar distillation Pilot	MFAT	MFAT	16,197
MISE	2705G059	Te Meeria Male Facilities	DFAT	GoK	272,850
MISE	2705E027	Reconstruction of Tungaru Rehabilitation Centre	DFAT	GoK	630,910
MISE	2703H099	PUB Electricity Distribution Refurbishment	GoK	GoK	1,000,000
MISE	2705A051	Demolition of Otintaai Hotel East Wing	GoK	GoK	45,647
MISE	2709F064	Kings Wharf on Butaritari island	GoK	GoK	200,000
MISE	2709F065	Marakei Bridge	GoK	GoK	250,000
MISE	2709F066	Abemama Bridge	GoK	GoK	139,275
MISE	2709H003	Heavy Plant and Equipment for Roads and Seawalls	ROC	GoK	2,885,905
MISE	2706C045	Support to KiriWatsan I	GoK	GoK	90,500
MISE	2706C046	Support to South Tarawa Road Upgrading	GoK	GoK	210,000
MISE	2701A024	Heavy Plants and Machines	GoK & ROC	GoK	2,276,186
MISE	2706C043	Kiritimati Water Supply Project Preparation	GoK	GoK	114,500
MISE	2701F047	Maintenance of PUB Generator	GoK	GoK	1,265,573
MISE	2701F053	Support to KIIREP	GoK	GoK	7,500
MISE	2701F130	Access and Roads Maintenance South Tarawa & Betio	GoK	GoK	195,000
MISE	2702F021	Kiribati Solar PV Grid Connected Project	Japan	PIFS	
MISE	2703I011	PUB Electricity Distribution Refurbishment phase 2	MFAT	GoK	259,955
MISE	2706I040	Water security support for South Tarawa	MFAT	GoK	1,089,980
MISE	2701D129	Infrastructure Management Capacity Support	MFAT	MFAT	
MISE	2702B017	Purchase of cherry picker truck	Others	GoK	25,220
MISE	2702D044	Kiribati Pacific Appliance Labelling & Standards Program	SPC	GoK	80,991
MISE	2706D063	USAID-SPREP Support to Climate Change Adaptation Initiative	SPREP	GoK	178,423
MISE	2709D074	Outer Island Road & Airstrip Upgrading	ROC	GoK	1,567,566
MISE	2709F020	Heavy Plant and Equipment	ROC	GoK	1,270,000
MISE	2709H087	Buota Bridge	ROC	GoK	17,710
MISE	2701D048	KOIL's New Additional Fuel Storage	ROC	GoK	8,504,601
MISE	2706C067	Kiriwatsan 1 Project	UNICEF	GoK	1,566,486
MISE	2701K020	Improving Access to Quality potable water and power backup for Central Hospital Nawerewere	MFAT	GoK	122,955
MISE	2701K065	PUB Assistance for critical spare parts	MFAT	GoK	698,388
MISE	2706F188	KiriWatSan (Outer Islands) Phase 2	EU	SPC	435,212
MISE TOTAL					26,124,974
MEHR	2802F191	Labour mobility enhancement	MFAT	GoK	109,623
MEHR	2802H004	VISA Fees for Seasonal Worker in MFAT	Others	GoK	14,238
MEHR	2802H011	RSE Liaison Office in New Zealand	Others	GoK	1,890
MEHR	2802G111	Maximizing I-Kiribati employment in Northern Australia	UNESCAP	GoK	40,130
MEHR	2804H049	Upgrade of MTC's Library	Germany	GoK	14,485
MEHR	2802C053	Banaba Compensation	GoK	GoK	1,484,513
MEHR	2802F127	Sustaining I-Kiribati Overseas Employment Workshop	GoK	GoK	11,357
MEHR TOTAL					1,676,236
MLPID	2908J003	Tabwakea Primary School	GoK	GoK	1,500,000
MLPID	2908F109	Kiritimati Island Energy Project	MFAT	GoK	145,890
MLPID	2909G093	Solar Salt Warehouse	ROC	GoK	130,000
MLPID	2908J067	Main camp clinic	ROC	GoK	27,816
MLPID	2908E077	Primary School Rehabilitation Program	DFAT	GoK	685,846
MLPID	2908I081	Focus Group for Land Use in Kiritimati	EU	GoK	24,680
MLPID	No Code	Supply contract for Design, Supply, Installation, and Commissioning of HV network, power stations, 200kWp PV system and associated works for Kiritimati Island, Republic of Kiribati	EU	EU	165,384
MLPID	2908G028	Provision of Septic Truck to Kiritimati Island	Japan	GoK	109,262
MLPID	2901D097	LC Linnix Insurance costs	ROC	GoK	3,403,981
MLPID	2908B094	Upgrading of Infrastructure for MLPID	ROC	GoK	183,030
MLPID	2908G039	Upgrading of Saint Francis High School	Japan	GoK	89,710
MLPID	2901K017	Shipping cost for public transport and infrastructure equipment	ROC	GoK	44,910
MLPID TOTAL					6,510,510
MOJ	3702I056	Custom Broker Training	DFAT	GoK	2,691
MOJ	3705I035	OHCHR ROP Mission to Kiribati	UNDP	GoK	1,095
MOJ	3706I098	OPL Legal Staff training	UNICEF	GoK	4,274
MOJ	No Code	Voting Screens	MFAT	MFAT	5,011
MOJ TOTAL					13,071
TOTAL COST					199,048,871