



GOVERNMENT OF KIRIBATI



ANNUAL ACCOUNT REPORT

2022

.....
Mr Toromon Metutera
Accountant General
Ministry of Finance and Economic Development
30th June 2023.



Government of Kiribati

ANNUAL ACCOUNT REPORT
2022

Treasury Division,

Ministry of Finance and Economic Development

Bairiki, Tarawa

30 June 2023

.....
Mr Toromon Metutera
Accountant General
Ministry of Finance and Economic Development
30th June 2023.

Table of Contents

GLOSSARY	I
ACKNOWLEDGEMENT	1
ACCOUNTANT GENERAL OVERVIEW	2
1. INTRODUCTION	2
<i>Annual Account Presentation</i>	2
<i>Non-Disclosure of some Items</i>	2
<i>OBS: Other Reports presented for information only</i>	2
<i>Covid-19 Impact</i>	3
THE AFTERMATH OF THE COVID-19 PANDEMIC.	3
<i>Period Covered in this Report.</i>	3
2. HIGHLIGHTS OF THE YEAR 2022	3
<i>Government Recurrent revenue</i>	4
<i>Fishing Revenue</i>	5
<i>Value Added Tax</i>	6
<i>Interest Received</i>	6
<i>Tax Revenue</i>	6
<i>Other Financing</i>	6
<i>2022 GOK Expenditures Budget & Actual</i>	6
<i>Government Actual Expenditure</i>	6
<i>Actual expenditure- 2022 Vs 2021</i>	8
<i>Overspent Ministries</i>	12
<i>Development Revenue</i>	13
<i>Others/ Unallocated Projects</i>	15
<i>Development Expenditures</i>	16
<i>RERF</i>	19
<i>State Street Cash Trust</i>	19
<i>Cash at Bank and Cash Equivalents</i>	19
3. SALIENT POINTS OF 2022 ACCOUNTS	20
4. IMPLEMENTATION OF NEW IFMIS	20
STATEMENT AS PER SECTION 39 OF THE PUBLIC FINANCE ACT	28
STATEMENT I: BALANCE SHEET	28
STATEMENT II: STATEMENT OF RECEIPTS AND PAYMENTS BY HEADS	30
STATEMENT III & IV: COMPARATIVE STATEMENT OF RECURRENT EXPENDITURE & REVENUE AGAINST ESTIMATE BY SUB HEAD	33
STATEMENT V: SPECIAL FUNDS AND OTHER FUNDS	44
STATEMENT VI: CASH AS AT BANK & ON HAND	45
STATEMENT VII: ADVANCES FROM THE CONSOLIDATED FUND	46
STATEMENT VIII: ADVANCES FROM DEPOSITS	47
STATEMENT IX: DEPOSITS	48
STATEMENT X: STATEMENT OF CONTINGENT LIABILITIES	50
STATEMENT XI: INVESTMENTS	52
STATEMENT XII: OUTSTANDING LOANS MADE FROM THE CONSOLIDATED FUND	53
STATEMENT XIII: PUBLIC DEBT	55
STATEMENT XIV: ARREARS OF REVENUE	57
STATEMENT XV: UNALLOCATED STORES AND MANUFACTURING ACCOUNTS	59
STATEMENT XVI: BALANCE ON DEVELOPMENT FUND	60
<i>STATEMENT XVI(A): DEVELOPMENT REVENUE BY DONOR</i>	61
<i>STATEMENT XVI(B): DEVELOPMENT EXPENDITURE BY DONOR</i>	63
<i>STATEMENT XVI(C): DEVELOPMENT FUND BY PROJECT AND DONOR</i>	65
STATEMENT XVII: BALANCES ON SUSPENSE ACCOUNT	89
STATEMENT XVIII: UNAUTHORISED EXPENDITURE BY MINISTRY	90
STATEMENT XIX: CASH IN TRANSITS (RBC)	91
STATEMENT XX: REVENUE EQUALISATION RESERVE FUND AND CASH TRUST	92



Mr Toromon Metutera
Accountant General
Ministry of Finance and Economic Development
30th June 2023.

STATEMENT XXI: CASH FLOW STATEMENT -----	96
STATEMENT AS PER IPSAS STANDARD -----	98
STATEMENT OF FINANCIAL POSITION -----	98
STATEMENT OF FINANCIAL PERFORMANCE (CONSOLIDATED FUND) -----	100
STATEMENT OF FINANCIAL PERFORMANCE (DEVELOPMENT FUND) -----	102
CASH FLOW STATEMENT -----	104
NOTES FORMING PART OF FINANCIAL STATEMENTS -----	106
SCHEDULE I: CASH AT BANK -----	111
SCHEDULE II: CASH IN HAND -----	111
SCHEDULE III: CASH IN TRANSITS -----	112
SCHEDULE IV: ADVANCES FROM CONSOLIDATED FUND -----	113
SCHEDULE V: INVESTMENT IN RERF -----	113
SCHEDULE VI: OTHER INVESTMENT -----	113
SCHEDULE VII: SUSPENSE ACCOUNT -----	114
SCHEDULE VIII: PAYABLES FOR PUBLIC OFFICERS -----	114
SCHEDULE IX: SUNDRY DEPOSITS -----	115
SCHEDULE X: TELMO SALARY AND POSMO -----	116
SCHEDULE XI: DETAILS OF RERF (RESERVE) -----	116
SCHEDULE XII: OTHER FUNDS (RESERVE) -----	117
SCHEDULE XIII: SPECIAL FUNDS (RESERVE) -----	118
SCHEDULE XIV: DETAILS OF RECURRENT EXPENDITURE AND REVENUE (CONSOLIDATED FUND) -----	119
SCHEDULE XIV: PUBLIC DEBTS -----	135
SCHEDULE XVI: SUBSIDY PAID -----	139
SCHEDULE XVII: GRANT PAID -----	140
SCHEDULE XVIII: SOCIAL BENEFITS AND ASSISTANCE -----	140
SCHEDULE XIX: OTHER STATUTORY PAYMENTS -----	141
SCHEDULE XX: OTHER EXPENSES NOT ELSEWHERE CLASSIFIED -----	142
SCHEDULE XXI: DONOR-WISE DETAILS OF DEVELOPMENT EXPENDITURE AND REVENUE (DEVELOPMENT FUND) -----	143
SCHEDULE XXII: MINISTRY-WISE DETAILS OF DEVELOPMENT EXPENDITURE AND REVENUE (DEVELOPMENT FUND) --	194



.....
Mr Toromon Metutera
Accountant General
Ministry of Finance and Economic Development
30th June 2023.

GLOSSARY

ADB	Asian Development Bank
Cap 79	Public Finance (Control & Audit) Act
CFU	Climate Finance Unit
Currency	The currency used in this report is the Australian Dollar.
DFAT	Australia Department of Foreign Affairs and Trade
DP	Development Partners
EU	European Union
GL	General Ledger
GOK	Government of Kiribati
GOC	Government Other Commitment
K	Thousand dollars (Australian)
KAO	Kiribati Audit Office
KDP	Kiribati Development Plan
KFSU	Kiribati Fiduciary Service Unit
KV20	Kiribati Vision 2020
LC	Leadership Commission
LCDF	Local Contribution to Development Fund
Linnix	Ministry of the Lines and Phoenix Group
LM	Line Ministries
M	Million Dollars (Australian)
MCIC	Ministry of Commerce, Industry and Cooperatives
MELAD	Ministry of Environment, Lands and Agricultural Development
MFAI	Ministry of Foreign Affairs and Immigration
MFED	Ministry of Finance and Economic Development
MFMRD	Ministry of Fisheries and Marine Resource Development
MIA	Ministry of Internal Affairs
MICTTD	Ministry of Information, Communication, Transport and Tourism Development
MISE	Ministry of Infrastructure and Sustainable Energy
MLPID	Ministry of Line and Phoenix Island Development
MM	Maneaba n Maungatabu
MOE	Ministry of Education



.....
Mr Toromon Metutera
Accountant General

Ministry of Finance and Economic Development
30th June 2023

MHMS	Ministry of Health
MOJ	Ministry of Justice
MWYSA	Ministry of Women, Youth, Sport and Social Affairs
NAC	National accounting code
NEPO	National Economic Planning Office
NSO	National Statistics Office
OC	Operational Cost
OAG	Office of Attorney General
OB	Office of the Beretitenti
OBS	Off-Balance Sheet Items
PE	Personal Emolument
PFM	Public Finance Management
PSC	Public Service Commission
PSO	Public Service Office
RBC	Remittance Between Chest
RERF	Revenue Equalization Reserve Fund
Telmo	Telegraphic money
VAT	Value Added Tax



.....
Mr Toromon Metutera
Accountant General
Ministry of Finance and Economic Development
30th June 2023

AKNOWLEDGEMENT

I would like to express my sincere gratitude to the hardworking and dedicated staff of the Accountancy cadre at Line Ministries and the Treasury division, especially the Senior Accountants and the two Accountants-General deputies. Their tireless efforts and commitment throughout 2022 are greatly appreciated, as they made this report possible.

I would also like to extend my thanks to Dr Iete Rouatu, our local consultant, for his unwavering support in assisting the Treasury divisions and account units at line ministries, including the Linnix Ministry and the Kiribati High Commission in Fiji.

Additionally, I am grateful for the guidance and advice provided by Mr Nilanjan Bose, the ADB TA, in adopting the International Public Sector Accounting Standard (IPSAS) format and developing the new Chart of Accounts, which will soon be fully implemented in our Annual Account.

Finally, I appreciate the valuable support given by Secretary Koin Uriam Kiritione of our parent ministry (MFED) and her NEPO staff throughout the year. Their support has been invaluable.

Te Mauri Te Raoi ao Te Tabemoa

KAM BATI N RABA.

Mr Toromon Metutera

Accountant General

30th June 2023



.....
Mr. Toromon Metutera
Accountant General

Ministry of Finance and Economic Development

30th June 2023

Page | 1

ACCOUNTANT GENERAL OVERVIEW

1. Introduction

It is the statutory responsibility of the Accountant General to complete the GoK Annual account within six months of the fiscal year's end (as outlined in section 39 of Cap 79) and send it to the Auditor General for auditing by June 30th. The annual account report for 2022 holds significant importance as it will display various changes, not only in the statements but also in the way it is presented.

Annual Account Presentation

This year, the annual account is produced in two formats using the existing template as per Section 39 of Cap 79 and the new one in voluntary compliance with the International Public Sector Accounting Standards (IPSAS). This is part of public finance management (PFM) reforms undertaken by GOK to produce the annual account in a more transparent manner and to be more accountability not just to the people of Kiribati but also to other stakeholders such as decision-makers and development partners. The new presentation is also compliant with section 39 of the Cap 79. Refer to pages 28 to 97 for statements made per existing template and pages 98 to 209 for reports produced in compliance with IPSAS.

Further and as usual, the government ministries management report (Part 1 submitted separately) and bank reconciliation statements will continue to form part of this report and, therefore, should be read in conjunction with this report. Furthermore, the management report summarised details of the PE and OC for each Line Ministries as per Table 6.


Non-Disclosure of some Items

The GOK Annual Account aims to provide all financial information required so that the public is well informed on the stewardship and custody of their financial affairs. However, due to the voluminous transactions and services, some of them are not accounted for, including the following:

- Outstanding commitments
- Government assets, i.e., buildings, roads, and causeways, except the Government Land in Fiji.
- Aid-in-kind
- Statutory body's activities except for Public Vehicles Utilities (PVU)
- Other Government liabilities
- Gain/Loss on Foreign Exchange Rate
- Projects accounts operated outside the Government accounting system, including project funds managed by the KFSU

OBS: Other Reports presented for information only

As usual, Statement of Contingent Liabilities, loans from consolidated fund and arrears of revenue are included as statement in the old format, however these will form part of the Note to the Statements in the new format. These items do not have direct impact on the consolidated fund, but they are provided for information only.


.....
Mr. Toromon Metutera
Accountant General

Ministry of Finance and Economic Development
30th June 2023

Covid-19 Impact

In 2021, despite the Covid-19 pandemic, there wasn't a significant financial downturn. This was because the donations from Development Partners were greater than the expenses incurred for essential health services, equipment, isolation centres, stranded citizens, and private businesses.

The aftermath of the Covid-19 pandemic.

As the 2022 fiscal year comes to a close, we're still working to meet some of our revenue goals, primarily due to the impact of Covid-19. Despite this challenge, we remain hopeful about the future. We did face some unexpected spending increases, but we're confident we can address this through the GOK's ongoing public financial management reform efforts and by implementing the Integrated Financial Management Information System (IFMIS).

Period Covered in this Report.

The financial year is 1st January - 31st December 2022.

2. Highlights of the year 2022

Table 1: Government Recurrent revenue by Source

Details	This Year						Last Year		Net % Increase 2021 to 2022 Increase/(Decrease)
	Estimate	Actual 2022	Variance Over/(Under)	% of Actual Vs Estimate	% of Actual Collection	Actual 2021	Actual Percentage (%)		
Fishing Licence Fees	193,067,000	130,567,318	(62,499,682)	-32.37%	59.55%	161,445,280	65.51%	-19.13%	
Fishing Transhipment Fees	6,000,000	9,602,849	3,602,849	60.05%	4.38%	7,481,672	3.04%	28.35%	
Other Fishing Revenue	933,000	850,220	(82,780)	-8.87%	0.39%	447,082	0.18%	90.17%	
VAT	21,000,000	27,609,302	6,609,302	31.47%	12.59%	28,746,555	11.66%	-3.96%	
Personal Taxes (non-cash item)	12,500,000	13,966,018	1,466,018	11.73%	6.37%	13,612,392	5.52%	2.60%	
Company Taxes	12,452,782	12,898,816	446,034	3.58%	5.88%	12,692,221	5.15%	1.63%	
Excise Tax	8,369,987	8,506,093	136,106	1.63%	3.88%	10,919,224	4.43%	-22.10%	
Line Ministries	3,547,641	11,344,260	7,796,619	219.77%	5.17%	5,565,689	2.26%	103.82%	

.....
Mr. Toromon Metutera
Accountant General
Ministry of Finance and Economic Development
30th June 2023
Page | 3

Details	This Year					Last Year		Net % Increase 2021 to 2022 Increase/(Decrease)
	Estimate	Actual 2022	Variance Over/(Under)	% of Actual Vs Estimate	% of Actual Collection	Actual 2021	Actual Percentage (%)	
Interest Earnings	1,500,000	270,789	(1,229,211)	-81.95%	0.12%	96,460	0.04%	180.73%
Dividends	3,500,000	2,069,101	(1,430,899)	-40.88%	0.94%	4,535,812	1.84%	-54.38%
JAXA Downrange & Air Services	1,771,233	1,425,978	(345,255)	-19.49%	0.65%	712,989	0.29%	100.00%
Openship Registration	140,000	139,230	(770)	-0.55%	0.06%	203,432	0.08%	-31.56%
Total Government Revenue	264,781,643	219,249,973	(45,531,670)	-17.20%	100.00%	246,458,807	100.00%	-11.04%
Other Sources (Budget Support)	17,396,636	14,323,514	(3,073,122)	-17.67%	100.00%	3,500,000	100.00%	309.24%
RERF Dividend	23,000,000	0	(23,000,000)	-100.00%	0.00%	0	0.00%	
Total Other Financing	40,396,636	14,323,514	(26,073,122)	-64.54%	100.00%	3,500,000	100.00%	309.24%
Total Government Collection	305,178,279	233,573,487	(71,604,792)	-23.46%	100.00%	249,958,807	100.00%	-6.56%

Government Recurrent revenue

The Government collected \$233.6m in 2022, with \$14.3m from Other Financing. The total revenue, excluding Other Financing, is \$219.2m, an 11.04% decrease compared to last year. There's also an under-collection of 17.20%, or \$45.5m as compared to revised budget of 2022.


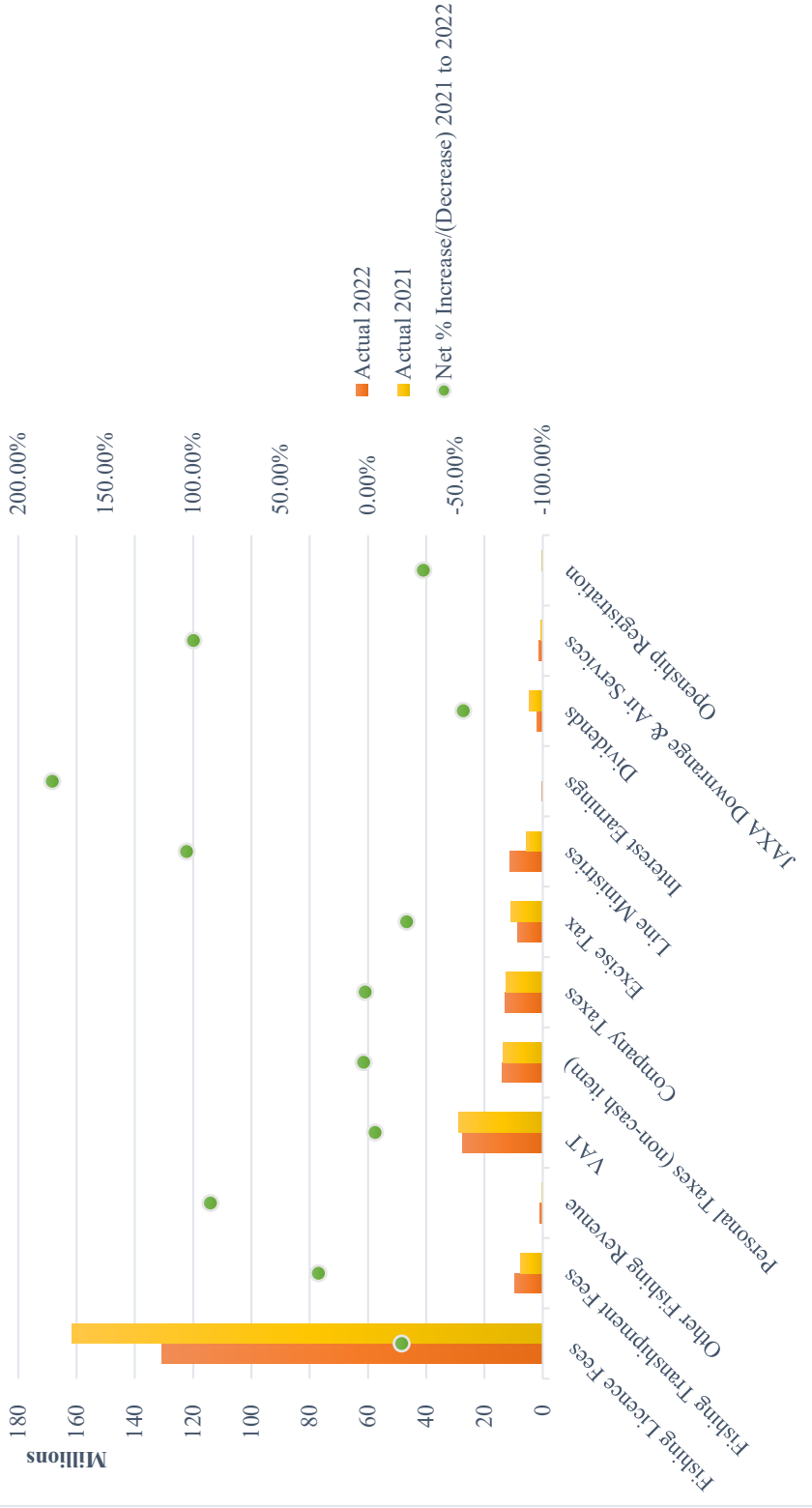
.....

Mr. Toromon Metutera
Accountant General
Ministry of Finance and Economic Development
30th June 2023
Page | 4

Figure 1: Revenue Trend 2022 & 2021



Fishing Revenue

Fishing license fees have the highest collection of \$130.6m (last year \$161.4m) or 59.55% of the total collection (previous year 65.51%), but it is under the budget estimates by 32.37% or \$62.5m. Transhipment fees exceed the budget estimates by 60.05% (\$3.60m) and the previous year's collection by 28.35%. Other fishing revenue is under the budget estimate by 8.87% (\$0.08m) but almost double the collected figure in the previous year (90.17%).

Value Added Tax

In 2022, VAT accounted for 12.59% of total revenue, making it the second largest source of income. This is a slight increase from the previous year's 11.66%. However, there was a decline of 3.96% in revenue from VAT, with this year's total being \$27.6m compared to last year's \$28.7m but over this year's estimate by 31.47% (\$6.6m).

Interest Received

The interest received from Term Deposits falls short of the budget by 81.95%, which amounts to \$1.2 million. These deposits include excess cash from No.1 and No.4 at different times throughout the year and unclaimed deposits that have been dormant for over five years. Section 27 of Cap 79 states that these unclaimed deposits must be included in the Consolidated Funds. There has been a significant increase of 180.73% compared to the previous year.

Tax Revenue

The revenue from taxes has gone beyond their 2022 budgets due to the ongoing SFU and other social benefits provided by the Government to the citizens of the country. Compared to the previous year, company and personal taxes have risen by 1.63% and 2.60% respectively, while the excise tax has decreased by 22.10%.

Other Financing

The budget support for 2022 has seen a significant increase, now standing at \$14.3 million compared to last year's \$3.5 million, which is a 309.24% increase. However, this year's collection falls short of the budget estimate by \$3.0 million or 17.67%. This suggests that there are still anticipated budget supports that still need to be received.

Details of other Government key revenue streams are provided in Table 1 above.

2022 GOK Expenditures Budget & Actual


According to Table 2 below, the total spending for the 2022 fiscal year is \$307.5 million, which is 3.05% or \$9.66 million less than the current year estimate. However, it is 4.92% or \$14.43 million less than the actual spending for the previous year (2021).

Government Actual Expenditure

Apart from LCDF (34.33%) and other commitments (19.66%) being the highest GoK expenditure, there are LMs with significant expenditure as well. These are: MOE (11.46%) followed by MHMS (8.90%), KPS (3.67%) and MM (2.07%).


Table 2. Recurrent expenditure by ministry

Ministry Name	This Year					Actual 2021
	Ori Budget	Rev Budget	Actual 2022	Variance	% of Total	
1. LCDF	93,634,287	105,543,372	105,543,372	0	34.33%	48,790,748
2. OB	2,831,252	2,831,252	2,815,572	15,680	0.92%	2,742,696
3. PSO	1,384,182	1,384,182	1,376,613	7,569	0.45%	1,298,385
4. Jud	2,961,407	2,961,407	2,822,804	138,603	0.92%	2,863,153
5. KPS	11,446,977	11,446,977	11,278,795	168,182	3.67%	11,284,382
6. PSC	379,326	379,326	370,971	8,354	0.12%	362,529
7. MFAI	3,594,536	3,594,536	3,383,194	211,342	1.10%	2,597,505
8. MIA	3,274,670	3,274,670	3,182,557	92,112	1.04%	3,065,107


.....
Mr. Toromon Metutera
Accountant General

Ministry of Finance and Economic Development
30th June 2023

Ministry Name	This Year					Actual 2021
	Ori Budget	Rev Budget	Actual 2022	Variance	% of Total	
9. MELAD	4,746,990	4,746,990	4,723,964	23,026	1.54%	4,696,814
10. MM	7,032,996	7,032,996	6,368,111	664,886	2.07%	5,575,115
11. MCIC	3,121,412	3,121,412	2,926,138	195,274	0.95%	2,602,360
12. KAO	1,090,264	1,090,264	955,424	134,840	0.31%	1,028,778
13. OAG	1,107,900	1,107,900	897,120	210,780	0.29%	937,395
14. MFMRD	4,248,362	4,248,362	4,193,002	55,360	1.36%	4,101,674
15. MHMS	27,760,405	27,760,405	27,377,729	382,676	8.90%	27,241,545
16. MOE	36,285,748	36,285,748	35,251,218	1,034,530	11.46%	35,172,194
17. MICTTD	4,522,247	4,522,247	4,018,309	503,938	1.31%	4,587,246
18. MFED	5,471,487	5,471,487	5,010,707	460,780	1.63%	4,328,362
19. MWYSA	2,162,262	2,162,262	2,143,600	18,662	0.70%	1,956,399
20. MISE	4,376,408	4,376,408	4,210,173	166,236	1.37%	4,225,530
21. MLHERD	6,423,420	6,423,420	6,008,025	415,396	1.95%	6,287,334
22. MLIPD	4,896,824	4,896,824	4,694,198	202,626	1.53%	4,906,378
23. MOJ	3,009,344	3,009,344	2,663,184	346,160	0.87%	3,536,414
24. LC	461,376	461,376	252,620	208,756	0.08%	245,960
25. Debt Servicing	4,090,104	4,194,022	4,576,495	(382,473)	1.49%	3,739,921
26. Other Commitments	64,817,420	64,817,420	60,438,337	4,379,083	19.66%	104,880,519
Total	305,131,607	317,144,610	307,482,231	9,662,379	100%	293,054,445
Last year difference	14,427,786					
% increase	-4.92%					



 Mr. Toromon Metutera
 Accountant General
 Ministry of Finance and Economic Development
 30th June 2023
 Page | 7

Actual expenditure- 2022 Vs 2021

The comparison of the government recurrent actual expenditure is fully detailed in Table 2 above.

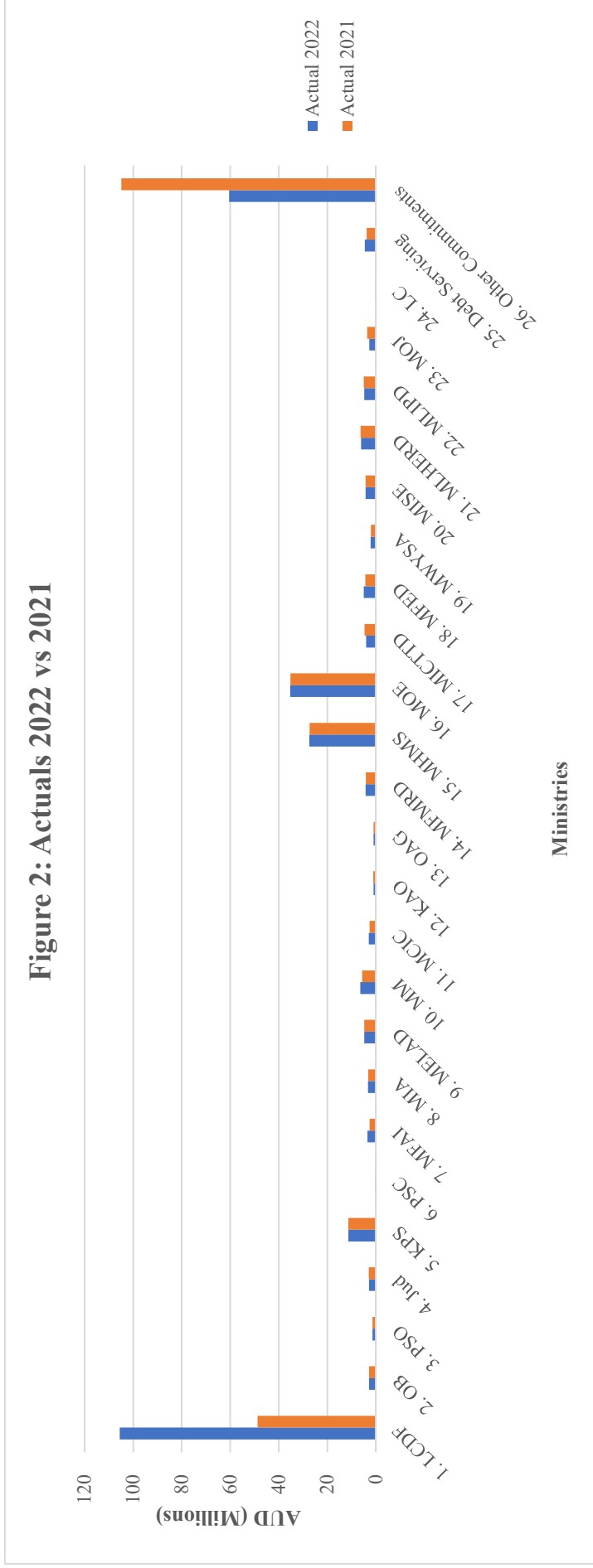
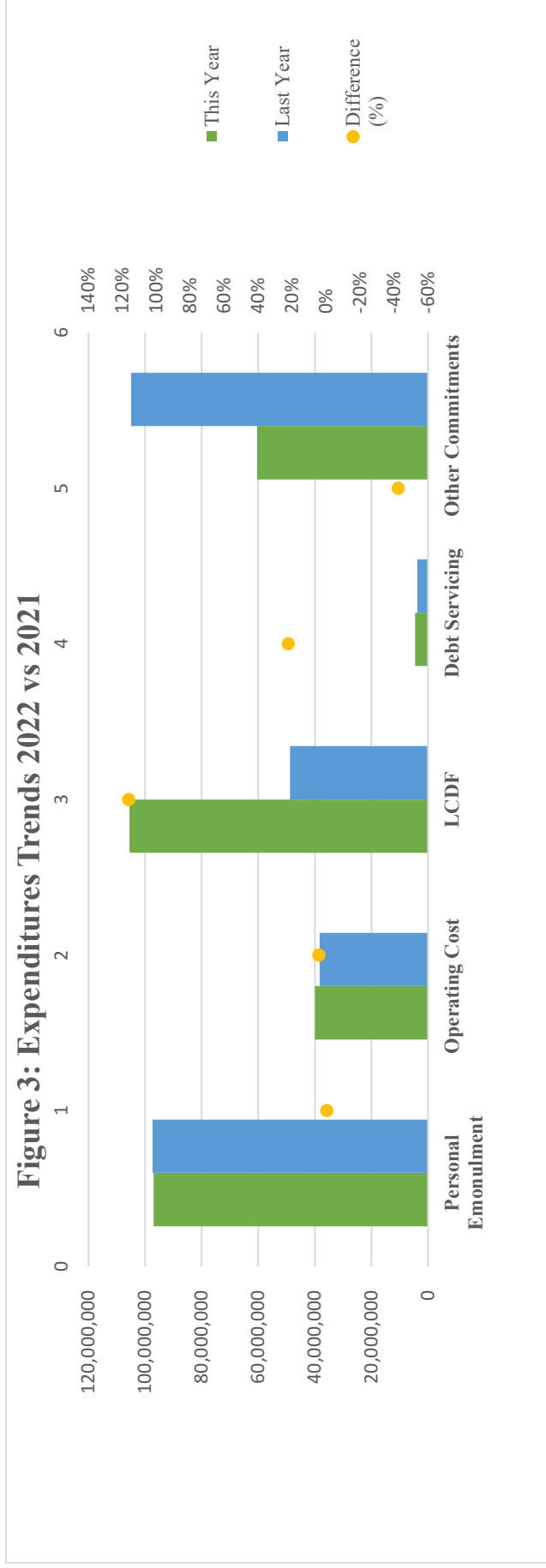



Table 3: Expenditure breakdowns

Details	This Year	Last Year	Difference (\$)	Difference (%)
Personal Emolument	96,978,759	97,346,762	(368,003)	-0.38%
Operating Cost	39,945,268	38,296,495	1,648,773	4.31%
LCDF	105,543,372	48,790,748	56,752,624	116.32%
Debt Servicing	4,576,495	3,739,921	836,574	22.37%
Other Commitments	60,438,337	104,880,519	(44,442,182)	-42.37%
Total	307,482,231	293,054,445	14,427,786	4.92%





 Mr. Toromon Metutera
 Accountant General
 Ministry of Finance and Economic Development
 30th June 2023
 Page | 9

Table 4: PE Expenditure by Ministry


Ministries	201 KPF Contribution	202 Salaries	203 Housing Assistance	204 Allowances	205 Overtime	206 Temporary Assistance	207 Wages	208 Leave grants	Grand Total
09 OB	65,897	849,608	24,157	129,512	54,698	28,590		197,475	1,349,937
10 PSO	60,640	589,850	48,529	17,460	16,523	219,070		128,144	1,080,216
11 Jud	77,956	1,035,972	23,688	358,256	11,556	28,301	0	263,798	1,799,526
12 KPS	426,095	5,371,206	28,048	726,517	714,012	305,733	0	1,727,740	9,299,350
13 PSC	7,531	98,056		29,646	4,501	2,352		24,000	166,086
14 MFAI	48,303	635,459	310,896	380,830	131,612	22,474	174,048	161,189	1,864,810
15 MIA	107,808	1,597,959	42,218	81,805	43,774	40,304	4,857	381,265	2,299,991
16 MELAD	153,241	1,949,711	32,635	91,889	138,804	103,059		526,690	2,996,030
17 MM	148,127	1,955,789	16,562	108,382	38,385	19,480		95,543	2,382,269
18 MTCIC	101,705	1,338,654	48,783	53,411	28,326	22,766		259,142	1,852,788
19 KAO	35,172	503,376	13,278	4,423	10,733	3,190		111,845	682,018
20 OAG	34,603	453,966	52,609	6,867	11,532	7,389		87,569	654,535
21 MFMRD	152,466	1,948,202	93,189	50,662	104,947	133,666		463,827	2,946,958
22 MHMS	831,506	10,322,329	213,183	2,578,775	1,454,594	791,584		2,565,085	18,757,055
23 MOE	1,649,020	20,109,997	186,485	577,074	199,192	1,761,560	39,823	5,130,392	29,653,543
24 MICT	145,128	1,874,717	60,971	79,820	56,136	43,641		482,154	2,742,568
25 MFED	184,682	2,303,611	56,048	63,894	238,954	158,949	0	565,357	3,571,494
26 MWYSA	67,283	878,639	25,843	40,502	27,923	18,441		206,708	1,265,338
27 MISE	149,266	1,891,112	50,924	58,920	95,144	103,439		541,235	2,890,039
28 MEHR	179,763	2,286,852	138,308	59,525	88,513	111,652		554,352	3,418,965
29 MLPID	161,984	1,847,073	5,110	78,341	355,731	76,897	78,098	727,718	3,330,952

.....
Mr. Toromon Metutera
Accountant General
Ministry of Finance and Economic Development
30th June 2023
Page | 10

Ministries	201 KPF Contribution	202 Salaries	203 Housing Assistance	204 Allowances	205 Overtime	206 Temporary Assistance	207 Wages	208 Leave grants	Grand Total
37 MOJ	89,474	1,181,930	8,464	75,244	119,251	16,936		303,822	1,795,123
38 LC	9,312	119,819	3,948	9,374	6,898	3,816		26,000	179,168
Grand Total	4,886,962	61,143,886	1,483,875	5,661,129	3,951,740	4,023,291	296,827	15,531,050	96,978,759

Table 5: Expenditures % distribution by Main Subhead

Details	This Year	Last Year	% of Expenditure (This Year)	% of Expenditure (Last Year)
Personal Emolument	96,978,759	97,346,762	31.54%	33.22%
Operating Cost	39,945,268	38,296,495	12.99%	13.07%
LCDF	105,543,372	48,790,748	34.33%	16.65%
Debt Servicing	4,576,495	3,739,921	1.49%	1.28%
Other Commitments	60,438,337	104,880,519	19.66%	35.79%
Total	307,482,231	293,054,445	100.00%	100.00%



 Mr. Toromon Metutera
 Accountant General
 Ministry of Finance and Economic Development
 30th June 2023
 Page | 11

Overspent Ministries

In 2022, no ministries reportedly disclosed budget overruns, implying a significant improvement compared to previous years. However, Debt Servicing reported an overspending of \$0.38m, as provided below.

Table 6. Overspent ministries

Ministry	Ori Budget	Rev Budget	Actual	Balance
30 Debt Servicing	4,090,104	4,194,022	4,576,495	(382,473)



Development Revenue


Presented in Table 7 is the summary of funds for projects received in 2022 which is valued at \$142.8m (previous year: \$89.6m).

Table 7: Development Fund Revenue by Donor 2022 and 2021

Donor	This Year	Last Year	This Year (% of Total)	Change (\$)	Change (%)
ADB	10,949,869	0	7.67%	10,949,869	0%
ADB/GOK	0	2,065,511	0.00%	(2,065,511)	-100.00%
AUSAID	755,804	0	0.53%	755,804	0%
AusAID/AAP/DFAT	0	1,727,392	0.00%	(1,727,392)	-100.00%
CF	2,925	0	0.00%	2,925	0%
Commonwealth of Australia as represented by the Bureau of Meteorology	39,970	0	0.03%	39,970	0%
DFAT	491,255	0	0.34%	491,255	0%
EU	28,743	288	0.02%	28,455	9880.27%
FAO	123,045	107,875	0.09%	15,170	14.06%
FFA	120,933	0	0.08%	120,933	0%
Food and Agriculture Organizations of the United Nations (FAO)	23,383	0	0.02%	23,383	0%
India	0	55,671	0.00%	(55,671)	-100.00%
Japan	0	255,228	0.00%	(255,228)	-100.00%
KOIL	16,352	0	0.01%	16,352	0%
LDS	204,307	0	0.14%	204,307	0%
MFAT	317,450	0	0.22%	317,450	0%
NZAID	500	0	0.00%	500	0%
NZAP/MFAT	4,526,596	13,139,052	3.17%	(8,612,456)	-65.55%
ONOC	68,862	0	0.05%	68,862	0%

.....
Mr. Toromon Metutera
Accountant General
Ministry of Finance and Economic Development
30th June 2023
Page | 13

Donor	This Year	Last Year	This Year (% of Total)	Change (\$)	Change (%)
Other	17,609	0	0.01%	17,609	0%
Others	1,325,633	11,008,941	0.93%	(9,683,308)	-87.96%
Pacific Labour Facility (PLF)	21,959	0	0.02%	21,959	0%
PPIU, Samoa	26,000	0	0.02%	26,000	0%
PRC	14,215,282	8,557,801	9.95%	5,657,482	66.11%
SPC	417,037	237,163	0.29%	179,875	75.84%
SPREP	50,412	21,380	0.04%	29,032	135.79%
UN Women	492,052	377,570	0.34%	114,483	30.32%
UNDP	344,338	641,174	0.24%	(296,837)	-46.30%
UNE	124,264	0	0.09%	124,264	0%
UNEP	68,493	93,585	0.05%	(25,092)	-26.81%
UNESCO	0	20,105	0.00%	(20,105)	-100.00%
UNFPA	257,563	154,419	0.18%	103,144	66.79%
UNICEF	411,513	902,000	0.29%	(490,487)	-54.38%
UNICEF (RR)	19,460	0	0.01%	19,460	0%
University of Sydney/Australia Respiratory Council	199,955	0	0.14%	199,955	0%
UNODC	35,171	0	0.02%	35,171	0%
WHO	128,859	121,344	0.09%	7,515	6.19%
Pacer Plus Implementing Unit	8,254	0	0.01%	8,254	0%
Development Partners	35,833,850	39,486,498	25.09%	(3,652,648)	-9.25%
GOK Development Funds	106,308,159	49,808,820	74.44%	56,499,339	113.43%
GOK Revolving fund	661,082	263,331	0.46%	397,751	151.05%
Grand Total	142,803,091	89,558,649	100.00%	53,244,442	59.45%



 Mr. Toromon Metutera
 Accountant General
 Ministry of Finance and Economic Development
 30th June 2023
 Page | 14

As disclosed in Table 7, the total project funds received climbed by \$53.2m (59.45%) in 2022. The contribution of the project revenues or warranted projects is split between GOK (74.44%) and DP (25.09%). The other 0.46% is for GoK's Revolving funds. However, some of the projects' balances may not tally with the bank balance due to the issue with the allocation/ posting.

Others/ Unallocated Projects

Table 8 shows a significant drop in unallocated project funds for the 2022 fiscal year, from \$10.4m to \$0.5m. These funds were donated but were not assigned to their respective project codes. NEPO has utilized the database project reconciliation program funded by DFAT, but the unallocated funds still need to be addressed as a pressing issue.

Table 8: Summary of unallocated projects by donors for 2022

Details	Amount
ARGO Environmental	1,909
Canada	5,223
CSIRO	5,120
EU	9,135
JIANHONG HUNAG AIR	82
KEITH DIXON	684
KHC	131,300
LA Communaute	1,000
MEDECINS SANS	1,068
Pacific Community	3,507
PRC	99,000
SKY PERFECT JSAT	5,940
Terupa	2,400
UNDP	145,264
UNICIEF	119,048
Unidentified	700
WHO	2,598
Grand Total	533,978



Mr. Toromon Metutera
Accountant General

Ministry of Finance and Economic Development
30th June 2023


Development Expenditures

The total Project expenditure for 2022 was \$141.5m (previous year: \$77.1m) as summarised in Table 9.

Table 9: Project expenditure by donor in 2022

Donor	This Year	Last Year	This Year (% of Total)	Change (\$)	Change (%)
ADB	5,112,280	0	3.61%	5,112,280	0%
ADB/GOK	0	1,700,905	0.00%	(1,700,905)	-100.00%
AUSAID	83,831	0	0.06%	83,831	0%
AusAID/AAP/DFAT	532,188	660,570	0.38%	(128,382)	-19.44%
Commonwealth of Australia as represented by the Bureau of Meteorology	25,941	0	0.02%	25,941	0%
DFAT	233,497	0	0.17%	233,497	0%
EU	40,498	36,362	0.03%	4,136	11.37%
FAO	119,805	51,193	0.08%	68,612	134.02%
FFA	0	7,308	0.00%	(7,308)	-100.00%
Food and Agriculture Organizations of the United Nations (FAO)	20,227	0	0.01%	20,227	0%
Italy	291,315	72,647	0.21%	218,668	301.00%
Japan	144,741	142,436	0.10%	2,305	1.62%
Korea	0	0	0.00%	0	0%
LDS	202,353	0	0.14%	202,353	0%
MFAT	81,611	0	0.06%	81,611	0%
NZAID	320	0	0.00%	320	0%
NZAP/MFAT	7,775,325	3,929,707	5.49%	3,845,618	97.86%
Observer Fund	6,681	0	0.00%	6,681	0%
ONOC	68,812	0	0.05%	68,812	0%


Donor	This Year	Last Year	This Year (% of Total)	Change (\$)	Change (%)
Other	523,039	438,689	0.37%	84,350	19.23%
Others	1,064,838	1,130,677	0.75%	(65,839)	-5.82%
Pacific Island Farmers	1,795	0	0.00%	1,795	0%
Pacific Labour Facility (PLF)	20,915	0	0.01%	20,915	0%
PPIU,Samoa	13,471	0	0.01%	13,471	0%
PRC	19,331,297	9,694,457	13.66%	9,636,840	99.41%
SPC	165,059	235,157	0.12%	(70,099)	-29.81%
SPREP	21,928	45,314	0.02%	(23,386)	-51.61%
UK	4,500	0	0.00%	4,500	0%
UN Women	469,091	292,137	0.33%	176,954	60.57%
UNDP	595,936	702,804	0.42%	(106,867)	-15.21%
UNE	144,061	0	0.10%	144,061	0%
UNEP	29,860	213,838	0.02%	(183,978)	-86.04%
UNESCO	0	17,807	0.00%	(17,807)	-100.00%
UNFPA	266,153	243,870	0.19%	22,283	9.14%
UNICEF	804,504	880,513	0.57%	(76,010)	-8.63%
University of Sydney/Australia Respiratory Council	53,673	0	0.04%	53,673	0%
UNODC	8,973	0	0.01%	8,973	0%
India	2,868	73,129	0.00%	(70,261)	-96.08%
ISA	44,475	0	0.03%	44,475	0%
WHO	170,087	53,781	0.12%	116,306	216.26%
Development Partners	38,475,947	20,623,302	27.19%	17,852,645	86.57%
GOK Development Funds	102,819,860	56,441,610	72.66%	46,378,250	82.17%



 Mr. Toromon Metutera
 Accountant General
 Ministry of Finance and Economic Development
 30th June 2023
 Page | 17

Donor	This Year	Last Year	This Year (% of Total)	Change (\$)	Change (%)
GOK Revolving fund	209,283	64,843	0.15%	144,440	222.75%
Grand Total	141,505,091	77,129,755	100.00%	64,375,335	83.46%

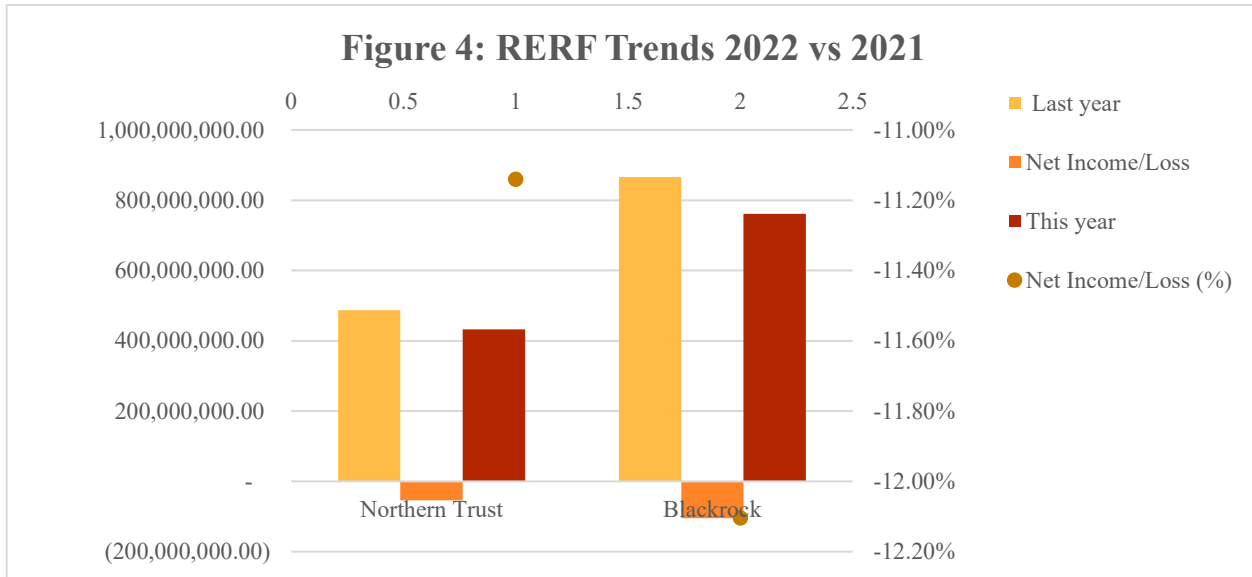
The total project expenditure reported an increase of \$64.4m (83.46%) for 2022 as compared to 2021.



 Mr. Toromon Metutera
 Accountant General
 Ministry of Finance and Economic Development
 30th June 2023
 Page | 18

RERF

The combined value of the Revenue Equalisation Reserve Fund stands at \$1.19b in 2022 (*previous year: \$1.35b*). The market value of the fund held by fund managers Northern Trust and Blackrock is \$432.7m (*previous year: \$486.9m*) and \$761.0m (*previous year: \$865.8m*), respectively. When compared to previous year, the value of investment with Northern Trust fell by \$54.2m (or 11.14%). Further to this, investment with Blackrock also declined by \$104.7m (or 12.10%). This may be due to the COVID-19 and the war in Ukraine which has affected the international market. Based on this and the market performance, GOK decided not to make any RERF Dividend for 2022.



State Street Cash Trust

The Government cash trust account in Australia reached the total of \$157.7m (*previous year: \$155.8m*). There is still no withdrawal from this offshore bank account to date (Refer to Statement V in the old format and Schedule V in the new format).

Cash at Bank and Cash Equivalents

The total cash holdings show a decline of 27.5% or \$71.6 m. The 2022 Cash Flow statement gives a full detail of the net decrease in cash held at the end of 2022 on page 96 for the old format and page 104 for the new format.

Mr. Toromon Metutera
Accountant General

Ministry of Finance and Economic Development
30th June 2023

3. Salient Points of 2022 Accounts

In conclusion, the significant transactions/ events of the Treasury Division are as follows:

- Overseas fishing license remains the main revenue earner for the government (59.55 % of total revenue)
- Increase in the Budget support (from \$3.5m in 2021 to 14.3m in 2022)
- All civil servants and temporary employees are paid electronically via transactive banking. This a major step towards digitization of Economy.
- All ministries show no unauthorised spending.
- Cash Reserve at ANZ is at “favourable” and “comfortable” level (\$260.5m in 2021, \$188.8m in 2022)
- A separate Section called “Notes to the Financial Statements” has been added to the Annual Account Report where necessary disclosures about Financial Statements have been made.


4. Implementation of New IFMIS

GOK has decided to implement a new IFMIS. The project commenced from November 2020. Undertaking this is possible with the support from development partners through funding and technical advises provided from ADB-TA. The project made considerable progress during 2022. During the year, IFMIS Implementation Partner was appointed through an international bidding process and development and design of IFMIS started from July 2022.

Along with the new IFMIS that is being implemented, GOK will also adopt a new Chart of Accounts (COA) which is compliant with Government Financial Statistics (GFS) and International Public Sector Accounting Standards (IPSAS). The new COA has been approved by the Accountant General and will be used as and when the new IFMIS is implemented.


In line with the new COA (as mentioned above), the codes of Ministries and Commissions will be renumbered as follows once IFMIS is implemented:

Ministries/ Commission (Head)			Division (Sub-Head)		
New Code	Old Code	Description	New Code	Old Code	Description
01	09	Office of Beretitenti (President)	0101	0901	Administration
			0102	0902	State House
			0103	0903	Comm. & Relations
			0104	0904	Meteorological Division
			0105	0905	Strategic Policy
			0106	0906	Cabinet Secretariat
02	10	Public Service Office	0201	1001	Administration
			0202	1002	HRMC


.....
Mr. Toromon Metutera
Accountant General

Ministry of Finance and Economic Development
30th June 2023


Ministries/ Commission (Head)			Division (Sub-Head)		
New Code	Old Code	Description	New Code	Old Code	Description
03	11	Judiciary	0203	1003	PSPSM
			0204	1004	IT/DMR
			0301	1101	High court
			0302	1102	Magistrates
04	12	Kiribati Police Services	0303	1103	Judicial Technical division
			0401	1201	Administration
			0402	1202	Fire
			0403	1203	PMU
			0404	1204	Crime
0405	1205	Law			
77	13	Public Service Commission	7701	1301	Administration
06	14	Ministry of Foreign Affairs & Immigration	0601	1401	Administration
			0602	1402	Immigration
			0603	1403	Kiribati High Commission
			0604	1404	Mission in Beijing
0605	1405	Mission in New York			
07	15	Ministry of Internal Affairs	0701	1501	Administration & Policy
			0702	1502	RPD
			0703	1503	Local government
			0704	1504	CMD
			0705	1505	Election
08	16	Ministry of Environment Land & Agricultural dev.	0801	1601	Administration
			0802	1602	ECD
			0803	1603	Lands



 Mr. Toromon Metutera
 Accountant General

Ministry of Finance and Economic Development
 30th June 2023


Ministries/ Commission (Head)			Division (Sub-Head)		
New Code	Old Code	Description	New Code	Old Code	Description
09	17	Maneaba ni Maungatabu (House of Parliament)	0804	1604	Agriculture
			0901	1701	Administration
			0902	1702	Parliament meetings
			0903	1703	Parliament committees
10	18	Ministry of Tourism, Commerce, Industry & Co- operatives	1001	1801	Administration
			1002	1802	BRC
			1003	1803	BPC
			1004	1804	Kiritimati (Christmas)
11	19	Kiribati National Audit Office	1005	1805	Tourism
			1101	1901	Administration
			1102	1902	Treasury
			1103	1903	SOE
			1104	1904	Local government
			1105	1905	Project
			1106	1906	IT
12	20	Office of The Attorney General (AG)	1107	1907	Performance (HR)
			1201	2001	Administration
			1202	2002	Civil
			1203	2003	Criminal
13	21	Ministry of Fisheries & Marine resources dev.	1204	2004	Drafting
			1301	2101	Administration
			1302	2102	Planning & Development
			1303	2103	Coastal fisheries



 Mr. Toromon Metutera
 Accountant General

Ministry of Finance and Economic Development
 30th June 2023


Ministries/ Commission (Head)			Division (Sub-Head)		
New Code	Old Code	Description	New Code	Old Code	Description
14	22	Ministry of Health & Medical Services	1304	2104	Licensing & Compliance
			1305	2105	GEO Science
			1306	2106	Seafood verification
			1307	2107	ICT
			1401	2201	Administration
			1402	2202	Support
			1403	2203	Public Health
			1404	2204	Curative
			1405	2205	Laboratory
			1406	2206	Radiology
			1407	2207	Pharmacy
			1408	2208	Rehabilitation
			1409	2209	Dental Clinic
			1410	2210	Nursing services
15	23	Ministry of Education	1411	2211	Linnix Health Services
			1412	2212	Southern Kiribati Hospital
			1413	2213	Health Information
			1501	2301	Administration
			1502	2302	Primary
			1503	2303	Junior Secondary Sch
			1504	2304	PPD & TR
1505	2305	Teabike College			
1506	2306	KTC			
1507	2307	Exams			



 Mr. Toromon Metutera
 Accountant General


Ministry of Finance and Economic Development
 30th June 2023

Ministries/ Commission (Head)			Division (Sub-Head)		
New Code	Old Code	Description	New Code	Old Code	Description
16	24	Ministry of Information, Communication, & Transport	1508	2308	CDRC
			1509	2309	Library & Archive
			1510	2310	SSS
			1511	2311	FMU
			1512	2312	Statistics & IT
			1513	2313	KGV&EBS
			1514	2314	KQA
			1515	2315	ECCE
			1601	2401	Administration
			1602	2402	Marine
			1603	2403	Navigation
			1604	2404	Aviation
			1605	2405	Airport services
			1606	2406	Kiribati post
17	25	Ministry of Finance & Economic dev.	1607	2407	Printery
			1608	2409	ICT
			1701	2501	Administration
			1702	2502	Treasury
			1703	2503	Internal Audit
			1704	2504	NEPO
			1705	2505	Tax
			1706	2506	NSO
			1707	2507	IT
			1708	2508	CPU



 Mr. Toromon Metutera
 Accountant General
 Ministry of Finance and Economic Development
 30th June 2023
 Page | 24


Ministries/ Commission (Head)			Division (Sub-Head)		
New Code	Old Code	Description	New Code	Old Code	Description
18	26	Ministry of Women, Youth, Sports & Social affairs	1709	2509	Customs
			1710		KFSU
			1801	2601	Administration
			1802	2602	Sport
			1803	2603	Social Welfare
			1804	2604	Youth
			1805	2605	Women
			1806	2606	NGO
19	27	Ministry of Infrastructure & Sustainable Energy	1807	2607	Disability
			1901	2701	Administration
			1902	2702	Energy planning
			1903	2703	Electricity
			1904	2704	Engineering
			1905	2705	Construction
			1906	2706	Water & Sanitation
			1907	2707	Quality control
			1908	2708	Architecture
			1909	2709	Civil Engineering
			1910	2710	Costs & Planning
20	28	Ministry of Employment & Human Resources	2001	2801	Administration
			2002	2802	Labour
			2003	2803	KIT
			2004	2804	MTC
			2005	2805	FTC



 Mr. Toromon Metutera
 Accountant General
 Ministry of Finance and Economic Development
 30th June 2023
 Page | 25

Ministries/ Commission (Head)			Division (Sub-Head)		
New Code	Old Code	Description	New Code	Old Code	Description
21	29	Ministry of Line & Phoenix Islands Dev.	2101	2901	Administration
			2102	2902	Accounts
			2103	2903	PWD Construction
			2104	2904	Housing
			2105	2905	Electrical
			2106	2906	Power
			2107	2907	IT
			2108	2908	Civil
			2109	2909	Planning
			2110	2910	Solar Salt
			2111	2911	HMM
			2112	2912	Water
			2113	2913	Linnix Agency
22	37	Ministry of Justice	2201	3701	Administration
			2202	3703	Prison
			2203	3704	Civil Registration
			2204	3705	Office of Human Rights
			2205	3706	OPLS
76	38	Leadership Commission	7601	3801	Administration
			7602	3802	Commission
99	NA		9901	NA	National


Under the new IFMIS, Ministries and Commissions have been regrouped as per IPSAS and COFOG as follows:



 Mr. Toromon Metutera
 Accountant General

Ministry of Finance and Economic Development
 30th June 2023

A.	GENERAL PUBLIC SERVICES	09 - Office of Te Beretitenti (OB)
		10 - Public Service Office (PSO)
		13 - Public Service Commission (PSC)
		14 - Ministry of Foreign Affairs and Immigration (MFAI)
		15 - Ministry of Internal Affairs (MIA)
		17 - Maneaba Ni Maungatabu (MM)
		19 - Kiribati National Audit Office (KNAO)
		24 - Ministry of Information, Communication, & Transport (MICT)
		28 - Ministry of Employment and Human Resource
		29 - Ministry of Line and Phoenix Islands Development (MLPID)
		38 - Leadership Commission
B.	PUBLIC ORDER AND SAFETY	11 - Judiciary (High Court)
		12 - Kiribati Police Service (KPS)
		20 - Office of The Attorney General (AG)
		37 - Ministry of Justice
C.	ECONOMIC AFFAIRS	18 - Ministry of Tourism, Commerce, Industry & Co-operatives
		21 - Ministry of Fisheries and Marine Resources Development (MFMRD)
		25 - Ministry of Finance and Economic Development (MFED)
		27 - Ministry of Infrastructure and Sustainable Energy
D.	ENVIRONMENTAL PROTECTION	16 - Ministry of Environment, Lands and Agricultural Development (MELAD)
E.	HEALTH	22 - Ministry of Health & Medical Services
F.	EDUCATION	23 - Ministry of Education (MOE)
G.	SOCIAL PROTECTION	26 - Ministry of Women, Youth, Sport and Social Affairs



 Mr. Toromon Metutera
 Accountant General
 Ministry of Finance and Economic Development
 30th June 2023
 Page | 27


Statement as per section 39 of the Public Finance Act

Pursuant to section 39 of the Public Finance (Control & Audit) Act, 1998, I am pleased to submit the 2022 GOK Annual Account to the Auditor General, which comprises of the following statements:

STATEMENT I: BALANCE SHEET

As at 31st December 2022

Account Classifications	Notes (refer Statements)	This Year	Last Year
Investments			
Investments with Northern Trust	XI	432,678,883.64	486,924,827.63
Investments with Blackrock	XI	760,964,291.88	865,751,785.75
PIPA Trust Fund	XI	-	7,361,554.00
Other Investments	XI	158,068,066.28	156,157,834.02
		1,351,711,241.80	1,516,196,001.40
Cash			
Cast at Bank and on hand	VI	188,283,920.42	251,507,630.56
Cash in Transit	XIX	563,065.00	8,979,041.14
		188,846,985.42	260,486,671.70
Advances			
Public Officers	VII	10,050,231.05	8,797,858.57
Sundry Advances	VII	1,111,916.76	922,926.64
		11,162,147.81	9,720,785.21
Non Current Asset			
Land in Fiji	XI	9,300,180.00	9,300,180.00
SUSPENSE	XVII	35,362,367.85	28,569,913.86
TOTAL Assets		1,596,382,922.88	1,824,273,552.17
Less:			
Deposits			
Deceased Native Estates	IX	1,965,621.85	1,696,287.32
Public Officers	IX	20,810.53	17,253.46
Sundry Deposits	IX	5,846,763.36	6,112,626.72
Telmos	IX	9,925,033.43	7,969,908.95
Total Liabilities		17,758,229.17	15,796,076.45
Total Net Asset		1,578,624,693.71	1,808,477,475.72
ATTRIBUTABLE TO			
Consolidated Fund	II	62,628,803.05	136,742,828.88
Development Fund	XVI	130,411,530.90	129,112,980.27
Revenue Equalization Reserve Fund	XX	1,193,643,175.52	1,352,676,613.38
Special Funds	V	15,184,443.33	14,289,384.34



 Mr. Toromon Metutera
 Accountant General

Ministry of Finance and Economic Development
 30th June 2023


Account Classifications	Notes (refer Statements)	This Year	Last Year
Other Funds	V	176,756,740.91	175,655,668.85
Total Equity		1,578,624,693.71	1,808,477,475.72



.....
Mr. Toromon Metutera
Accountant General
Ministry of Finance and Economic Development
30th June 2023
Page | 29

STATEMENT II: STATEMENT OF RECEIPTS AND PAYMENTS BY HEADS
For the Year Ended 31st December 2022


Description	Expenditure			Revenue			Balance (Over/(Under))
	Org Budget	Rev Budget	Actual	Org Budget	Rev Budget	Actual	
Contribution to Development Fund	93,634,287	105,543,372	105,543,372	0	0	0	0
Office of Te Beretitenti	2,831,252	2,831,252	2,815,572	0	0	0	0
Public Service Office	1,384,182	1,384,182	1,376,613	0	0	0	0
Judiciary	2,961,407	2,961,407	2,822,804	386,200	386,200	249,878	(136,322)
Police and Prisons	11,446,977	11,446,977	11,278,795	69,500	69,500	169,626	100,126
Public Service Commission	379,326	379,326	370,971	0	0	0	0
Foreign Affairs	3,594,536	3,594,536	3,383,194	30,240	30,240	86,720	56,480
Ministry of Internal Affairs	3,274,670	3,274,670	3,182,557	1,046	1,046	7,140	6,094
Ministry of Environment, lands and Agricultural Development	4,746,990	4,746,990	4,723,964	966,955	966,955	461,921	(505,034)
Maneaba ni Maungatabu	7,032,996	7,032,996	6,368,111	7,050	7,050	8,283	1,233
Ministry of Commerce, Industry and Cooperatives	3,121,412	3,121,412	2,926,138	72,554	72,554	101,548	28,994
Kiribati Audit Office	1,090,264	1,090,264	955,424	13,500	13,500	73,250	59,750
Office of the Attorney General	1,107,900	1,107,900	897,120	850	850	181	(669)
Ministry of Fisheries and Marine Resources Development	4,248,362	4,248,362	4,193,002	200,000,000	200,000,000	141,020,386	(58,979,614)



 Mr. Toromon Metutera
 Accountant General
 Ministry of Finance and Economic Development
 30th June 2023
 Page | 30

Description	Expenditure			Revenue			Balance (Over/(Under))	
	Org Budget	Rev Budget	Actual	Balance (Over/Under)	Org Budget	Rev Budget		Actual
Ministry of Health	27,760,405	27,760,405	27,377,729	382,676	104,000	104,000	188,728	84,728
Ministry of Education	36,285,748	36,285,748	35,251,218	1,034,530	303,350	303,350	368,450	65,100
Ministry of Information, Communication, Transport	4,522,247	4,522,247	4,018,309	503,938	2,289,233	2,289,233	2,234,622	(54,611)
Ministry of Finance and Economic Development	5,471,487	5,471,487	5,010,707	460,780	99,940,542	99,940,542	87,176,944	(12,763,598)
Ministry for Women, Youth, Sport and Social Affairs	2,162,262	2,162,262	2,143,600	18,662	20,490	20,490	33,583	13,093
Ministry of Infrastructure and Sustainable Energy	4,376,408	4,376,408	4,210,173	166,236	60,000	60,000	166,674	106,674
Ministry of Labour and Human Resources Development	6,423,420	6,423,420	6,008,025	415,396	176,169	176,169	265,352	89,183
Ministry of Line and Phoenix Development	4,896,824	4,896,824	4,694,198	202,626	645,900	645,900	774,036	128,136
Ministry of Justice	3,009,344	3,009,344	2,663,184	346,160	90,700	90,700	186,165	95,465
Leadership Commission	461,376	461,376	252,620	208,756	0	0	0	0
Debt Servicing	4,090,104	4,194,022	4,576,495	(382,473)	0	0	0	0
Other Government Expenses	64,817,420	64,817,420	60,438,337	4,379,083	0	0	0	0
Grand TOTAL	305,131,607	317,144,610	307,482,231	9,662,379	305,178,279	305,178,279	233,573,487	(71,604,792)

Statement No. II - Consolidated Fund - Retain Earnings Calculation



 Mr. Toromon Metutera
 Accountant General
 Ministry of Finance and Economic Development
 30th June 2023
 Page | 31

Description	Expenditure			Revenue			Balance (Over/(Under))
	Org Budget	Rev Budget	Actual	Org Budget	Rev Budget	Actual	
Consolidated Fund Balance as at 1st January							
ADD: Net Movement of adjustments							
Adjusted Opening Balance							
Add: Revenues (all C's)							
Less: Expenditure (all E's)							
TOTAL per Balance Sheet							
				This Year		Last Year	
				(136,742,829)		(179,972,223)	
				205,282		133,757	
				(136,537,547)		(179,838,466)	
				(233,573,487)		(249,958,807)	
				307,482,231		293,054,445	
				(62,628,803)		(136,742,829)	



.....
Mr. Toromon Metutera
Accountant General
Ministry of Finance and Economic Development
30th June 2023
Page | 32

STATEMENT III & IV: Comparative Statement of Recurrent Expenditure & Revenue against Estimate by Sub Head

For the Year Ended 31st December 2022

Ministry	Expenditure			Revenue			
	Original Budget	Revised Budget	Actual	Variance Over/(Under)	Original Budget	Revised Budget	Actual

02 - LOCAL CONTRIBUTION TO DEVELOPMENT FUND (LCDF)

Contribution to Development Fund	93,634,287	105,543,372	105,543,372	0	0	0	0	0
TOTAL	93,634,287	105,543,372	105,543,372	0	0	0	0	0

09 - OFFICE OF TE BERETITENTI (OB)

Administration & Policy	1,296,137	1,296,137	1,287,765	8,372	0	0	0	0
Support services to Te Beretitenti	280,978	280,978	278,752	2,225	0	0	0	0
Communications & Relations	82,220	82,220	80,987	1,233	0	0	0	0
Meterological Services	755,073	755,073	752,552	2,521	0	0	0	0
Strategic National Policy	216,665	216,665	216,178	488	0	0	0	0
Cabinet Secretariat	200,179	200,179	199,337	842	0	0	0	0
TOTAL	2,831,252	2,831,252	2,815,572	15,680	0	0	0	0

10 - PUBLIC SERVICE OFFICE (PSO)

Administration and Policy	656,896	656,896	654,890	2,005	0	0	0	0
Human Resource Management	307,350	307,350	302,060	5,290	0	0	0	0
PSPSM	269,236	269,236	269,178	57	0	0	0	0



.....
Mr. Toromon Metutera
Accountant General

Ministry of Finance and Economic Development
30th June 2023

Ministry	Expenditure			Revenue				
	Original Budget	Revised Budget	Actual	Variance Over/(Under)	Original Budget	Revised Budget	Actual	Variance Over/(Under)
IT/DMR	150,701	150,701	150,485	217	0	0	0	0
TOTAL	1,384,182	1,384,182	1,376,613	7,569	0	0	0	0

11 - JUDICIARY (HIGH COURT)

High Court	774,829	774,829	711,515	63,313	170,000	170,000	248,853	78,853
Magisterial Services	1,422,564	1,422,564	1,403,900	18,664	170,000	170,000	119	(169,881)
Judicial Technical	764,014	764,014	707,389	56,626	46,200	46,200	906	(45,294)
TOTAL	2,961,407	2,961,407	2,822,804	138,603	386,200	386,200	249,878	(136,322)

12 - KIRIBATI POLICE SERVICE (KPS)

Admin	2,815,444	2,815,444	2,794,245	21,199	59,500	59,500	72,552	13,052
Fire	123,966	123,966	107,408	16,558	0	0	0	0
PMU	1,240,646	1,240,646	1,166,073	74,573	5,000	5,000	0	(5,000)
Crime	1,049,021	1,049,021	1,010,532	38,489	0	0	0	0
Law	6,217,901	6,217,901	6,200,537	17,364	5,000	5,000	97,074	92,074
TOTAL	11,446,977	11,446,977	11,278,795	168,182	69,500	69,500	169,626	100,126

13 - PUBLIC SERVICE COMMISSION (PSC)

Servicing the Public Service Commission	379,326	379,326	370,971	8,354	0	0	0	0
TOTAL	379,326	379,326	370,971	8,354	0	0	0	0

14 - MINISTRY OF FOREIGN AFFAIRS AND IMMIGRATION (MFAI)

Administration and Policy	1,067,092	1,067,092	1,044,293	22,800	0	0	0	0
Immigration Services	366,683	366,683	361,407	5,276	29,490	29,490	84,087	54,597

.....
Mr. Toromon Metutera
Accountant General

Ministry	Expenditure			Revenue			Variance Over/(Under)	
	Original Budget	Revised Budget	Actual	Variance Over/(Under)	Original Budget	Revised Budget		Actual
Kiribati High Commission	718,754	718,754	707,134	11,619	750	750	2,633	1,883
Mission in Beijing	599,759	599,759	569,461	30,299	0	0	0	0
Mission in New York	842,249	842,249	700,899	141,349	0	0	0	0
TOTAL	3,594,536	3,594,536	3,383,194	211,342	30,240	30,240	86,720	56,480

15 - MINISTRY OF INTERNAL AFFAIRS (MIA)

Administration and Policy	808,966	808,966	790,482	18,484	0	0	0	0
Rural Promoting Development	621,883	621,883	599,030	22,853	0	0	0	0
Local Government Development	1,351,261	1,351,261	1,316,905	34,356	0	0	0	0
CMD	412,053	412,053	405,062	6,991	1,046	1,046	7,140	6,094
Election	80,506	80,506	71,078	9,429	0	0	0	0
TOTAL	3,274,670	3,274,670	3,182,557	92,112	1,046	1,046	7,140	6,094

16 - MINISTRY OF ENVIRONMENT, LANDS AND AGRICULTURAL DEVELOPMENT (MELAD)

Administration and Policy	961,293	961,293	956,806	4,487	0	0	0	0
Improving the Environment	964,115	964,115	963,695	420	18,300	18,300	24,243	5,943
Lands Administration	1,168,806	1,168,806	1,156,078	12,728	838,655	838,655	362,027	(476,628)
Agriculture and Livestock Division	1,652,776	1,652,776	1,647,385	5,390	110,000	110,000	75,652	(34,348)
TOTAL	4,746,990	4,746,990	4,723,964	23,026	966,955	966,955	461,921	(505,034)

17 - MANEABA NI MAUNGATABU (MM)

Administration and Support Services	1,640,701	1,640,701	1,371,656	269,044	7,050	7,050	8,283	1,233
-------------------------------------	-----------	-----------	-----------	---------	-------	-------	-------	-------



.....
Mr. Toromon Metutera
Accountant General
Ministry of Finance and Economic Development
30th June 2023
Page | 35

Ministry	Expenditure			Revenue			Variance Over/(Under)
	Original Budget	Revised Budget	Actual	Original Budget	Revised Budget	Actual	
Parliamentary Meetings	3,695,273	3,695,273	3,547,714	0	0	0	0
Parliamentary Committees	1,697,023	1,697,023	1,448,740	0	0	0	0
TOTAL	7,032,996	7,032,996	6,368,111	7,050	7,050	8,283	1,233

18 - MINISTRY OF COMMERCE INDUSTRY AND COOPERATIVES (MCIC)

Administration and Policy	966,655	966,655	913,360	0	0	0	0
Business Registration Centre	584,651	584,651	548,522	47,500	47,500	85,445	37,945
BPC	698,852	698,852	660,740	25,054	25,054	16,103	(8,951)
Xmas	312,967	312,967	284,677	0	0	0	0
Tourism	558,286	558,286	518,839	0	0	0	0
TOTAL	3,121,412	3,121,412	2,926,138	72,554	72,554	101,548	28,994

19 - KIRIBATI NATIONAL AUDIT OFFICE (KNAO)

Admin	368,186	438,186	420,589	0	0	0	0
Treasury	160,282	148,282	108,677	0	0	0	0
SOE Division	135,697	127,697	111,822	10,000	10,000	67,750	57,750
Local Government	193,086	148,086	119,378	0	0	0	0
Project Division	116,597	116,597	98,230	3,500	3,500	5,500	2,000
IT Division	40,300	40,300	40,234	0	0	0	0
Performance HR	76,115	71,115	56,495	0	0	0	0
TOTAL	1,090,264	1,090,264	955,424	13,500	13,500	73,250	59,750

20 - OFFICE OF THE ATTORNEY GENERAL (AG)

Administration and Policy	404,192	404,192	337,681	850	850	181	(669)
Civil Law	259,105	256,105	188,027	0	0	0	0

.....
Mr. Toromon Metutera
Accountant General
Ministry of Finance and Economic Development
30th June 2023
Page | 36

Ministry	Expenditure			Revenue			Variance Over/(Under)
	Original Budget	Revised Budget	Actual	Variance Over/(Under)	Original Budget	Revised Budget	
Criminal Prosecutions	286,759	289,759	241,559	48,201	0	0	0
Drafting	157,844	157,844	129,853	27,991	0	0	0
TOTAL	1,107,900	1,107,900	897,120	210,780	850	850	(669)

21 - MINISTRY OF FISHERIES AND MARINE RESOURCES DEVELOPMENT (MFMRD)							
	Original Budget	Revised Budget	Actual	Variance Over/(Under)	Original Budget	Revised Budget	Actual
Administration and Policy	1,127,420	1,127,420	1,103,252	24,168	0	0	0
Planning & Development	179,942	179,942	169,809	10,133	0	0	0
Coastal Fisheries	1,762,393	1,762,393	1,760,895	1,498	8,000	8,000	34,690
Licensing & Compliance	447,656	447,656	441,399	6,257	199,967,000	199,967,000	140,958,649
Mineral Resource	267,961	267,961	263,738	4,224	25,000	25,000	27,047
Competent Authority	311,650	311,650	305,446	6,204	0	0	0
ICT	151,340	151,340	148,463	2,877	0	0	0
TOTAL	4,248,362	4,248,362	4,193,002	55,360	200,000,000	200,000,000	141,020,386

22 - MINISTRY OF HEALTH (MOH)							
	Original Budget	Revised Budget	Actual	Variance Over/(Under)	Original Budget	Revised Budget	Actual
Administration and Policy	4,163,411	4,612,112	4,599,140	12,971	97,000	97,000	188,367
Supportive Services	2,699,453	2,699,453	2,684,439	15,014	0	0	0
Public Health Services - Preventive	1,367,891	1,367,891	1,355,475	12,416	0	0	0
Curative	2,969,158	2,590,457	2,584,946	5,511	0	0	0
Laboratory Services	804,405	804,405	746,427	57,978	0	0	0
Radiology	348,417	348,417	267,819	80,599	0	0	0
Pharmacy and Medical Stores	2,833,191	2,833,191	2,833,115	76	0	0	0
Physiotherapy services	350,201	350,201	303,948	46,253	1,000	1,000	0
Dental Services	554,285	554,285	510,173	44,112	6,000	6,000	360

[Handwritten Signature]

.....
Mr. Toromon Metutera
Accountant General
Ministry of Finance and Economic Development
30th June 2023
Page | 37

Ministry	Expenditure				Revenue			
	Original Budget	Revised Budget	Actual	Variance Over/(Under)	Original Budget	Revised Budget	Actual	Variance Over/(Under)
Nursing care and medical training	8,947,104	8,947,104	8,928,152	18,952	0	0	0	0
Linnix Services	1,503,568	1,433,568	1,350,104	83,464	0	0	0	0
SKH	973,412	973,412	969,668	3,744	0	0	0	0
Health Promotion	245,908	245,908	244,324	1,585	0	0	0	0
TOTAL	27,760,405	27,760,405	27,377,729	382,676	104,000	104,000	188,728	84,728

23 - MINISTRY OF EDUCATION (MOE)

Administration and Policy	2,238,371	2,238,371	2,106,055	132,316	160,000	160,000	212,178	52,178
Primary Education Services	13,639,975	13,672,975	13,643,034	29,941	110,000	110,000	124,348	14,348
Junior Secondary Education	8,749,634	8,716,634	8,354,774	361,859	0	0	0	0
PPD & TR	137,400	137,400	66,779	70,621	0	0	0	0
Teabike College	1,254,206	1,254,206	1,200,428	53,778	0	0	0	0
Kiribati Teachers College	1,586,234	1,586,234	1,538,048	48,186	0	0	0	0
Exams	659,885	659,885	616,203	43,682	19,250	19,250	13,247	(6,003)
CDRC	693,973	693,973	684,476	9,497	0	0	0	0
Library and Archival Services	451,278	451,278	398,789	52,489	14,100	14,100	18,677	4,577
SSS	2,853,265	2,853,265	2,812,757	40,509	0	0	0	0
Facility Management Unit	568,409	568,409	551,852	16,558	0	0	0	0
Stats & IT	269,570	269,570	223,647	45,923	0	0	0	0
KGV & EBS	2,657,839	2,657,839	2,552,430	105,410	0	0	0	0
KQA	53,413	53,413	47,369	6,044	0	0	0	0
ECCE	472,297	472,297	454,579	17,718	0	0	0	0
TOTAL	36,285,748	36,285,748	35,251,218	1,034,530	303,350	303,350	368,450	65,100

.....
Mr. Toromon Metutera
Accountant General
Ministry of Finance and Economic Development
30th June 2023
Page | 38

Ministry	Expenditure				Revenue			
	Original Budget	Revised Budget	Actual	Variance Over/(Under)	Original Budget	Revised Budget	Actual	Variance Over/(Under)
24 - MINISTRY OF INFORMATION COMMUNICATIONS TRANSPORT AND TOURISM DEVELOPMENT (MCTTD)								
Administration and Policy	1,172,178	1,172,178	1,106,457	65,720	1,911,233	1,911,233	1,565,208	(346,025)
Marine	549,941	549,941	443,715	106,226	148,000	148,000	138,621	(9,379)
Navigation	119,911	119,911	113,664	6,247	0	0	0	0
Aviation	384,525	384,525	340,909	43,616	0	0	0	0
Airport Services	791,153	791,153	658,494	132,659	0	0	0	0
Kiribati Post	541,431	541,431	519,692	21,740	122,000	122,000	374,449	252,449
Printery	359,889	359,889	295,432	64,457	108,000	108,000	156,344	48,344
ICT	603,219	603,219	539,947	63,273	0	0	0	0
TOTAL	4,522,247	4,522,247	4,018,309	503,938	2,289,233	2,289,233	2,234,622	(54,611)

25 - MINISTRY OF FINANCE AND ECONOMIC DEVELOPMENT (MFED)								
Administration and Policy	1,176,753	1,341,423	1,276,892	64,532	17,396,636	17,396,636	14,323,514	(3,073,122)
Account Division	1,634,800	1,624,800	1,541,328	83,473	5,164,117	5,164,117	9,836,576	4,672,459
Internal Audit	131,605	121,605	116,449	5,156	0	0	0	0
Economic Policy and Budget Management	424,799	399,799	359,396	40,402	23,000,000	23,000,000	0	(23,000,000)
Taxation Administration	622,296	597,126	569,036	28,090	54,322,769	54,322,769	62,980,228	8,657,459
National Statistics Office	252,243	242,043	194,860	47,183	0	0	0	0
IT Department	234,255	222,955	196,794	26,162	0	0	0	0
CPU	120,018	115,018	92,200	22,818	0	0	0	0
Customs	874,718	806,718	663,751	142,967	57,020	57,020	36,626	(20,394)
TOTAL	5,471,487	5,471,487	5,010,707	460,780	99,940,542	99,940,542	87,176,944	(12,763,598)

26 - MINISTRY OF WOMEN, YOUTH, SPORT AND SOCIAL AFFAIRS



.....
Mr. Toromon Metutera
Accountant General
Ministry of Finance and Economic Development
30th June 2023
Page | 39

Ministry	Expenditure				Revenue			
	Original Budget	Revised Budget	Actual	Variance Over/(Under)	Original Budget	Revised Budget	Actual	Variance Over/(Under)
Administration and Policy	1,255,016	1,255,016	1,246,382	8,634	0	0	0	0
Sport Division	148,192	148,192	146,042	2,150	20,490	20,490	33,583	13,093
Social Welfare	291,519	291,519	287,671	3,849	0	0	0	0
Youth Division	137,030	137,030	136,843	187	0	0	0	0
Women	182,925	182,925	181,961	964	0	0	0	0
NGO Division	63,405	63,405	63,272	134	0	0	0	0
Disability	84,175	84,175	81,430	2,745	0	0	0	0
TOTAL	2,162,262	2,162,262	2,143,600	18,662	20,490	20,490	33,583	13,093

27 - MINISTRY OF INFRASTRUCTURE AND SUSTAINABLE ENERGY

Administration and Policy	1,230,092	1,230,092	1,205,216	24,876	15,000	15,000	144,260	129,260
Energy Planning	310,198	310,198	292,334	17,864	1,000	1,000	8,600	7,600
Electricity for Public Places	17,481	17,481	16,218	1,263	0	0	0	0
Department of engineering	9,326	9,326	2,313	7,013	0	0	0	0
Construction Services	895,305	895,305	878,170	17,135	0	0	0	0
Water & Sanitation	592,562	592,562	566,595	25,967	0	0	0	0
Quality Control	295,659	295,659	274,870	20,789	24,000	24,000	10,209	(13,791)
Architectural	148,478	148,478	147,257	1,221	0	0	0	0
Civil Engineer	735,915	735,915	699,830	36,086	20,000	20,000	3,605	(16,395)
Cost & Planning	141,392	141,392	127,370	14,022	0	0	0	0
TOTAL	4,376,408	4,376,408	4,210,173	166,236	60,000	60,000	166,674	106,674

28 - MINISTRY OF EMPLOYMENT AND HUMAN RESOURCE

Administration and Policy	968,679	968,679	905,752	62,927	0	0	0	0
Labour and Employment	595,730	595,730	547,700	48,030	1,569	1,569	750	(819)



.....
Mr. Toromon Metutera
Accountant General

Ministry	Expenditure				Revenue			
	Original Budget	Revised Budget	Actual	Variance Over/(Under)	Original Budget	Revised Budget	Actual	Variance Over/(Under)
Kiribati Technical Institute Services	2,218,758	2,218,758	2,088,820	129,938	104,600	104,600	102,211	(2,389)
Marine Training Center	2,640,253	2,640,253	2,465,753	174,501	70,000	70,000	162,391	92,391
TOTAL	6,423,420	6,423,420	6,008,025	415,396	176,169	176,169	265,352	89,183

29 - MINISTRY OF LINE AND PHOENIX ISLANDS DEVELOPMENT (MLPID)								
Administration and Policy	990,603	990,603	878,186	112,416	18,500	18,500	56,382	37,882
Finance Management	281,100	281,100	273,997	7,103	0	0	0	0
Public Works Development	916,645	916,645	914,275	2,370	1,500	1,500	650	(850)
Housing	113,815	113,815	111,332	2,483	68,900	68,900	72,281	3,381
Electricity Distribution	385,289	385,289	380,573	4,715	400,000	400,000	501,618	101,618
Power	343,945	343,945	333,913	10,031	0	0	0	0
IT	119,803	119,803	112,948	6,855	0	0	0	0
Civil Engineering	334,460	334,460	320,593	13,867	2,000	2,000	3,040	1,040
Planning	114,761	114,761	106,268	8,493	0	0	0	0
Solar Salt	150,613	150,613	149,033	1,580	20,000	20,000	11,111	(8,889)
HMM	453,717	453,717	452,677	1,040	55,000	55,000	65,712	10,712
Water	570,044	570,044	550,547	19,497	80,000	80,000	63,243	(16,757)
Linnix Agency	122,030	122,030	109,856	12,174	0	0	0	0
TOTAL	4,896,824	4,896,824	4,694,198	202,626	645,900	645,900	774,036	128,136

37 - MINISTRY OF JUSTICE								
Administration and Policy	735,770	735,770	671,328	64,442	3,500	3,500	36,095	32,595
Prison	950,177	950,177	896,213	53,963	0	0	0	0
Civil Registration	320,224	320,224	269,187	51,037	85,000	85,000	145,121	60,121

.....
Mr. Toromon Metutera
Accountant General
Ministry of Finance and Economic Development
30th June 2023
Page | 41

Ministry	Expenditure				Revenue			
	Original Budget	Revised Budget	Actual	Variance Over/(Under)	Original Budget	Revised Budget	Actual	Variance Over/(Under)
Office of Human Rights	130,640	130,640	123,698	6,942	0	0	0	0
OPLS	729,547	729,547	590,508	139,039	2,200	2,200	4,949	2,749
Xmas	142,986	142,986	112,249	30,737	0	0	0	0
TOTAL	3,009,344	3,009,344	2,663,184	346,160	90,700	90,700	186,165	95,465

38 - LEADERSHIP COMMISSION								
	Original Budget	Revised Budget	Actual	Variance Over/(Under)	Original Budget	Revised Budget	Actual	Variance Over/(Under)
Administration and Policy	278,687	278,687	176,834	101,853	0	0	0	0
Commission	182,688	182,688	75,785	106,903	0	0	0	0
TOTAL	461,376	461,376	252,620	208,756	0	0	0	0

30 - Debt Servicing				
	Original Budget	Revised Budget	Actual	Variance Over/(Under)
Debt Servicing	4,090,104	4,194,022	4,576,495	(382,473)
TOTAL	4,090,104	4,194,022	4,576,495	(382,473)

31 - Other Government Expenses				
	Original Budget	Revised Budget	Actual	Variance Over/(Under)
Kiribati Housing Subsidy	250,000	250,000	250,000	0
Support Grant	4,159,811	4,159,811	3,791,334	368,477
Local Council Grant	180,686	180,686	173,241	7,445
Ferry Service to Remote Island	22,757	22,757	0	22,757
Land Rents	9,657,930	9,657,930	7,419,264	2,238,666
Secondary Mission Schools	3,081,403	3,905,353	3,905,319	34
In-Country Tertiary Support	2,131,200	700,140	667,797	32,343
USP contribution	875,980	182,380	104,805	77,575
School stationery for Prm&JSS	1,342,961	1,142,961	1,138,052	4,910



.....
Mr. Toromon Metutera
Accountant General
Ministry of Finance and Economic Development
30th June 2023
Page | 42

Ministry	Expenditure				Revenue			
	Original Budget	Revised Budget	Actual	Variance Over/(Under)	Original Budget	Revised Budget	Actual	Variance Over/(Under)
Subsidy for School Fees	3,818,812	4,904,962	4,860,023	44,939				
School for special needs	102,376	102,376	102,376	0				
Support for pre-schools	2,000,000	2,594,560	2,497,299	97,261				
KTC students allowances	527,040	347,040	346,951	89				
Search & Rescue	800,000	1,050,000	994,618	55,382				
Subsidy for xmas air services	1,000,000	750,000	52,991	697,009				
International Contributions	2,000,000	2,000,000	1,929,869	70,131				
Pension and KPF	97,200	97,200	67,825	29,375				
Community Support Obligations	7,435,000	7,435,000	6,750,519	684,481				
Freight Subsidy Local Produc	1,000,000	1,000,000	200,746	799,254				
Census	0	0	0	0				
Senior Citizens' Benefit	20,686,737	20,686,737	22,019,733	(1,332,997)				
Voluntary Organizations Grant	20,000	20,000	18,731	1,270				
School fees for the underprivi	234,823	234,823	66,734	168,090				
Disability Support Allowance	2,799,080	2,799,080	2,566,803	232,277				
Unemployment benefit	0	0	0	0				
Student Allow for MTC,KIT,SONH	443,624	443,624	364,724	78,900				
Housing Maintenance - Linnix	150,000	150,000	148,584	1,416				
TOTAL	64,817,420	64,817,420	60,438,337	4,379,083	305,178,279	305,178,279	233,573,487	(71,604,792)
GRAND TOTAL	305,131,607	317,144,610	307,482,231	9,662,379	305,178,279	305,178,279	233,573,487	(71,604,792)



.....
Mr. Toromon Metutera
Accountant General
Ministry of Finance and Economic Development
30th June 2023
Page | 43

STATEMENT V: SPECIAL FUNDS AND OTHER FUNDS
For the Year Ended 31st December 2022

FUNDS	GL Code	Last Year	This Year Total Receipts	This Year Total Expenses	This Year
Special Funds					
Kaoki Mange Special Fund	F0070000030A	(1,033,972)	(450,449)	240,430	(1,243,992)
Import Levy Fund	F0070000061A	(9,442,981)	(5,340,739)	4,877,491	(9,906,229)
Dai Nippon Causeway Fund	F0070000067A	(2,910,179)	(358,783)	255,574	(3,013,387)
Civil Aviation Fund	F0070000069A	(350,337)	(287,127)	125,450	(512,013)
Plant and Vehicles Unit Fund	F0070000070A	(95,407)	(195,242)	238,337	(52,312)
Highway Authority	F0070000072A	(60,618)	0	0	(60,618)
Sanitation maintenance fund	F0070000073A	(395,891)	0	0	(395,891)
Total special Funds		(14,289,384)			(15,184,443)
Other Funds					
Other Funds - Self Operated Projects	F0080000002A	(3,602,119)			(10,643,412)
Land Equity	F0070000071A	(8,370,000)			(8,370,000)
PIPA Trust Fund	F0070000074A	(7,361,554)			0
SSGA Cash Trust	F0070000065A	(155,833,097)			(157,743,329)
No. 6 Stabex Fund	F0070000063A	(488,899)			0
Total Other funds		(175,655,669)			(176,756,741)
TOTAL		(189,945,053)			(191,941,184)



.....
Mr. Toromon Metutera
Accountant General
Ministry of Finance and Economic Development
30th June 2023
Page | 44

STATEMENT VI: CASH AS AT BANK & ON HAND
For the Year Ended 31st December 2022

Details	GL CODE	This Year	Last Year
Cash at Bank and on Hand			
No 1 Account	M0030000001A	16,437,247	47,086,536
No 3 Account	M0030000003A	38,693,763	23,497,966
No 4 Account	M0030000004A	58,495,039	117,080,237
No 5 Account (Kiritimati)	M0030000005A	(402,418)	(411,396)
No 6 Account (Stabex Fund)	M0030000006A	0	6,576
Petty Cash (Recurrent)	M0030000007A	13,551	25,112
IBDs with BOK Ltd	M0030000008A	53,136,708	52,879,682
Kiribati High Com Bank Account	M0030000017A	449,417	(656,403)
Taipei Mission Bank Account	M0030000018A	0	(356,118)
New York Mission Bank Account	M0030000019A	11,979	100,814
Taipei Mission Petty Cash	M0030000020A	0	(9,670)
Kiribati High Com Petty cash	M0030000022A	126,430	122,280
EFTPOS	M0030000023A	6,586,989	5,282,881
SSGA cash trust	M0030000024A	0	0
Other funds	M0030000025A	10,643,412	3,602,119
Project Petty Cash	M0030000026A	617	686
Beijing Embassy RMB Bank Account	M0030000027A	334,306	0
Beijing Embassy USD Bank Account	M0030000028A	1,841	0
Total Cash at Bank and on Hand		184,528,883	248,251,300
OTHER- Cash with Subaccountant			
Sub-Accountants (M31s)	M0031	0	3,938
State Funds - Local Governments (M32s)	M0032	3,755,037	3,252,392
Total Other - Cash with Subaccountant		3,755,037	3,256,330
TOTAL PER BALANCE SHEET		188,283,920	251,507,631



.....
Mr. Toromon Metutera
Accountant General

Ministry of Finance and Economic Development
30th June 2023

STATEMENT VII: ADVANCES FROM THE CONSOLIDATED FUND

For the year Ended 31st December 2022

Details	GL Codes	This Year	Last Year
A. OTHER GOVERNMENTS			
B. SPECIAL FUNDS			
C. PUBLIC OFFICERS ADVANCES			
Advances (L100As)	L100A	7,033,546	6,437,815
Imprest (L200As)	L200A	3,016,685	2,360,044
Standing Imprest (J0046s)	J0046	0	0
Other (J0044s)	J0044	0	0
Total Public Officers Advances		10,050,231	8,797,859
D. IN ANTICIPATION OF LOANS			
E. TO AGENTS			
F. SUNDRY ADVANCES			
Unallocated Cents	K0049	32,263	32,263
Supplier double & Overpayments	K0050	208,692	42,326
Rtd Chqs Contol Account	K0480	0	0
Bounce Cheques (All K accounts excluding above)	K0048	869,351	848,337
Individuals double & Overpayments	K0070	1,610	0
Total Sundry Advances		1,111,917	922,927



.....
Mr. Toromon Metutera
Accountant General

Ministry of Finance and Economic Development
30th June 2023

STATEMENT VIII: ADVANCES FROM DEPOSITS

For the Year Ended 31st December 2022

Details	This Year	Last year
No Advances were made from Deposits this year (2022)		



.....
Mr. Toromon Metutera
Accountant General

Ministry of Finance and Economic Development
30th June 2023

STATEMENT IX: DEPOSITS
For the Year Ended 31st December 2022

Details	GL CODES	This Year	Last Year
DECEASED NATIVE ESTATE (S*)	S0058	(1,965,622)	(1,696,287)
PUBLIC OFFICERS			
Salary Allotments (Q0057*)	Q0057	(812)	(11,396)
Save As You Earn Scheme (T*)	T0059	(19,999)	(5,858)
Total Public Officers		(20,811)	(17,253)
SUNDRY DEPOSITS (O00, O50)			
Trade Creditors Overseas	O000000010A	0	1,500
Trade Creditors Local	O005000010A	15,247	8,279
Kir High Com KPF acc	O0050001000A	142,521	14,986
Kir High Com Insurance	O0050001001A	773	773
KHC maintenance (Cakacaka)	O0050001002A	13,283	13,283
KHC Rent	O0050006000A	(31,809)	(31,827)
Service Charge	O0050006001A	(23,787)	(27,557)
Bank Salaries	O0050006004A	(80,881)	(75,712)
KPF loan	O0050006005A	(528,323)	(518,934)
Kiribati Insurance Corporation	O0050006006A	(95,774)	(77,430)
Housing Loans	O0050006008A	(139,878)	(140,116)
Chief Registrar	O0050006010A	(126,094)	(61,824)
Linnix Service Charge	O0050006012A	(43,543)	(34,050)
Sundry Deposit for NY mission	O0050006013A	(114,079)	(82,763)
KPF clearing	O0050006014A	(498,354)	(524,440)
Constabulary Reward	O0050006015A	0	(138)
Prison Fund	O0050006024A	0	(33)
No.5 unaccounted credit	O0050006039A	(163,751)	(163,751)
Security Bond Immigration	O0050006040A	(118,259)	(102,259)
Forum Fisheries	O0050006114A	0	(486)
Employee's contribn to KPF	O0050006115A	(290,369)	(258,137)
Bank Agency arrangement	O0050006117A	6,189,201	5,848,440
Police Fund	O0050006150A	0	5,550
EFPOS	O0050006151A	0	0
Outer island kpf contribution	O0050006152A	(35,753)	(76,935)
Prior periods Unclaimed Chqs	O0050006330A	(1,389,560)	(1,182,688)
No1 unidentified Credit	O0050006334A	(7,068,882)	(7,108,835)
No 5 unidentified Credit	O0050006339A	(37,193)	(37,517)
No.5 unclaimed cheques	O0050006341A	(6,867)	(6,867)
Land owners consent fee	O0050006342A	(29,250)	(21,336)
Overpayment Claims	O0050007187A	(219,795)	(219,795)
Underpayment Claims	O0050007794A	(4,495)	0
Contra Bank Statements	O0050009988A	(22,173)	(20,132)
Return of TT funds from ANZ	O0050009989A	(197,997)	(107,483)
Domaint A/C return fund - ANZ	O0050009990A	(128,579)	(8,800)

.....
Mr. Toromon Metutera
Accountant General

Ministry of Finance and Economic Development
30th June 2023

Details	GL CODES	This Year	Last Year
Recurrent uncollected PVs	O0050201401A	(398,057)	(708,993)
No.4 uncollected PVs	O0050201402A	(197,924)	(348,405)
Overpayment to suppliers	O0050201701A	(6,603)	0
Funds deposited into Missions	O5000000010A	(209,759)	(58,192)
Total Sundry Deposits		(5,846,763)	(6,112,627)
TELMOS (51*, 52*,53*)			
Internal (P0051*, I0051*)	I0051	94,381	(487,760)
Internal (P0053*, I0053*)	I0053	(3,196,636)	(831,433)
Internal (Telmo Salaries P0052*,I0052)	I0052	(6,822,778)	(6,650,716)
Internal (Telmo Salaries P0052*,I0052)	P0052	0	0
Total Telmos		(9,925,033)	(7,969,909)
Total		(17,758,229)	(15,796,076)




.....
Mr. Toromon Metutera
Accountant General

Ministry of Finance and Economic Development
30th June 2023

STATEMENT X: STATEMENT OF CONTINGENT LIABILITIES
For the Year Ended 31st December 2022

Details	Currency	This Year	Last Year	Comments
ANZ Bank (Kiribati) Ltd				
KPF guarantee	AUD	5,411,450	5,411,450	Under Section 10 of CAP78A (Provident Fund Act 1977), the GoK guarantees to fund any obligations that are unable to be met by the KPF
Visa Business Card Facility	AUD	280,000	280,000	To meet the travelling requirements of Government Senior Government Officials and Ministries
		5,691,450	5,691,450	
Kiribati Provident Fund				
Air Kiribati	AUD	11,584,233	8,331,014	Government guaranteed loan from KPF
Development Bank of Kiribati	AUD	60,050	1,365,899	Government guaranteed loan from KPF
		11,644,283	9,696,913	
TOTAL CONTINGENT LIABILITIES (AUD)		17,335,733	15,388,363	
International Monetary Fund				
Promissory Notes 20,883,635 SDR	SDR	20,883,635	20,883,635	Promissory notes held by Kiribati for the International Monetary Fund
World Bank (a.k.a. IBRD)				
Promissory Notes 99,000 SDR				
On Call 990,000 SDR	SDR	990,000	990,000	Callable Capital held by Kiribati for the International Bank for reconstruction and Development



 Mr. Toromon Metutera
 Accountant General
 Ministry of Finance and Economic Development
 30th June 2023
 Page | 50

Details	Currency	This Year	Last Year	Comments
International Development Association				
On Call 54,000 SDR	SDR	54,000	54,000	Callable Capital held by Kiribati for the International Development Association
TOTAL CONTINGENT LIABILITIES (SDR)		21,927,635	21,927,635	



.....
 Mr. Toromon Metutera
 Accountant General

Ministry of Finance and Economic Development
 30th June 2023

STATEMENT XI: INVESTMENTS
For the Year Ended 31st December 2022

Details	GL CODES	This Year	Last Year
RERF			
Investment with Northern Trust Asset Managers	V0060000200A	432,678,883.64	486,924,827.63
Investment with Blackrock Asset Managers	V0060000204A	760,964,291.88	865,751,785.75
Total RERF		1,193,643,175.52	1,352,676,613.38
FURTHER RERF INVESTMENTS			
Escrow Investment (Fiji land purchase)	V0060000201A	9,300,180.00	9,300,180.00
Investment with PIPA Trust Fund	V0060000202A	-	7,361,554.00
Total Further RERF Investments		9,300,180.00	16,661,734.00
OTHER INVESTMENTS			
IMF No.2	V0060000105A	292,186.50	292,186.50
State street	V0060000203A	157,743,329.38	155,833,097.12
Aud A/c 55-1999 5th Anniversary	V0060000110A	23,819.40	23,819.40
Aud A/c 56-0449 10th Anniversary	V0060000124A	8,731.00	8,731.00
Total Other Investments		158,068,066.28	156,157,834.02
TOTAL		1,361,011,421.80	1,525,496,181.40



.....
Mr. Toromon Metutera
Accountant General
Ministry of Finance and Economic Development
30th June 2023
Page | 52

**STATEMENT XII: OUTSTANDING LOANS MADE FROM THE CONSOLIDATED FUND
For the Year Ended 31st December 2022**

Borrower	Purpose and Authority	Amount Borrowed	Outstanding	Notes
National Loans Board (Development Bank of Kiribati)	To provide loans for agricultural and economic development. Authority: Secretary of State Savingram No. 236 30/5/62	100,000	100,000	Interest free loans an indefinite period issued in 1962
National Loans Board (Development Bank of Kiribati)	To meet outstanding loans application. Authority schedule of additional provision No. 4/1988 item No. 109	20,000	20,000	Interest free loans an indefinite period issued in 1977
National Loans Board (Development Bank of Kiribati)	Loans to small scale business and and agricultural coop. Authority: Dev. Aid Project 38 20/5/71	64,000	64,000	Interest free loans repayable to UK when the project is wound up
Te Mautari Ltd	Working capital. Authority: Dev Aid project 33	250,000	250,000	10% p.a interest. Repayable over 15 years from 17/8/86
KCWS	Additional working capital. Authority: Council of Ministers Memorandum No. 36/76 of 02/4/76 F:85/4 Vol 1	1,000,000	794,654	4% interest. Repayable over 15 years from 31/12/76
Air Tungaru	Purchase of Trislander spare parts. Authority: Dev Aid project No. 815 & DP 25/40 p3A are relevant	135,000	180,000	Principal and interest at 4% recoverable over 7 years at \$22,388p.a wef 10/12/80
Air Tungaru	Purchase of Trislander spare parts. Authority: Dev Aid project No. 815 & DP 25/40 p7 are relevant	64,900	300,000	Principal and interest at 4% recoverable over 7 years at \$10,745p.a wef 10/12/81
Housing Corporation	Housing loans scheme Authority: Dev Aid project No. 368 DP 34/11 F28 is relevant	100,000	100,000	5% interest. Loan repayable over 10 years (with one year grace) from 11/7/81



.....
Mr. Toromon Metutera

Accountant General

Ministry of Finance and Economic Development

30th June 2023

Page | 53

Borrower	Purpose and Authority	Amount Borrowed	Outstanding	Notes
KCWS	Working capital issued in 1986 from Stabex fund authority: Relevant Cabinet minutes and Stabex (Special Fund) Act	500,000	415,000	Interest free loan. Repayments at \$100,000p.a wef 16/1/89
Betio Shipyard Ltd	On lending by Government of proceeds of loan 724 KIR (SF) from ADB. Refer Statement No. XIII. Authority: Government	894,963	894,963	Interest free loan. Repayments of principal over 30years commencing April 1995. Cap39. Ref File DP 24/21
Public Utilities Board	On lending by Government of proceeds of loan 786 KIR (SF) from ADB for USD700,000. See Statement No.XIII. Authority:39 ref file DP 29/02	1,076,923	1,076,923	7.65% interest. Loan repayable over 15years, commencing June 1990
Public Utilities Board	On lending by Government of proceeds of loan 922 KIR (SF) from ADB for USD890,000. See Statement No.XIII. Authority: Government Borrowing and Guarantee Act Cap39 ref file DP 29/03/88	1,202,547	1,783,875	6.5% interest. Loan repayable over 20years commencing September 1992
Development Bank of Kiribati	On lending by Government of a proceeds of loan 1039 KIR (SF). See Statement No. XIII. Authority: Government Borrowing and Guarantee Act Cap39 ref file DP 16/1/90	1,059,253	1,180,071	6.5% interest. Loan repayable over 12years commencing June 1984
	Total	6,467,586	7,159,486	



.....
Mr. Toromon Metutera

Accountant General

Ministry of Finance and Economic Development

30th June 2023

Page | 54

STATEMENT XIII: PUBLIC DEBT
For the Year Ended 31st December 2022

Year	Purpose of the Loan	GL Codes	Original Amount Borrowed Foreign Currency	Loan Currency	Principal Balance @ 31/12/2021 in AUD	This Year Repayment	Closing Balance 2022
1988	Asian Development Bank Loan No.724 KIR (SF) equivalent SDR 496,105.53. On lent to Betio Shipyard.Principal repayment over 30 years commencing April 1985 interest free loan, with 1% service charge	E30010000380	496,106	SDR	102,635	21,448	81,187
1989	Asian Development Bank Loan No.786 KIR (SF) equivalent SDR 574,425.15, on lent to PUB for Power Generation Principal repayment over 30 years commencing December 1996 interest free loan, with 1% service charge	E30010000381	574,425	SDR	(127,450)	43,259	(170,709)
1990	Asian Development Bank Loan No.922 KIR (SF) equivalent SDR 666,970.06 on lent to PUB for Power Distribution Principal repayment over 30 years commencing March 1999 interest free loan, with 1% service charge	E30010000382	666,970	SDR	393,608	29,594	364,014
1991	Asian Development Bank Loan No.1039 KIR (SF) equivalent SDR 722,000.00. As at 31/12/92 only part draw down. On lent to Development Bank of Kiribati. Principal repayment over 30 years commencing May 2001 interest free loan, with 1% service charge	E30010000383	722,000	SDR	402,573	51,170	351,403
2000	Asian Development Bank Loan No.1648 KIR (SF) purpose is to finance sanitation, Public health Environment project (SAPHE).Contract agreement between Kiribati Government and Original Engineering Company signed on 24th May 2000. DF:12/01VX	E30010000384	7,271,000	SDR	9,284,007	680,710	8,603,296
2011	Asian Development Bank Loan No.2718 KIR (SF) purpose is to support road rehabilitation.	E30010000385	7,621,000	SDR	11,306,011	799,436	10,506,575



 Mr. Toromon Metutera
 Accountant General

Year	Purpose of the Loan	GL Codes	Original Amount Borrowed Foreign Currency	Loan Currency	Principal Balance @ 31/12/2021 in AUD	This Year Repayment	Closing Balance 2022
2012	Asian Development Bank Loan no. 2795 KIR (SF) for SDR 4.7 million purpose is for the South Tarawa Sanitation Improvement Sector Project. Commenced 3 May 2012. 7 year grace period with interest of 1% during the grace period and 1.5% afterwards. The loan will be paid over 30 years	E30010000386	4,700,000	SDR	3,930,017	268,267	3,661,750
2014	International Cooperation and Development Fund Loan for the repair and upgrade of Bonriki International Airport. Commenced 6 August 2014. 7 year grace period with a commitment fee of 0.75% interest and afterwards 1.5%. The loan will be paid over 30 years	E30010000387	20,227,983	AUD	18,373,817	1,177,103	17,196,714
	EIB Loan 70372	E30010000350				0	
	Other Statutory Payments						
	JPY Commission	E30010000357				0	
	Bank Charges	E30010000388				1,391,879	
	Civil Suites	E30010000390				100,856	
	Voluntary Organisation grant	E30010000317				0	
	Commission of Enquiry (MV Butiraoti)	E30010000308				0	
	Contingency	E30010000389				12,773	
Total Public Debts						4,576,495	



.....
Mr. Toromon Metutera

Accountant General

Ministry of Finance and Economic Development

30th June 2023

Page | 56

STATEMENT XIV: ARREARS OF REVENUE
For the Year Ended 31st December 2022

Details	Amount
Judiciary	
Magistrate Court	
C11020000005 Magistrate fines	4,010
Magistrate Court Total	4,010
Technical Division	
C11030000006 Practising Admission Fees	1,100
Technical Division Total	1,100
Judiciary Total	5,110
KAO	
Project	
C19050000003 Audit fees Project	6,750
Project Total	6,750
SOE	
C19030000003 Audit fees SOE	50,000
SOE Total	50,000
KAO Total	56,750
MELAD	
Agriculture	
N1604L080140 Revolving Fund	22,549
Agriculture Total	22,549
Lands	
C160300000036 Sublease rents & leases	349,422
Lands Total	349,422
MELAD Total	371,971
MICT	
Marine	
C24020000075 Licence for Foreign vess	4,800
C24020000092 Light Dues	3,501
Marine Total	8,301
MICT Total	8,301
MISE	
Quality Control	
C27070000132 Building permit	26,875
Quality Control Total	26,875
MISE Total	26,875
MTCIC	
Business Promotion Divison	
C18030000055 Rental small industry	2,880



.....
 Mr. Toromon Metutera
 Accountant General

Ministry of Finance and Economic Development
 30th June 2023

Details	Amount
Business Promotion Divison Total	2,880
MTCIC Total	2,880
MWYSA	
Sports	
C26020000051 Sports Complex	2,200
Sports Total	2,200
MWYSA Total	2,200
Grand Total	474,087



.....
Mr. Toromon Metutera
Accountant General
Ministry of Finance and Economic Development
30th June 2023
Page | 58

**STATEMENT XV: UNALLOCATED STORES AND
MANUFACTURING ACCOUNTS
For the Year Ended 31st December 2022**


Details	This Year	Last Year
No unallocated Stores of manufacturing accounts were operated in 2022		



.....
Mr. Toromon Metutera
Accountant General
Ministry of Finance and Economic Development
30th June 2023
Page | 59

STATEMENT XVI: BALANCE ON DEVELOPMENT FUND
For the Year Ended 31st December 2022

Details	This Year	Last Year
Development Fund Balance as at 1st January	(129,112,980)	(116,684,167)
ADD: Net Movement	(550)	81
Adjusted Opening Balance	(129,113,530)	(116,684,087)
Add: Revenues (all N ¹)	(142,803,091)	(89,558,649)
Less: Expenditure (all H ²)	141,505,091	77,129,755
TOTAL per Balance Sheet	(130,411,531)	(129,112,980)
NOTE		
¹ refer <i>Statement XVI (A)</i>		
² refer <i>Statement XVI (B)</i>		



.....
 Mr. Toromon Metutera
 Accountant General

Ministry of Finance and Economic Development
 30th June 2023

STATEMENT XVI(A): DEVELOPMENT REVENUE BY DONOR
For the Year Ended 31st December 2022

Details	Actual	Last Year
ADB	(10,949,869)	0
ADB/GOK	0	(2,065,511)
AUSAID	(755,804)	0
AusAID/AAP/DFAT	0	(1,727,392)
CF	(2,925)	0
Commonwealth of Australia as representd by the Bureau of Meteorology	(39,970)	0
DFAT	(491,255)	0
EU	(28,743)	(288)
FAO	(123,045)	(107,875)
FFA	(120,933)	0
Food and Agriculture Organizations of the United Nations (FAO)	(23,383)	0
GOK Development Funds	(106,308,159)	(49,808,820)
GOK Revolving fund	(661,082)	(263,331)
India	0	(55,671)
Japan	0	(255,228)
KOIL	(16,352)	0
LDS	(204,307)	0
MFAT	(317,450)	0
NZAID	(500)	0
NZAP/MFAT	(4,526,596)	(13,139,052)
ONOC	(68,862)	0
Others	(1,325,633)	(11,008,941)
Pacific Labour Facility (PLF)	(21,959)	0
PPIU,Samoa	(26,000)	0
PRC	(14,215,282)	(8,557,801)
SPC	(417,037)	(237,163)
SPREP	(50,412)	(21,380)
UN Women	(492,052)	(377,570)
UNDP	(344,338)	(641,174)
UNE	(124,264)	0
UNEP	(68,493)	(93,585)
UNESCO	0	(20,105)
UNFPA	(257,563)	(154,419)
UNICEF	(411,513)	(902,000)
UNICEF (RR)	(19,460)	0
University of Sydney/Australia Respiratory Council	(199,955)	0
UNODC	(35,171)	0
WHO	(128,859)	(121,344)
Other	(17,609)	0
Pacer Plus Implementing Unit	(8,254)	0



.....
Mr. Toromon Metutera
Accountant General

Ministry of Finance and Economic Development
30th June 2023

Details	Actual	Last Year
Grand Total	(142,803,091)	(89,558,649)



.....
Mr. Toromon Metutera
Accountant General
Ministry of Finance and Economic Development
30th June 2023
Page | 62

STATEMENT XVI(B): DEVELOPMENT EXPENDITURE BY DONOR
For the Year Ended 31st December 2022

Details	Total Warrant	This Year	Last Year
ADB	8,257,421	5,112,280	0
ADB/GOK		0	1,700,905
AUSAID	163,970	83,831	0
AusAID/AAP/DFAT	1,134,089	532,188	660,570
Commonwealth of Australia as representd by the Bureau of Meteorology	39,970	25,941	0
DFAT	1,187,333	233,497	0
EU	40,634	40,498	36,362
FAO	174,002	119,805	51,193
FFA		0	7,308
Food and Agriculture Organizations of the United Nations (FAO)	23,383	20,227	0
GOK Development Funds	114,114,103	102,819,860	56,441,610
GOK Revolving fund	161,781	209,283	64,843
India	8,458	2,868	73,129
ISA	49,867	44,475	0
Italy	411,040	291,315	72,647
Japan	240,914	144,741	142,436
Korea	6,067		
LDS	204,307	202,353	0
MFAT	168,581	81,611	0
NZAID	500	320	0
NZAP/MFAT	11,313,607	7,775,325	3,929,707
Observer Fund	6,681	6,681	0
ONOC	68,862	68,812	0
Others	1,656,362	1,064,838	1,130,677
Pacific Island Farmers	4,805	1,795	0
Pacific Labour Facility (PLF)	21,959	20,915	0
PPIU,Samoa	26,000	13,471	0
PRC	23,367,807	19,331,297	9,694,457
SPC	445,981	165,059	235,157
SPREP	54,110	21,928	45,314
UK	4,500	4,500	0
UN Women	585,529	469,091	292,137
UNDP	664,219	595,936	702,804
UNE	192,757	144,061	0
UNEP	236,411	29,860	213,838
UNESCO		0	17,807
UNFPA	383,052	266,153	243,870
UNICEF	1,019,027	804,504	880,513
University of Sydney/Australia Respiratory Council	93,000	53,673	0



.....
Mr. Toromon Metutera
Accountant General

Ministry of Finance and Economic Development
30th June 2023

Details	Total Warrant	This Year	Last Year
UNODC	35,171	8,973	0
WHO	259,878	170,087	53,781
Other	3,038,339	523,039	438,689
Grand Total	169,864,477	141,505,091	77,129,755



.....
 Mr. Toromon Metutera
 Accountant General
 Ministry of Finance and Economic Development
 30th June 2023
 Page | 64

STATEMENT XVI(C): DEVELOPMENT FUND BY PROJECT AND DONOR

For the Year Ended 31st December 2022

Details	Revenue		Expenditure		Balance
	Total Warrant	Actual	Total Warrant	Actual	
ADB					
1401M026 Support to Desk officer position within Asia Pacific Division (MFAI)			16,500	10,005	6,495
2501M073 Covid19 ADB Grant			7,423		7,423
2504M018 Covid19 ADB Grant (support to Eligible stranded nationals)		(1,331,878)	1,331,878	1,176,185	155,693
2504M025 Betio Power Station Rehabilitation (ADB Grant)		(2,820,001)	2,735,401	950,000	1,785,401
2504M028 Covid19 ADB grant (support to island to island councils)		(230,000)	230,000	180,287	49,713
2504M030 Covid 19 ADB Grant - support to Kiribati Police services		(215,063)	184,688		184,688
2504M034 Covid19-ADB Grant Support to MHMS		(2,303,106)	1,792,421	1,493,619	298,802
2504M035 Covid-19 ADB Grant support to MOE		(1,111,501)	1,004,038	709,451	294,587
2504M041 Office transport		(746,000)	746,000	492,679	253,321
2504M050 PSO Graduate Scheme		(213,521)	209,072	100,054	109,017
2504M082 Quarantine centers in Tarawa		(1,940,000)			
2504M083 Improvement to strengthen financial system		(38,800)			
ADB Total		(10,949,869)	8,257,421	5,112,280	3,145,141
ADB/GOK					
2504K036 COVID19 Emergency Response		0		0	0
ADB/GOK Total		0		0	0

.....
 Mr. Toromon Metutera
 Accountant General

Details	Revenue		Expenditure		Balance
	Total Warrant	Actual	Total Warrant	Actual	
AUSAID					
1803M023 Open integrated market		(755,804)	163,970	83,831	80,139
AUSAID Total		(755,804)	163,970	83,831	80,139
AusAID/AAP/DFAT					
0901K033 Covid19 Public Awareness			49,980	22,049	27,931
0905K013 DFAT emergency response to aff			29,788	300	29,488
1401L013 Repatriation Assistance to Seasonal Workers and Vulnerable I-Kiribati		0	234,428	213,420	21,008
1401L063 Support for formulation of the Kiribati Foreign Policy		0		0	0
1401L065 National At the Office of the President of the General Assembly		0	32,307	160,526	(128,220)
2101E079 Community based fisheries mgnt		0		0	0
2201H043 Eliminate dengue program		0	235,386	28,016	207,371
2201H048 Vaccine procurement				0	0
2201K031 Covid-19 Preparedness & Respon				0	0
2207I078 Travel Plan for Tupaia & mSupp				0	0
2307B007 Teachers' trainee salary & all		0			
2409K032 Covid19 Transport & ICT				0	0
2409L020 Cybersecurity Awareness Program		0		0	0
2502L011 Project reconciliation		0	10,114	10,000	114
2502M013 Support fund to Unemployed (SF		0	25,700	22,132	3,568
2605H056 Support to org'al assessm't of				0	0

Details	Revenue		Expenditure		Balance
	Total Warrant	Actual	Total Warrant	Actual	
2607L012 Furnishing Te Toa Mataoa Centre			25,212	15,312	9,899
2607L038 Disability COVID-19 awareness		0		0	0
2705L033 PCR Laboratory Construction			423,864	50	423,814
2708H070 Te toa mataoa (TTM) centre			67,311	60,383	6,928
2805L544 MTC Institutional Strengthening Program				0	0
AusAID/AAP/DFAT Total		0	1,134,089	532,188	601,901
CF					
0905M072 KNEG meeting reimbursement		(2,925)			
CF Total		(2,925)			
Commonwealth of Australia as representd by the Bureau of Meteorology					
0904M069 Kiribati Early action rainfall (EAR) watch expansion		(39,970)	39,970	25,941	14,029
Commonwealth of Australia as representd by the Bureau of Meteorology Total		(39,970)	39,970	25,941	14,029
DFAT					
2201M064 Logistic Support for Covid19 vaccination DFAT		(249,980)	249,980		249,980
2605M021 Support to Women's Development Activities			65,095	36,231	28,864
2607M031 Kiribati National Disability & Action Plan 2018-2021		(72,320)	72,320	33,436	38,884
2705K045 Mental Health rehabilitation facility			269,990	163,829	106,161
2705L043 AMAK Rehabilitation			279,955		279,955

Handwritten signature

Details	Revenue		Expenditure		Balance
	Total Warrant	Actual	Total Warrant	Actual	
2705L044 Kiribati School and Center for children with special needs (KSCCSN) Facility upgrade			249,993		249,993
2901N027 Nei Baneawa Linnix (2901N027)		(168,955)			
DFAT Total		(491,255)	1,187,333	233,497	953,836
EU					
1503L008 Slum Upgrading Programme		(28,743)	40,634	40,498	136
2103B088 Fisheries sector pocily devel		0		0	0
EU Total		(28,743)	40,634	40,498	136
FAO					
1602L036 ECD Resilient Islands & Commun		(54,422)	55,204	52,756	2,448
1604M066 FAO LOA TCP/SAP/3805		(5,985)	5,844	1,251	4,594
2103L042 Resilient islands resilient communities (R2R)		(57,293)	112,954	65,799	47,155
1604N035 Mgm't Services for adaptation		(5,345)			
FAO Total		(123,045)	174,002	119,805	54,197
FFA					
2103J034 National Offshore and Costal F				0	0
2104H066 Vessel monitoring system				0	0
2104M081 Workshop and Training for Observers		(120,933)			
FFA Total		(120,933)		0	0

Details	Revenue		Expenditure		Balance
	Total Warrant	Actual	Total Warrant	Actual	
Food and Agriculture Organizations of the United Nations (FAO)					
1503M054 Resilient Islands, Resilient communities		(23,383)	23,383	20,227	3,156
Food and Agriculture Organizations of the United Nations (FAO) Total		(23,383)	23,383	20,227	3,156
GOK Development Funds					
0901L015 Upgrading of State House				0	0
0901M044 Short Term technical Assistant for OAG's Legal service			382,000	370,935	11,065
0902I075 Upgrading of Cabinet Facilitie		0			
1001E093 Bairiki housing development pr		(700,000)			
1001K002 Pacific Regional Conference			64,017	63,927	90
10029156 Local training		(132,873)			
10029157 Overseas training		(427,024)	427,024	189,524	237,500
1002I097 Overseas Short Term Training		(156,322)			
1401L002 Support to eligible stranded Nationals		0		0	0
1502F012 Maint & upgrade social welfare		0		0	0
1503J001 Islet boat			246,429	186,761	59,667
1602K054 Kiribati Lands information system				0	0
1602L024 Xmas Is Conservation Prot Area		0	14,590	20,977	(6,387)
1603K012 KLTA Compensation to Land Owne				0	0
1603K053 Tobwaan TeMauraoi Farm		0		0	0
1603M037 Land Lease and boundaries settlement		(379,990)	379,990	11,862	368,128

AM

Details	Revenue		Expenditure			Balance
	Total Warrant	Actual	Total Warrant	Actual	Actual	
1604I080 Farm production revolving fund			42,560	3,197	39,363	
1604J008 Agricultural hand tools			38,144	25,743	12,400	
1604J054 Agricultural compost shed				0	0	
1604K055 Resettlement Plan		(37,733)	58,149	35,742	22,406	
1801I073 Tourism Authority of Kiribati Support (CEO)		(25,000)	131,339	99,803	31,536	
2101H078 Tamana revolving fund			12,628	12,623	5	
2102I094 Support to Fisheries		(4,733)	478,353	808,003	(329,649)	
2102L006 Support to Acquaculture-Ambo Farm				0	0	
2102L094 Support to Fisheries (Western and Central Pacific Fisheries Commission)			600,000		600,000	
2103F058 Waa n oo for Beru, Marakei,etc			29,204		29,204	
2103L035 Support to Aquaculture (Ambo)	0					
2103L055 Support to Eco-Farm project		(11,476)				
21042917 Observer project fund		(682,985)		0	0	
2104H221 Support to Observers		(1,000,000)	1,660,738	636,316	1,024,421	
2105M011 Essential Assets topographic survey for SPC		(3,057)	3,050	2,520	530	
2201E214 Health specialist		(200,000)	203,000	136,412	66,588	
2201K051 Kiribati Intership Training Pr		(300,000)	300,000	258,635	41,365	
2201L045 Upgrading & Refur of Clinics	0					
2201M036 Construction of 10 outer island clinics			1,400,000	1,046,380	353,620	
2201M047 Essential Medical Equipment		(441,982)	441,982	348,509	93,473	
2204C056 Medical overseas referral		(2,000,000)	3,251,057	3,399,368	(148,311)	
2204C057 Local referral		(1,294,793)	1,820,381	1,865,959	(45,578)	
2204G034 Directly obser treatm't suppor		(138,570)	138,570	133,970	4,600	

.....
Mr. Toromon Metutera
Accountant General
Ministry of Finance and Economic Development
30th June 2023
Page | 70

Details	Revenue		Expenditure		Balance
	Total Warrant	Actual	Total Warrant	Actual	
2301J038 Transport for students -trucks			19,356	19,273	83
2301J039 Transport for students - buses		0	156,219	99,834	56,385
2308C062 Overseas scholarship		(18,409,085)	18,727,560	15,387,778	3,339,782
2308G004 Special consideration student		(1,000,000)	1,000,000	1,000,000	0
2402H090 General manager for kssl		0		0	0
2408I073 CEO for tourism development		0		0	0
2409J013 Outer island mobile towers		0	2,327,991	527,751	1,800,240
2409L054 Microsoft office licenses for Government Use				0	0
2501L046 Infrastructure maintenance fund		(3,000,000)	5,036,261	3,935,315	1,100,946
2501M042 Account opening pilot project			41,099	7,355	33,744
2502I001 Copra price scheme		(40,000,000)	29,041,000	30,175,979	(1,134,979)
2502I068 Kiribati Financial Mgm't Infor			1,500,000	1,212,850	287,150
2504A051 SOE reform programme		(62,537)	5,000	4,620	380
2504C056 Overseas referral - Stranded				0	0
2504I028 Development partners forum		0			
2504I057 Embraer Aircraft				0	0
2504K011 2020-2023 KDP Consultations		0		0	0
2504K041 COVID-19 Relief Package			55,022	55,022	0
2504K059 Covid-19 Relief Package			464,000	464,000	0
2504K069 Port to Eligible stranded nationals (Unemployment stiumus pack)			771,357	166,101	605,256
2504K071 COVID-19 Emergency Response - (Cargo Buffer)			1,331,597	2,457,127	(1,125,530)
2504K080 Support to stranded I-Kiribati				0	0
2504L003 Repat Stranded Nationals Overs		0		0	0

.....
Mr. Toromon Metutera
Accountant General
Ministry of Finance and Economic Development
30th June 2023
Page | 71

Details	Revenue		Expenditure		Balance
	Total Warrant	Actual	Total Warrant	Actual	
2504M063 Support to KOIL			1,906,872	1,906,872	0
2601G068 Social stability fund		(1,500,000)	2,436,589	1,692,634	743,956
2602L040 Sport Complex Maintenance				0	0
2602M046 GOK support to Commonwealth Games (Birmingham UK)			22,373	14,274	8,099
2603L039 Support Fund for Unemployed		(32,400,000)	32,400,000	31,333,986	1,066,014
2701F136 Expansion of Tungaur central h			204,112	130,192	73,920
2704H108 Outer island infrastructure pr			1,920,000	720,217	1,199,783
2705F135 Public and communal toilets fo			59,035	26,937	32,098
2706I086 Water Tanks for household on B				0	0
2706L010 Improving Banaba & Temwaiku wat		0	76,689	0	76,689
2706L034 South Tarawa Water Supply		0	488,766	143,842	344,923
2709I049 Outer island access & passages				0	0
2709I096 Infrastructure maintenance fun		0		0	0
2901K057 Line & Phoenix Senior Seco sch		(1,000,000)	1,000,000	680,918	319,082
2901L041 Kiritimati Mini Stadium Maintenance				0	0
2904K048 E-Grade housing development				0	0
2905C038 Kiribati power supply, fuel		(1,000,000)	1,000,000	999,816	184
3702H106 Automated system for customs d				0	0
GOK Development Funds Total		(106,308,159)	114,114,103	102,819,860	11,294,242
GOK Revolving fund					
14024380 Passport fees		(487,437)	91,500	52,593	38,907
15023927 Beru intergrated farming		0			

.....
Mr. Toromon Metutera
Accountant General
Ministry of Finance and Economic Development
30th June 2023
Page | 72

Details	Revenue		Expenditure		Balance
	Total Warrant	Actual	Total Warrant	Actual	
1502I021 Aranuka hardward project		(813)	15,102	15,102	0
1604L081 Agricultural inputs revolving		(6,841)			
2103E037 Fishing gear		(16,834)			
2103L031 Outboard Motor Engine Spare pa		(22,708)			
2802E020 Recog.seasonal emplmt(revolvin		(33,523)			
2804C018 MTC course fees		(1,343)			
1604L080 Farm production GOK Revolving fund		(91,583)	55,179	141,589	(86,410)
GOK Revolving fund Total		(661,082)	161,781	209,283	(47,503)
India					
2702H115 Solar light kits for household		0			
2702I012 PV solar mini off-grid for rua		0	8,458	2,868	5,590
India Total		0	8,458	2,868	5,590
ISA					
2702M027 Solarization of Junior Secondary Schools			49,867	44,475	5,392
ISA Total			49,867	44,475	5,392
Italy					
2702I038 PV solar off-grid system for f				0	0
2702J005 Sustainable Water Supply Rural			204,479	92,438	112,041
2702L023 PV solar off-grid system 4 sch			206,561	198,877	7,684
Italy Total			411,040	291,315	119,725

Handwritten signature

.....
Mr. Toromon Metutera
Accountant General
Ministry of Finance and Economic Development
30th June 2023
Page | 73

Details	Revenue		Expenditure		Balance
	Total Warrant	Actual	Total Warrant	Actual	
Japan					
1502I017 TUC Garbage Truck			3,369		3,369
2103L028 Tanaea Hatchery Renovation		0	132,716	130,962	1,755
2103L030 FAO FISHFAD Project		0	27,493	13,780	13,713
2203K024 Betio Clinics rehabilitation p			51,716	0	51,716
2211J002 Linnix dental lab			25,620		25,620
Japan Total		0	240,914	144,741	96,173
KOIL					
2103L037 Koil Support to Renewable Energy Sector		(16,352)			
KOIL Total		(16,352)			
Korea					
1502H062 TUC garage tools (Extension of			6,067		6,067
Korea Total			6,067		6,067
LDS					
2201M061 Essential Medicines and Medical supplies of covid19		(204,307)	204,307	202,353	1,955
LDS Total		(204,307)	204,307	202,353	1,955
MFAT					
0901M065 Support to the Photography competition during the resilience		(210)	210		210
1602N001 Solid waste mangement Phase III		(315,940)			

.....
Mr. Toromon Metutera
Accountant General

Details	Revenue		Expenditure		Balance
	Total Warrant	Actual	Total Warrant	Actual	
2506M004 Kiribati Population register Development project			167,071	81,611	85,460
2706M076 Kiribati World Toilet Day -MFAT		(600)	600		600
2706M077 Kiribati World Toilet Day - Rotomould		(700)	700		700
MFAT Total		(317,450)	168,581	81,611	86,970
NZAID					
2706M022 Kiribati world water day		(500)	500	320	180
NZAID Total		(500)	500	320	180
NZAP/MFAT					
0905K010 Emergency resp to affected Isl			18,365	13,164	5,202
0905M005 Temaiku Project (Support fund)		0	10,846	10,516	330
1401L058 Support for UN Affairs and Communications Officer Position		0	12,181	8,505	3,676
1602H007 Solid waste mgnt UDP phaseII		0	373,274	378,816	(5,542)
2103H093 Joint kiribati sustainable fis		0	827,384	751,167	76,217
2201J021 Kiribati Australia health sect		(1,413,560)	889,921	543,712	346,209
2201K016 Quick fix maintenance fund			82,487	78,795	3,692
2201L052 Public Health Clinic		0	1,246,470	691,266	555,204
2203H036 Diabetic retinopathy project		0	32,032	14,726	17,306
2203H046 National tb & leprosy program				0	0
2203H071 Combat NCDs in Kiribati			15,832	14,376	1,456
2203K030 Kiribati NCD's Stragetie Plan		(18,763)	764,557	386,197	378,360
2203L049 COVID19 Vaccine DeploymentPlan		0	1,245,426	1,111,354	134,072

.....
Mr. Toromon Metutera
Accountant General

Details	Revenue		Expenditure		Balance
	Total Warrant	Actual	Total Warrant	Actual	
2311L071 Outerislands school project ma		0	2,622,117	715,181	1,906,936
2401E228 Kiribati Maritime Safety Progr		0	243,081	181,082	61,999
2504K018 COVID-19 project		0			
2504L017 Finalisation Kiribati Deveplan		0		0	0
2603K062 Development skills training				0	0
2702L066 Kiribati Utilities Reform Prog		(2,194,303)	1,931,094	1,931,094	0
2706I040 Water Security Support for S.T		(899,970)	899,970	899,970	0
28054497 MTC institutional strengthenin			98,570	45,403	53,167
2904L058 E-Grade Housing Deveplment				0	0
NZAP/MFAT Total		(4,526,596)	11,313,607	7,775,325	3,538,282
Observer Fund					
2504M033 Eita Village Maneaba			6,681	6,681	0
Observer Fund Total			6,681	6,681	0
ONOC					
2602M045 Commonwealth Games Birmingham UK		(68,862)	68,862	68,812	50
ONOC Total		(68,862)	68,862	68,812	50
Others					
0904F100 Seismic station support					
0904K079 Support development KMS Strate		(6,891)	12,124	4,184	7,940
0904L047 Support for KMS Conference Sys		0	11,220	3,994	7,226
0904L048 Wave Buoy Deployment		0		0	0

.....
Mr. Toromon Metutera
Accountant General
Ministry of Finance and Economic Development
30th June 2023
Page | 76

Details	Revenue		Expenditure			Balance
	Total Warrant	Actual	Total Warrant	Actual	Actual	
0904L059 Consultation&DevelopMeteorolog		0	5,555	5,550	5	
1103K058 Diploma in Justice				0	0	
1103K085 Allowances Diplo injustice USP		(15,060)				
1502F133 Maman Kaburara causeway			38,028	5,748	32,280	
1503H007 Solid waste mgnt - UDP phase2			88,887	76,190	12,697	
1504J052 National cultural day 2019		(1,000)				
1601I061 PIPA Trust		(104,602)	72,263	72,263	0	
1602I050 Minamata initial assessment			34,666	3,591	31,075	
1602K072 Kiritimati Island Conservation		(236,240)	241,957	237,052	4,905	
1602L061 Fourth National Biosafety Rept		0	19,104	16,112	2,992	
1604I082 Pacific Soil Management		0	6,245	1	6,244	
1604K025 Resilient Islands/Communities			4,425	0	4,425	
1604K064 Support World Food Day Activit		(4,720)	287	1,013	(725)	
1803I036 Enhancing Inclusive Sustainabl				0	0	
2101F048 MFMRD boat&engine procurement			302,433	160,858	141,575	
2103L084 Community based fisheries mang		(235,711)	212,445	183,127	29,318	
2202M020 Hepatitis (HOPE)		0	8,614	8,614	0	
2203G081 Kiribati trachoma program		(18,856)	205,740	167,449	38,291	
2203G132 Diabetic retinopahty				0	0	
2203I045 National leprosy Elimination P		(37,759)	37,759	27,067	10,692	
2304M032 Kiribati Innovative Funding Project		(12,568)	8,190	5,164	3,027	
2306I014 Improving Teachers' Quality (K		(2,069)	2,000	883	1,117	
2402M006 Marine Buoy		0	54,686	52,333	2,352	
25020000 Unallocated credits		(533,978)				

.....
Mr. Toromon Metutera
Accountant General

Details	Revenue		Expenditure		
	Total Warrant	Actual	Total Warrant	Actual	Balance
2506M016 Kiribati Population Register D		(23,587)	49,213	33,531	15,682
2706J056 Sanitation roadmap addendum			235,684	114	235,570
2908H007 Solid waste mgnt - UDPII			4,838	0	4,838
0904N037 MET Reimbursement frm Bureau o		(570)			
1601N033 Promoting Env'tal Sound Mgm't		(86,422)			
1604N034 ALD Farm Temaiku Reimbursement		(5,600)			
Others Total		(1,325,633)	1,656,362	1,064,838	591,524
Pacific Island Farmers					
1604M003 In Support of KOFA reviving			4,805	1,795	3,010
Pacific Island Farmers Total			4,805	1,795	3,010
Pacific Labour Facility (PLF)					
2802M079 Salaries for labour officers and Assistant labour officers		(21,959)	21,959	20,915	1,044
Pacific Labour Facility (PLF) Total		(21,959)	21,959	20,915	1,044
PPIU,Samoa					
1803M060 Awareness and promotion of Pacer plus Kiribati		(26,000)	26,000	13,471	12,529
PPIU,Samoa Total		(26,000)	26,000	13,471	12,529
PRC					
0901K028 Small Grants		(2,000,500)	2,151,000	1,683,801	467,199
0901K035 Kiribati National Day Support		(100,000)	100,000	95,679	4,321

Details	Revenue		Expenditure		Balance
	Total Warrant	Actual	Total Warrant	Actual	
0901K049 Disaster Resilience Fund		(2,012,476)	4,110,887	2,289,179	1,821,708
0901M049 Draught Assistance		(60,000)			
0901M058 PRC Support to Ministerial commitment Project		(500,000)	500,000	360	499,640
0905M070 COP27		(10,000)			
1001K048 In service Training PRC		(170,000)	340,000	308,471	31,529
1001M055 Support to Kiribati Delegation in attending the UNTOC		(23,134)	23,134	23,041	93
1401L001 Stranded Nationals Repatriation				0	0
1502K034 Upgrading of social facilities		(1,000,000)	1,917,651	1,453,669	463,982
1502N007 North Tarawa Police Office and Cell		(85,744)			
1502N008 Beru Police Office and Cell		(147,542)			
1502N009 Maiana Police Office and Cell		(138,548)			
1502N010 Abaiang Police Office and Cell		(180,452)			
1502N011 Teabike College Project Phase I		(480,666)			
1601L075 MELAD week prize Donation				0	0
1602L051 Food System National Dialogue		0			
1604L076 Tobwaan Te Maiuraoi Farm (PRC)		0	55,336	75,000	(19,664)
1802M040 Innovation & Entrepreneurship		(56,400)	56,400	55,208	1,192
2201K026 Medical Fund		(400,000)	800,000	715,052	84,948
2301M056 Charter for trucks		(154,005)	154,005	105,031	48,974
2301M078 Award for Students		(22,000)			
2401L083 Tug and Barge for Kiribati National Shipping Line Ltd (KNSL)		0		0	0

.....
Mr. Toromon Metutera
Accountant General
Ministry of Finance and Economic Development
30th June 2023
Page | 79

Details	Revenue		Expenditure		Balance
	Total Warrant	Actual	Total Warrant	Actual	
2401M043 Purchase of a landing craft for the line and phoenix islands		(4,540,000)	4,540,000	4,540,000	0
2504L062 Covid-19 Vaccine roll out and transport		0		0	0
2504M002 Embraer - AKL Fleet Financing Project			7,280,000	7,530,514	(250,514)
2504M051 Covid-19 Support (KPS COVID-19 Reimbursement)			290,945	290,936	9
2504N026 Anti COVID-19 Cooperation Fund PRC		(293,815)			
2604L060 Youth & Children Got Talent		0			
2606K052 Social stability fund		(500,000)	746,409		746,409
2701M019 Solar Kits Donation			3,000	3,019	(19)
2706N012 Reverse Osmosis Sea Water Desalination Plant-Emergency Drought Relief		(1,340,000)			
2709L026 Buota Submerged Causeway			299,040	162,336	136,704
PRC Total		(14,215,282)	23,367,807	19,331,297	4,036,511
SPC					
0901G090 Building safety&resilience in				0	0
1602H092 GEF Pacific International Wate		0		0	0
2203D096 Enviromental health inspection		(160)			
2307J020 SPFSC exam administration		0		0	0
2308I072 Pacific Is Literacy & Numeracy			7,375	8,245	(870)
2504H092 Acquittal-GEF International water Ridge to Reef project			19,423	19,438	(15)
2706L016 Enhancing Sustainable Water Se		(54,927)	43,336	72,948	(29,612)
2709L019 Managing Water Scarcity Resour		(361,950)	375,847	64,428	311,420

Details	Revenue		Expenditure		Balance
	Total Warrant	Actual	Total Warrant	Actual	
SPC Total		(417,037)	445,981	165,059	280,923
SPREP					
09011923 World weather watch(SPREP)		(35,931)	49,307	20,128	29,179
0904L029 Support World Meteorological d		0		0	0
0905M080 Support to COP27 Preparatory		(14,481)			
1602DI07 National e-waste management			4,803	1,800	3,003
2103I101 Pacific Partnership on Ocean Ac		0		0	0
2504D055 Acquittal HP Montreal Protocol (HPMP stage1)				0	0
SPREP Total		(50,412)	54,110	21,928	32,182
UK					
2602G015 Sport Incentive for Pacific Game			4,500	4,500	0
UK Total			4,500	4,500	0
UN Women					
2605H060 Essential services program				0	0
2605H075 Strengthening peacefull villag		(492,052)	585,529	469,091	116,438
UN Women Total		(492,052)	585,529	469,091	116,438
UNDP					
1602J061 SAICM III		(103,783)	117,438	25,453	91,985
1602L078 Enhancing local food security		0		0	0
1603K037 GEF support to report against			19,915	35,660	(15,745)

Details	Revenue		Expenditure		Balance
	Total Warrant	Actual	Total Warrant	Actual	
1701E208 Anti-corruption programme		0			
1801L007 Kiribati Trade Development		0	92,372	134,055	(41,683)
2203I013 HIV/TB		(240,555)	240,555	240,555	0
2203I030 HIV/TB Program		0			
2308I076 Community & School Based Famil		0	193,938	160,213	33,725
2504K083 Kiribati Parliament open Day 2020				0	0
UNDP Total		(344,338)	664,219	595,936	68,282
UNE					
1602M015 Biennial update report 2022 tranche		(69,439)	137,932	99,952	37,981
1604M017 Implementation of the Montreal Protocol ISP Phase V111		(54,825)	54,825	44,109	10,716
UNE Total		(124,264)	192,757	144,061	48,696
UNEP					
1602E021 Third national communication R			78,550	17,475	61,075
1602G061 Biennial update report to unfc		(68,493)	71,280	497	70,783
1602G101 Survey of ods alternatives at			1,299	1,299	0
1602H008 Persistent organic pollutant gl			3,231	426	2,805
1602H009 Persistent organic pollutants		0			
1602J026 Enabling activities for HFC ph			313	0	313
1602J032 Third National Biosafety Repor				0	0
1602J042 HCFC phase out mnngt plan stage			6,433	563	5,871
1602L050 Imple Montreal Phase V		0	14,738	4,421	10,317

Details	Revenue		Expenditure		Balance
	Total Warrant	Actual	Total Warrant	Actual	
1602L064 HCFC Phase - out Management plan stage 111			10,399	1,731	8,668
1602M029 HPMP Stage II Tranche I		0	34,097		34,097
16033708 Implementing montreal Protoco				0	0
16031079 Kiribati 6th national report t		0	16,070	3,448	12,622
1604E062 Soil health improv.project				0	0
2504L061 Acquittal - Schmidt Ocean Institution's refund of MSR fee				0	0
UNEP Total		(68,493)	236,411	29,860	206,550
UNESCO					
0905L070 Kiribati Nation Tsunami Suppor		0		0	0
2901L056 Improving Water system on Kiri		0		0	0
UNESCO Total		0		0	0
UNFPA					
2203K015 Sexual Reproductive Health & F			246,977	168,144	78,834
2604I063 Integrated sexual reproductive		(257,563)	136,075	98,010	38,065
UNFPA Total		(257,563)	383,052	266,153	116,899
UNICEF					
0905L014 Strengthening Emerg Risk Mngmt		0		0	0
1201M059 Child protection raising awareness intervention		(3,250)	3,250	3,250	0
2203H065 Child health program		0			
2203J035 Implementation of child health			138,120	145,436	(7,316)

Handwritten signature

Details	Revenue		Expenditure		Balance
	Total Warrant	Actual	Total Warrant	Actual	
2203K003 National Measles and D & V out				0	0
2203L004 National Child Health Program				0	0
2203L027 Develop National Deployment Va		0		0	0
2203L032 Risk Communication Project		0	48,347	36,479	11,867
2203M014 Whooping Cough supplementary doses on S.Tarawa			36,417	33,543	2,873
2213H072 Was in health care facilities		0	69,318	60,665	8,652
2301F074 Development of ESSP 2016-19		0		0	0
2301I067 Early Learning & Quality Educa		(92,978)	49,777	49,377	400
2301J072 Early childhood dev.national f		(25,212)	33,236	44,462	(11,227)
2304J007 Child Protection in School Pol		0	35,922	18,461	17,461
2304L009 National School level conting		(18,147)	18,147	15,415	2,732
2304L053 MICS Eagle & Education Statisc		(7,090)	7,090	6,946	144
2304M053 National Consultation for the Development of the Government		(3,690)	3,630	2,943	688
2304M057 Safe School Operation SOP Training		(2,325)	2,325		2,325
2306L009 Educational System Covid-19 prevention, control, response			43,600	42,800	800
2306L018 Education System Covid 19 prevention, control, response for remote		(5,325)	142,847	109,480	33,368
2308L057 Parents & Community Semisizati		0		0	0
2308M038 Kiribati Quality standards			17,812	12,962	4,850
2311K061 Kiribati WASH from the Start		0	18,699	10,565	8,134
2315M052 Digital Kiribati Quality Students Data Collection for 2022		(33,989)	33,989	27,204	6,785
2604L067 Child Protection Facilitation		(36,160)	89,938	52,839	37,099

[Handwritten signature]

Details	Revenue		Expenditure			Balance
	Total Warrant	Actual	Total Warrant	Actual	Actual	
2705M039 Wash sector coordinator			19,460	4,284	15,176	
2706K047 WASH from the start		0	18,140	9,152	8,988	
2912K081 Wash from the Start		(183,347)	188,963	118,239	70,724	
UNICEF Total		(411,513)	1,019,027	804,504	214,523	
UNICEF (RR)						
2706M039 WASH Sector Coordinator		(19,460)				
UNICEF (RR) Total		(19,460)				
University of Sydney/Australia Respiratory Council						
2201M062 PEARL		(199,955)	93,000	53,673	39,327	
University of Sydney/Australia Respiratory Council Total		(199,955)	93,000	53,673	39,327	
UNODC						
1003M048 Supporting to outreach and advocacy events with PSO		(35,171)	35,171	8,973	26,199	
UNODC Total		(35,171)	35,171	8,973	26,199	
WHO						
2201M075 Kirimat		(10,161)	10,161	1,916	8,245	
2202L068 World Mental Health Day 2021		0		0	0	
2203G003 Service delivery comm consult				0	0	
2203H050 National Leprosy Elimination			53,686	33,100	20,586	
2203H051 Leprosy elimination - STRW		(53,686)		0	0	

Handwritten signature/initials

Details	Revenue		Expenditure		
	Total Warrant	Actual	Total Warrant	Actual	Balance
2203I044 Mental Health Gap Training for				0	0
2203J065 Rubella intergrated supplement				0	0
2203K019 Multi-sectoral NCD retreat for			2,774	374	2,400
2203L025 Trachoma Project				0	0
2203L082 Wash Gardening and physical Activity Programme in Kiribati Health Promotion		0			
2203M068 GSRSS & Covid-19		(3,912)	3,912	1,315	2,597
2205M001 National Laboratory and IPC Re		0	7,170	4,925	2,245
2210J066 Annual nursing conference 2019				0	0
2210M067 Nursing Quality Improvement Activities		(51,880)	75,098	21,379	53,718
2303N017 Rotavirus		(9,221)			
2504L082 Wash Gardening and PA in Kiribati Schools			8,998	8,998	0
2504M007 Acquittal-Nursing Acitivities		0	52,154	52,154	0
2504M008 Acquittal-National Leprosy Eli		0	25,000	25,000	0
2504M009 Acquittal- Trachoma Unutilized		0	20,926	20,926	0
WHO Total		(128,859)	259,878	170,087	89,791
Other					
0901H094 COP 23			22,813	17,771	5,042
0901I104 Ministerial Tour Commercial				0	0
1401J053 Support for national day celeb				0	0
1401J069 Support to Kiribati youth part		(16,500)			
15024490 Nonouti council living quarter			44,246	0	44,246
15024794 Teraina housing project			123,728	81,023	42,706

Details	Revenue		Expenditure			Balance
	Total Warrant	Actual	Total Warrant	Actual		
15024831 Onotoa new council office			13,000			13,000
15029003 Aranuka women center			48,000	9,279		38,721
15029006 Marakei council sea wall			14,017			14,017
15029008 Nonouti garage & tools				0		0
15029066 Tamana pre-school			44,423	3,856		40,567
15029175 Tamana cooperative society bui			6,365	2,724		3,641
15029181 Namonrua protection of coastal			30,000			30,000
15029186 Tab-South Solar pump and water			148,044	0		148,044
1502C021 Abaiang Police office and cell			150,452			150,452
1502C023 Beru Guest House			13,483	11,138		2,345
1502H015 Upgrading of butaritari island				0		0
1502H016 Upgrading of Marakei Island Co				0		0
1502H017 Upgrading of island council ma			5,004			5,004
1502H019 Upgrading of island maneaba-TUC			6,747	1,488		5,259
1502H020 Upgrading BTC island council M				0		0
1502H023 Upgrading of Aranuka Is Coun M			7,367	0		7,367
1502H029 Upgrading Beru council maneaba			34,397	5,085		29,313
1502H032 Upgrading Arorae Island council			8,868			8,868
1502H034 Upgrading of Tabuaeran Maneaba			7,603	0		7,603
1502I019 Aranuka Is Councils Material,				0		0
1502I022 Maiana New Council Office Supp			107,718	54,405		53,314
1502I084 Arorae Council Living Quarters			13,812	5,827		7,985
1502J055 Banaba maneaba on s/trw			57,159	16,260		40,899
1502L022 Nikunau Terminal Project			139,931	51,256		88,675

Details	Revenue		Expenditure		Balance
	Total Warrant	Actual	Total Warrant	Actual	
1502M024 Nikunau Revolving Fund			50,000		50,000
1604F146 Saw milling of senile coconut		(1,109)	36,200	7,358	28,842
1801I070 Outer island cargo sheds			766,112	6,198	759,914
1803I047 Kiritimati copra mill			772,912		772,912
2203D055 Leprosy elimination program				0	0
2303G027 JSS rehabilitation phase				0	0
2303J046 KGV dormitories stage one			330,900	217,063	113,837
2901L021 Rehabilitation of Teraina Tewarua Passage			35,037	32,309	2,728
Other Total		(17,609)	3,038,339	523,039	2,515,300
Pacer Plus Implementing Unit					
2309N032 US Corner Equipment - KNLA		(8,254)			
Pacer Plus Implementing Unit Total		(8,254)			
Grand Total		(142,803,091)	169,864,477	141,505,091	28,359,386

STATEMENT XVII: BALANCES ON SUSPENSE ACCOUNT

For the Year Ended 31st December 2022

Details		Amount
SUSPENSE ACCOUNT		35,362,368
Net Movement on Suspense Account		
2022	Q0057	Salary allotment (11,396)
	F0070000063A	No.6 Stabex Fund (482,353)
	O0050006015A	Constabuly reward (138)
	M0030000020A	Taipei Petty Cash (9,670)
	M0030000018A	Taipei Bank Account (356,118)
	M0031000019A	Banaba 250
	M0031000024A	Kanton 4,000
	O0050006024A	Police fund 5,517
	M0032000024A	Orona State Fund 10,542
	M0030000017A	PPI (977,254)
	M0033000028A	Taipei RBC 863,537
	T0059000003A	Rent ANS 8,658
	O0050006114A	Forum Fisheries (486)
	M0033	RBCs 1,586,606
	M0033000027A	KHC RBC 6,150,758
2021		(849,183)
2020		16,004,162
2019		1,376,865
2018		2,013,114
2017		5,142,983
2016		2,070
2015		(5,103)
2014		0
2013		4,885,006
TOTAL		35,362,368



.....
Mr. Toromon Metutera
Accountant General

Ministry of Finance and Economic Development
30th June 2023

**STATEMENT XVIII: UNAUTHORISED EXPENDITURE BY
MINISTRY**

For the Year Ended 31st December 2022

Ministry Name	Ori Budget	Rev Budget	Actual	Balance
30 Debt Servicing	4,090,103.61	4,194,021.91	4,576,495.29	(382,473.38)



.....
Mr. Toromon Metutera
Accountant General

Ministry of Finance and Economic Development
30th June 2023

STATEMENT XIX: CASH IN TRANSITS (RBC)

For the Year Ended 31st December 2022

Local Government	GL Code	This Year	Last Year
Abaiang	M0033000003A	2,890	(12,322)
Abemama	M0033000004A	1,975	81,992
Aranuka	M0033000005A	0	42,758
Arorae	M0033000006A	1,960	(23,070)
Beru	M0033000007A	400,125	67,309
Butaritari	M0033000008A	2,625	(77,033)
Kuria	M0033000009A	0	(51,596)
Maiana	M0033000010A	465	184,013
Makin	M0033000011A	0	(103,246)
Marakei	M0033000012A	2,400	152,266
Nikunau	M0033000013A	7,770	88,690
Nonouti	M0033000014A	0	(3,170)
Onotoa	M0033000015A	0	20,899
Tab Nth	M0033000016A	140,000	218,347
Tab Sth	M0033000017A	770	(70,312)
Tamana	M0033000018A	0	(82,163)
Banaba	M0033000019A	0	4,195
Kiritimati	M0033000020A	0	(17,071)
Fanning	M0033000021A	0	1,175,682
Washington	M0033000022A	915	316,656
Abaokoro	M0033000023A	1,170	18,911
Kanton	M0033000024A	0	12,284
Kiribati High Commission	M0033000027A	0	6,150,758
Mission in Taipei	M0033000028A	0	863,537
Mission in New York	M0033000029A	0	0
Postmaster Bairiki	M0033000601A	0	6,353
Post Office -Bikenibeu	M0033000602A	0	12,764
Postmaster Betio	M0033000603A	0	1,610
Total Cash in Transit		563,065	8,979,041



.....
Mr. Toromon Metutera
Accountant General

Ministry of Finance and Economic Development
30th June 2023

STATEMENT XX: REVENUE EQUALISATION RESERVE FUND AND CASH TRUST
For the Year Ended 31st December 2022

TYPES OF INVESTMENT BY MANAGERS	RERF			CASH TRUST		
	Northern Trust V006000200A	Blackrock V006000204A	RERF Total F007000060A	State Street V006000203A	State Street V006000203A	State Street Total F007000065A
OPENING MARKET VALUE	486,924,828	865,751,786	1,352,676,613	0	155,833,097	155,833,097
CONTRIBUTIONS	0	0	0	0	0	0
CASH TRANSFER IN	0	0	0	0	0	0
CASH TRANSFER OUT	0	0	0	0	0	0
CASH REDEMPTIONS	0	(161,674)	(161,674)	0	0	0
ASSET TRANSFER IN	0	0	0	0	0	0
ASSET TRANSFER OUT	0	0	0	0	0	0
SUBSCRIPTIONS	0	0	0	0	0	0
LESS DRAWDOWNS	0	0	0	0	0	0
ADD: INCOME	486,924,828	865,590,112	1,352,514,940	0	155,833,097	155,833,097
Dividend Income	0	32,133,170	32,133,170	0	0	0
Interest Income	0	0	0	0	0	0
Bond Interest Income	10,666,130	0	10,666,130	0	2,120,980	2,120,980
Cash Interest	(5,213)	0	(5,213)	0	0	0
Other Income	0	0	0	0	0	0



.....
Mr. Toromon Metutera
Accountant General

TYPES OF INVESTMENT BY MANAGERS	RERF		RERF Total	CASH TRUST		
	Northern Trust V0060000200A	Blackrock V0060000204A		State Street V0060000203A	State Street V0060000203A	State Street Total F0070000065A
Settlement Variance	0	0	0	0	0	
Currency Gain/Loss Security Settlement	0	0	0	0	0	
Currency Gain/Loss on FX Settlement	0	0	0	0	0	
Currency Gain/Loss on Interest Received	0	0	0	0	0	
Currency Gain/Loss on Dividend received	0	0	0	0	0	
Currency Gain/Loss on Tax refund received	0	0	0	0	0	
Currency Gain/Loss on Margin Variation	0	0	0	0	0	
Average Gain/Loss on currency disposal	0	0	0	0	0	
Amortization /Accretion - Bond Interest Income	(1,655,201)	0	(1,655,201)	0	0	
Realized Gain or loss	(828,576)	34,859	(793,717)	0	0	
Unrealized Exchange Gain or Loss	8	0	8	0	0	
Average Currency Gain/Loss	0	0	0	0	0	

TYPES OF INVESTMENT BY MANAGERS	RERF			CASH TRUST		
	Northern Trust V0060000200A	Blackrock V0060000204A	RERF Total F0070000060A	State Street V0060000203A	State Street V0060000203A	State Street Total F0070000065A
Average Security Gain/Loss	0	0	0	0	0	0
Miscellaneous Income	0	0	0	0	0	0
Total Income	8,177,148	32,168,029	40,345,177	0	2,120,980	2,120,980
LESS: EXPENSES						
Bond withholding tax expense	0	0	0	0	210,748	210,748
Management fees	306,871	0	306,871	0	0	0
Custodian Fees	74,046	0	74,046	0	0	0
Tax Expenses	0	0	0	0	0	0
Other Fees	0	0	0	0	0	0
Total Expenses	380,916	0	380,916	0	210,748	210,748
Net Income	7,796,231	32,168,029	39,964,261	0	1,910,232	1,910,232
LESS: OPENING UNREALIZED APP/DEP	8,655,984	272,421,066	281,077,049	0	0	0
ADD: CLOSING UNREALIZED APP/DEP	(53,386,192)	135,627,216	82,241,024	0	0	0

.....
Mr. Toromon Metutera
Accountant General

TYPES OF INVESTMENT BY MANAGERS	RERF		RERF Total	CASH TRUST		
	Northern Trust V0060000200A	Blackrock V0060000204A		State Street V0060000203A	State Street V0060000203A	State Street Total F0070000065A
Net Gain/Loss on Unrealized APP/DEP	(62,042,175)	(136,793,849)	(198,836,025)	0	0	0
CLOSING MARKET VALUE	432,678,884	760,964,292	1,193,643,176	0	157,743,329	157,743,329



.....
Mr. Toromon Metutera
Accountant General

STATEMENT XXI: CASH FLOW STATEMENT
For the Year Ended 31ST December 2022

Details	Notes	This Year	Last Year
Cash Flow from Operating activities			
Cash received from Clients			
Cash Receipt from Fishing		141,020,386	169,374,034
Cash Receipt from Tax		62,980,228	65,970,392
Cash Receipt to finance Development Projects		142,803,091	89,558,649
Interest received		270,789	96,460
Dividend		2,069,101	4,535,812
Budget Support		14,323,514	3,500,000
Open Ship registration fee received		139,230	203,432
Cash reception from LM activities		12,770,238	6,278,678
Total Cash Received		376,376,578	339,517,456
Cash Paid to Suppliers & Employees			
Cash Paid for LCDF		105,543,372	48,790,748
Cash Paid for the Implementation of Projects		141,505,091	77,129,755
Cash Paid for other Commitments		60,438,337	104,880,519
Cash Paid for PE		96,978,759	97,346,762
Cash Paid for LM OC		39,945,268	38,296,495
Cash Paid for Debt Servicing		4,576,495	3,739,921
Total Cash Paid		448,987,321	370,184,200
Net Cash received/(Used) from operating activities	V(1)	(72,610,743)	(30,666,744)
Cash Flow from Investing activities			
Cash Paid for Investment at State Street		0	0
Total received/Used in investing activities		0	0
Cash from Financing activities			
Net Cash Receipt from Special Funds		971,057	1,166,485
Total Cash Received from Financing activities		971,057	1,166,485
Net Cash Increase/(Decrease) at year ending		(71,639,686)	(29,500,259)
Rounding off difference		(71,639,686)	(29,500,259)
Add: Cash at bank at 01st of January		260,486,672	289,986,931
Cash at Bank as at 31st December		188,846,985	260,486,672
Note V(1)			
Reconciliation of Cash received from operating activities to Net Receipts		2,022	2,021
Recurrent		(73,908,744)	(43,095,637)
Development		1,298,001	12,428,894
Net Receipts		(72,610,743)	(30,666,744)
Add: Change in Balance Sheet Items			
Suspense account		(6,792,454)	849,183
Public Officers Advances		(1,441,363)	487,542
Deceased Native Estates		269,335	297,599

.....
Mr. Toromon Metutera
Accountant General

Ministry of Finance and Economic Development
30th June 2023

Details	Notes	This Year	Last Year
Public Officers		3,557	2,771
Sundry Deposits		(265,863)	(753,772)
Telmo		1,955,124	684,278
Other Investments		5,451,322	
Adjustment to retain earnings		820,342	(1,567,600)
Cash received from Operating activities		(72,610,744)	(30,666,744)



.....
Mr. Toromon Metutera
Accountant General

Ministry of Finance and Economic Development
30th June 2023

Statement as per IPSAS Standard

Statement as per IPSAS Standard

Statement of Financial Position

As at 31st December 2022

Description	Schedule Reference	Current Year	Previous Year
		AUD	AUD
ASSETS			
Current Assets			
Cash and Cash Equivalents			
Cash at Bank	I	184,388,285.06	248,112,892.73
Cash in Hand	II	3,895,635.36	3,394,737.83
Cash in Transit	III	563,065.00	8,979,041.14
Advances from The Consolidated Fund	IV	11,162,147.81	9,720,785.21
TOTAL CURRENT ASSETS		200,009,133.23	270,207,456.91
Non-Current Assets			
Investment In RERF	V	1,193,643,175.52	1,352,676,613.38
Other Investments	VI	167,368,246.28	172,819,568.02
Suspense	VII	35,362,367.85	28,569,913.86
TOTAL NON-CURRENT ASSETS		1,396,373,789.65	1,554,066,095.26
TOTAL ASSETS		1,596,382,922.88	1,824,273,552.17
LIABILITIES			
Current Liabilities			
Payables			
Deceased Native Estates		1,965,621.85	1,696,287.32
Public Officers	VIII	20,810.53	17,253.46
Sundry Deposits	IX	5,846,763.36	6,112,626.72
Telmos & Posmo	X	9,925,033.43	7,969,908.95
TOTAL CURRENT LIABILITIES		17,758,229.17	15,796,076.45
Non Current Liabilities			
TOTAL NON-CURRENT LIABILITIES		0.00	0.00
TOTAL LIABILITIES		17,758,229.17	15,796,076.45
NET ASSETS		1,578,624,693.71	1,808,477,475.72
NET ASSETS/ EQUITY			
Capital Contributed by			
Reserves			
Revenue Equalization Reserve Fund (RERF)	XI	1,193,643,175.52	1,352,676,613.38
Other Funds	XII	176,756,740.91	175,655,668.85

.....
Mr. Toromon Metutera
Accountant General

Ministry of Finance and Economic Development
30th June 2023


Description	Schedule Reference	Current Year	Previous Year
		AUD	AUD
Accumulated Surpluses/ (Deficits)			
Consolidated Fund		62,628,803.05	136,742,828.88
Development Fund		130,411,530.90	129,112,980.27
Special Fund	XIII	15,184,443.33	14,289,384.34
NET ASSETS/ EQUITY		1,578,624,693.71	1,808,477,475.72



.....
Mr. Toromon Metutera
Accountant General
Ministry of Finance and Economic Development
30th June 2023
Page | 99

**Statement of Financial Performance (Consolidated Fund)
For the Year Ended 31st December 2022**


Description	Schedule Reference	Original Budget [current Year]	Revised Budget [Current Year]	Actual [Current Year]	Over/- Under	Actual [Previous Year]
		AUD	AUD	AUD	AUD	AUD
REVENUE						
Taxes	XIV	54,379,789.00	54,379,789.00	63,016,854.64	8,637,065.64	66,058,763.23
Fees, Fines, Penalties and Licenses	XIV	200,000,000.00	200,000,000.00	141,020,386.45	(58,979,613.55)	169,374,033.75
Fishing License and Fishing related Activities	XIV	27,729,737.00	27,729,737.00	4,718,194.25	(23,011,542.75)	4,924,302.61
Other Fees, Fines, Penalties and Licenses						
Revenue from Exchange Transactions						
Transfers						
Other Revenue	XIV	23,068,753.00	23,068,753.00	24,818,051.21	1,749,298.21	9,601,707.58
TOTAL REVENUE		305,178,279.00	305,178,279.00	233,573,486.55	(71,604,792.45)	249,958,807.17
EXPENSES						
General Public Services	XIV-A	35,891,092.76	35,891,092.76	33,425,593.23	(2,465,499.53)	32,182,633.76
Public Order and Safety	XIV-B	18,525,628.21	18,525,628.21	17,661,903.01	(863,725.20)	17,821,061.28
Economic Affairs	XIV-C	17,217,669.40	17,217,669.40	16,340,019.09	(877,650.31)	16,572,609.34
Environmental protection	XIV-D	4,746,990.27	4,746,990.27	4,723,963.86	(23,026.41)	4,696,814.40
Housing and community amenities						
Health	XIV-E	27,760,405.10	27,760,405.10	27,377,728.79	(382,676.31)	27,241,544.93
Recreation, culture and religion						
Education	XIV-F	36,285,747.83	36,285,747.83	35,251,218.02	(1,034,529.81)	35,172,193.93
Social protection	XIV-G	2,162,262.41	2,162,262.41	2,143,600.49	(18,661.92)	1,956,399.42
Local Contribution To Development Fund (LCDF)		93,634,287.00	105,543,372.00	105,543,372.00	0.00	48,790,748.00



 Mr. Toromon Metutera
 Accountant General
 Ministry of Finance and Economic Development
 30th June 2023
 Page | 100

**Statement of Financial Performance (Development Fund)
For the Year Ended 31st December 2022**

Description	Schedule Reference	Original Budget [current Year]	Revised Budget [Current Year]	Actual [Current Year]	Over/- Under	Actual [Previous Year]
		AUD	AUD	AUD	AUD	AUD
REVENUE						
Contribution from Govt. of Kiribati	XXI-A			106,969,791.18		50,072,150.78
Contribution from Development Partners	XXI-B			35,833,850.02		39,486,497.97
TOTAL REVENUE		0.00	0.00	142,803,641.20	0.00	89,558,648.75
EXPENSES						
General Public Services	XXII-A	12,587,097.36	21,739,364.61	14,841,839.44	(6,897,525.17)	16,180,284.07
Public Order and Safety	XXII-B	3,250.00	3,250.00	3,250.00	0.00	1,255.00
Economic Affairs	XXII-C	48,277,814.85	71,094,307.46	61,478,928.73	(9,615,378.73)	36,059,500.87
Environmental protection	XXII-D	1,683,255.68	2,069,545.86	1,322,952.17	(746,593.69)	1,938,588.28
Housing and community amenities						
Health	XXII-E	8,014,317.07	14,676,371.57	11,979,715.27	(2,696,656.30)	5,720,208.96
Recreation, culture and religion						
Education	XXII-F	6,579,918.37	23,628,734.87	18,059,279.40	(5,569,455.47)	7,809,794.24
Social protection	XXII-G	13,016,193.36	36,652,902.22	33,819,125.56	(2,833,776.66)	9,420,123.80
Other Development Expenses						
TOTAL EXPENDITURE		90,161,846.69	169,864,476.59	141,505,090.57	(28,359,386.02)	77,129,755.22
SURPLUS/ -DEFICIT FOR THE YEAR		(90,161,846.69)	(169,864,476.59)	1,298,550.63	28,359,386.02	12,428,893.53
BALANCE BROUGHT FORWARD FROM LAST YEAR						
				129,112,980.27		116,684,086.74



 Mr. Toromon Metutera
 Accountant General
 Ministry of Finance and Economic Development
 30th June 2023
 Page | 102

Description	Schedule Reference	Original Budget [current Year]	Revised Budget [Current Year]	Actual [Current Year]	Over/- Under	Actual [Previous Year]
		AUD	AUD	AUD	AUD	AUD
BALANCE CARRIED FORWARD TO BALANCE SHEET				130,411,530.90		129,112,980.27



Cash Flow Statement
For the Year Ended 31ST December 2022

Details	Note	This Year	Last Year
Cash Flow from Operating Activities:			
Recurrent Revenue			
Cash Taxes	-	63,016,855	66,058,763
Fishing License and Fishing related Activities		141,020,386	169,374,034
Other Fees, Fines, Penalties and Licenses		4,718,194	4,924,303
Other Revenue (Budget Support)		24,818,051	9,601,708
Development Revenue			
Contribution from Govt. of Kiribati		106,969,241	50,072,151
Contribution from Development Partners		35,833,850	39,486,498
Total Cash received: Recurrent & Development		376,376,578	339,517,456
Expenditure: Recurrent & Development			
General Public Services		48,267,433	48,362,918
Public Order and Safety		17,665,153	17,822,316
Economic Affairs		77,818,948	52,632,110
Environmental protection		6,046,916	6,635,403
Housing and community amenities			
Health		39,357,444	32,961,754
Recreation, culture and religion			
Education		53,310,497	42,981,988
Social protection		35,962,726	11,376,523
Local Contribution To Development Fund (LCDF)		105,543,372	48,790,748
Total Cash paid R & D expenditure		383,972,489	261,563,760
Expenditure: Recurrent only			
Debt Servicing		3,070,988	2,997,610
Subsidy		14,862,538	15,639,948
Grant		7,888,625	7,109,728
Social Benefits and Assistance		27,170,793	71,367,213
Other Statutory Payments		1,505,508	742,311
Other Expenses (n.e.c]		10,516,381	10,763,629
Total cash paid Recurrent		65,014,832	108,620,440
Grand Total Cash paid		448,987,321	370,184,200
Cash used from operating activities		(72,610,743)	(30,666,744)
Cash flow from investing activities			
		0	0
Cash flow from Financing activities			
Cash received from Other Funds		1,101,072	
Cash received from Special Funds		895,059	
Net Movements in Retained Funds		(1,025,074)	774,610
Cash received from financing activities		971,057	774,610

.....
Mr. Toromon Metutera
Accountant General

Ministry of Finance and Economic Development

30th June 2023

Page | 104

Details	Note	This Year	Last Year
Net Increased/decreased in cash held		(71,639,686)	(29,892,134)
Add: Cash and Cash equivalent 1/12/022		260,486,672	290,378,805
Cash and Cash equivalent 31/12/2022		188,846,985	260,486,672
Reconciliation of Net Deficit to Cash from operating activities		This Year	Last Year
Net Excess/(Deficit) Recurrent		(73,908,744)	(43,095,637)
Net Excess/(Deficit) Development		1,298,001	12,428,894
Total Net Excess/(Deficit)		(72,610,743)	(30,666,743)
Advances from The Consolidated Fund		(1,441,363)	6,532,324
Other Investments		5,451,322	0
Suspense		(6,792,454)	(16,004,162)
Deceased Native Estates		269,335	90,174
Public Officers		3,557	125
Sundry Deposits		(265,863)	6,061,798
Telmos & Posmo		1,955,124	2,671,687
Adjustment to retained earnings		820,342	648,053
Cash used from Operating Activities		(72,610,743)	(30,666,744)



.....
Mr. Toromon Metutera
Accountant General

Ministry of Finance and Economic Development

30th June 2023

Page | 105

Notes Forming Part of Financial Statements

For the Year Ended 31 December 2022

NOTE 1. Annual Account Preparation and Presentation

The financial statements have been prepared in accordance with CAP 79 and Government Financial Regulations (June 2011) and various Regulations and/ or Policies framed thereunder by the appropriate authorities. Accordingly, in preparing the financial statements the relevant provisions of the said Act, Regulations etc. have been duly considered.

NOTE 2. Significant Accounting Policies

- a. Where CAP 79 permits a choice of accounting policy, the accounting principle which is judged to be most appropriate to the particular circumstances for the purpose of giving a true and fair view has been selected.
- b. The particular accounting principles adopted by GOK are described below. They have been applied consistently in dealing with items considered material in relation to the Accounts.
 - i. The Financial Statements have been prepared based on Cash Basis of Accounting.
 - ii. These Accounts have been prepared under the Historical Cost Convention.
 - iii. Going Concern Basis of accounting has been adopted in the preparation of the financial statements.
- c. The particular accounting policies adopted by GOK are described below. They have been applied consistently in dealing with items considered material in relation to the Accounts.
 - i. **Cash Flow Statement-** The Cash Flow Statement follows a direct method for the disclosure of cash movements in the government operating activities.
 - ii. **Foreign Exchange Rates-** The exchange rates of foreign currency transactions from all AUD Bank Accounts have been taken at the bank exchange rates on the date of the transactions. For Account No. 3 (USD Account), to arrive at the closing balance as on 31 December 2022 in AUD, the bank exchange rate on 31 December 2022 has been considered. The revenue/ loss from change in foreign currency rates have been recognized under sundry revenue/bank charges.
 - iii. **Inventories-** Inventories have been recognized as expense under Consolidated Fund statement and Development Fund Statement based on their source of fund.
 - iv. **Events after Reporting Date-** There are no events happening after 31 December 2022 and till the publication of this Annual Account, which has any material impact on the Annual Account.
 - v. **Contingent Liabilities and Assets-** The Contingent Liabilities are recognized when GOK has a present obligation (legal or constructive) as a result of past agreements entered by it and there is a probability that an outflow of fund will be required to settle these obligations and where reliable estimate of the liabilities could be made. Contingent Assets are not recognized. The list of Contingent Liability is given in *Note 4*.
 - vi. **Unallocated Revenue-** The funds credited in the development bank account but which have not been allocated to any project has been shown under this head (\$10.4 m in 2021 to \$0.5m in 2022.).
 - vii. **Investment-** Investments in Northern Trust and Blackrock for Revenue Equalisation Reserve Fund have been valued at market value.

.....
Mr. Toromon Metutera
Accountant General

Ministry of Finance and Economic Development
30th June 2023

- viii. **Revenue Recognition-** Revenues Under Consolidated fund and Development Fund Statement has been recognized on cash basis i.e., as-and-when revenues have been received. The arrear revenues are shown separately in this Notes forming Part of Financial Statements (*Refer Note 3*).
- ix. **Land in Fiji** – One of the investments abroad that have been consistently valued using historical cost – the price in which it was first acquired. Revaluation is not adopted due to the lack of information regarding GoK’s plan for using such investment.

NOTE 3. Arrear Revenue

The larger arrear revenues are provided as a separate statement below. These are routine in nature and are based on actual data, collected from Line Ministries, rather than being the result of estimates or judgments applied. As GOK is following Cash Basis of accounting, the arrear revenues have not been included in the Balance Sheet but only disclosed for information purposes.

Statement of Arrear Revenue as at 31st December 2022

Details	Amount
Judiciary	
Magistrate Court	
C1102000005 Magistrate fines	4,010
Magistrate Court Total	4,010
Technical Division	
C1103000006 Practising Admission Fees	1,100
Technical Division Total	1,100
Judiciary Total	5,110
KAO	
Project	
C1905000003 Audit fees Project	6,750
Project Total	6,750
SOE	
C1903000003 Audit fees SOE	50,000
SOE Total	50,000
KAO Total	56,750
MELAD	
Agriculture	
N1604L080140 Revolving Fund	22,549
Agriculture Total	22,549
Lands	
C16030000036 Sublease rents & leases	349,422
Lands Total	349,422
MELAD Total	371,971
MICT	
Marine	
C24020000075 Licence for Foreign vess	4,800
C24020000092 Light Dues	3,501
Marine Total	8,301
MICT Total	8,301



.....
 Mr. Toromon Metutera
 Accountant General
 Ministry of Finance and Economic Development
 30th June 2023
 Page | 107

Details	Amount
MISE	
Quality Control	
C27070000132 Building permit	26,875
Quality Control Total	26,875
MISE Total	26,875
MTCIC	
Business Promotion Divison	
C18030000055 Rental small industry	2,880
Business Promotion Divison Total	2,880
MTCIC Total	2,880
MWYSA	
Sports	
C26020000051 Sports Complex	2,200
Sports Total	2,200
MWYSA Total	2,200
Grand Total	474,087

NOTE 4. Details of Contingent Liabilities are as follows:

Details	Currency	This Year	Last Year	Comments
ANZ Bank (Kiribati) Ltd				
KPF guarantee	AUD	5,411,450	5,411,450	Under Section 10 of CAP78A (Provident Fund Act 1977), the GoK guarantees to fund any obligations that are unable to be met by the KPF
Visa Business Card Facility	AUD	280,000	280,000	To meet the travelling requirements of Government Senior Government Officials and Ministries
		5,691,450	5,691,450	
Kiribati Provident Fund				
Air Kiribati	AUD	11,584,233	8,331,014	Government guaranteed loan from KPF
Development Bank of Kiribati	AUD	60,050	1,365,899	Government guaranteed loan from KPF
		11,644,283	9,696,913	
TOTAL CONTINGENT LIABILITIES (AUD)		17,335,733	15,388,363	
International Monetary Fund				
Promissory Notes 20,883,635 SDR	SDR	20,883,635	20,883,635	Promissory notes held by Kiribati for the International Monetary Fund
World Bank (a.k.a. IBRD)				
Promissory Notes 99,000 SDR				

.....
Mr. Toromon Metutera
Accountant General

Ministry of Finance and Economic Development
30th June 2023

Details	Currency	This Year	Last Year	Comments
On Call 990,000 SDR	SDR	990,000	990,000	Callable Capital held by Kiribati for the International Bank for reconstruction and Development
International Development Association				
On Call 54,000 SDR	SDR	54,000	54,000	Callable Capital held by Kiribati for the International Development Association
TOTAL CONTINGENT LIABILITIES (SDR)		21,927,635	21,927,635	

NOTE 5. The details of Un-authorized Expenditure are as follows:

Statement of Un-authorized Expenditure as at 31st December 2022

Ministry Name	Ori Budget	Rev Budget	Actual	Balance
30 Debt Servicing	4,090,103.61	4,194,021.91	4,576,495.29	(382,473.38)

NOTE 6. Suspense Account

The Suspense Account comprises of old unreconciled balances. The opening balance of Suspense Account on 1 January 2022 was \$28.57 m. During the year 2022, more such old unreconciled balances were identified and added to the Suspense Account. The list of further addition to Suspense Account in 2022 is given below:

Account Head	Account Description	Amount (AUD)	Comments
Q0057	Salary allotment	-11,396	Unreconciled & Prior Period Balances
F0070000063A	No.6 Stabex Fund	-482,353	Unreconciled & Prior Period Balances
O0050006015A	Constabulary reward	-138	Unreconciled & Prior Period Balances
M0030000020A	Taipei Petty Cash	-9,670	Unreconciled & Prior Period Balances
M0030000018A	Taipei Bank Account	-356,118	Unreconciled & Prior Period Balances
M0031000019A	Banaba	250	Unreconciled & Prior Period Balances
M0031000024A	Kanton	4,000	Unreconciled & Prior Period Balances
O0050006024A	Police fund	5,517	Unreconciled & Prior Period Balances
M0032000024A	Orona State Fund	10,542	Unreconciled & Prior Period Balances
M0030000017A	PPI	-977,254	Unreconciled & Prior Period Balances
M0033000028A	Taipei RBC	863,537	Unreconciled & Prior Period Balances
T0059000003A	Rent ANS	8,658	Unreconciled & Prior Period Balances

.....
Mr. Toromon Metutera
Accountant General

Ministry of Finance and Economic Development

30th June 2023

Page | 109

Account Head	Account Description	Amount (AUD)	Comments
O0050006114A	Forum Fisheries	-486	Unreconciled & Prior Period Balances
M0033	RBCs	1,586,606	Unreconciled & Prior Period Balances
M0033000027A	KHC RBC	6,150,758	Unreconciled & Prior Period Balances
Total		6,792,454	

It is recommended that these balances as given in the table above may be charged to Consolidated Fund Statement with approval from the appropriate authorities.

NOTE 7. Consolidated Fund Statement contains a debit amount of AUD 205,282 (*previous year AUD 133,757*) towards Net Movement of Adjustments included in Schedule XX (Other Expenses Not Elsewhere Classified). This amount relates to adjustments relating to 2021, entries for which were not done in that year and hence have been done in 2022.

NOTE 8. Development Fund Statement contains a credit amount of AUD 550 (*previous year AUD 81*) towards Net Movement of Adjustments included in Schedule XXI (Donor-wise Details of Development Expenditure and Revenue- Development Fund) and Schedule XXII (Ministry-wise Details of Development Expenditure and Revenue- Development Fund)). This amount relates to adjustments relating to 2021, which were not done in that year and hence have been done in 2022.

NOTE 9. Previous year's figures have been reclassified to conform to this year's classification along with other regrouping / rearrangement wherever necessary.

.....
Mr. Toromon Metutera
Accountant General

Ministry of Finance and Economic Development
30th June 2023

Schedule I: Cash at Bank


As at 31st December 2022

Details	GL Code	Current Year	Previous Year
		AUD	AUD
No 1 Account	M0030000001A	16,437,247.49	47,086,536.18
No 3 Account	M0030000003A	38,693,763.34	23,497,966.27
No 4 Account	M0030000004A	58,495,039.40	117,080,236.62
No 5 Account (Kiritimati)	M0030000005A	(402,417.69)	(411,396.36)
No 6 Account (Stabex Fund)	M0030000006A	0.00	6,576.00
IBDs with BOK Ltd	M0030000008A	53,136,707.70	52,879,681.59
Kiribati High Com. Bank Account	M0030000017A	449,417.41	(656,403.40)
Taipei Mission Bank Account	M0030000018A	0.00	(356,117.80)
New York Mission Bank Account	M0030000019A	11,979.14	100,813.54
EFTPOS	M0030000023A	6,586,989.07	5,282,881.16
Other funds	M0030000025A	10,643,411.53	3,602,118.93
Beijing Embassy RMB Bank A/C	M0030000027A	334,306.31	0.00
Beijing Embassy USD Bank A/C	M0030000028A	1,841.36	0.00
TOTAL CASH AT BANK		184,388,285.06	248,112,892.73

Schedule II: Cash in Hand

As at 31st December 2022

Details	GL Code	Current Year	Previous Year
		AUD	AUD
Petty Cash (Recurrent)	M0030000007A	13,551.00	25,112.05
Taipei Mission Petty Cash	M0030000020A	0.00	(9,669.53)
Kiribati High Com. Petty cash	M0030000022A	126,430.36	122,279.50
Project Petty Cash	M0030000026A	616.57	685.62
Cash with Subaccountant			
Sub-Accountants (M31s)	M0031	0.00	3,937.85
State Funds - Local Governments (M32s)	M0032	3,755,037.43	3,252,392.34
TOTAL CASH IN HAND		3,895,635.36	3,394,737.83




 Mr. Toromon Metutera
 Accountant General

Ministry of Finance and Economic Development
 30th June 2023

Schedule III: Cash in Transits
As at 31st December 2022

Details	GL Code	Current Year	Previous Year
		AUD	AUD
Abaiang	M0033000003A	2,890.00	(12,321.98)
Abemama	M0033000004A	1,975.00	81,992.20
Aranuka	M0033000005A	0.00	42,758.47
Arorae	M0033000006A	1,960.00	(23,070.00)
Beru	M0033000007A	400,125.00	67,308.53
Butaritari	M0033000008A	2,625.00	(77,033.08)
Kuria	M0033000009A	0.00	(51,595.65)
Maiana	M0033000010A	465.00	184,012.55
Makin	M0033000011A	0.00	(103,245.51)
Marakei	M0033000012A	2,400.00	152,265.73
Nikunau	M0033000013A	7,770.00	88,690.15
Nonouti	M0033000014A	0.00	(3,169.89)
Onotoa	M0033000015A	0.00	20,899.13
Tab Nth	M0033000016A	140,000.00	218,346.80
Tab Sth	M0033000017A	770.00	(70,312.03)
Tamana	M0033000018A	0.00	(82,163.14)
Banaba	M0033000019A	0.00	4,195.00
Kiritimati	M0033000020A	0.00	(17,070.52)
Fanning	M0033000021A	0.00	1,175,682.06
Washington	M0033000022A	915.00	316,655.60
Abaokoro	M0033000023A	1,170.00	18,911.15
Kanton	M0033000024A	0.00	12,283.71
Kiribati High Commission	M0033000027A	0.00	6,150,758.37
Mission in Taipei	M0033000028A	0.00	863,537.10
Mission in New York	M0033000029A	0.00	0.00
Postmaster Bairiki	M0033000601A	0.00	6,353.24
Post Office -Bikenibeu	M0033000602A	0.00	12,763.54
Postmaster Betio	M0033000603A	0.00	1,609.61
TOTAL CASH-IN-TRANSIT		563,065.00	8,979,041.14



 Mr. Toromon Metutera
 Accountant General

Ministry of Finance and Economic Development

30th June 2023

Page | 112

Schedule IV: Advances from Consolidated Fund
As at 31st December 2022

Details	GL Code	Current Year	Previous Year
		AUD	AUD
C. PUBLIC OFFICERS ADVANCES			
Advances	L100A	7,033,545.81	6,437,814.61
Imprest	L200A	3,016,685.24	2,360,043.96
TOTAL PUBLIC OFFICERS ADVANCES		10,050,231.05	8,797,858.57
F. SUNDRY ADVANCES			
Unallocated Cents	K0049	32,263.45	32,263.45
Supplier double & Overpayments	K0050	208,692.37	42,325.85
Individual double & Overpayments	K0070	1,610.00	0.00
Bounced Cheques	K0048	869,350.94	848,337.34
TOTAL SUNDRY ADVANCES		1,111,916.76	922,926.64
TOTAL ADVANCES FROM CONSOLIDATED FUND		11,162,147.81	9,720,785.21

Schedule V: Investment in RERF
As at 31st December 2022

Details	GL Code	Current Year	Previous Year
		AUD	AUD
Investment with Northern Trust Asset Managers	V0060000200A	432,678,883.64	486,924,827.63
Investment with Blackrock Asset Managers	V0060000204A	760,964,291.88	865,751,785.75
TOTAL INVESTMENT IN RERF		1,193,643,175.52	1,352,676,613.38

Schedule VI: Other Investment
As at 31st December 2022

Details	GL Code	Current Year	Previous Year
		AUD	AUD
IMF No.2	V0060000105A	292,186.50	292,186.50
State street	V0060000203A	157,743,329.38	155,833,097.12
Aud A/c 55-1999 5th Anniversary	V0060000110A	23,819.40	23,819.40
Aud A/c 56-0449 10th Anniversary	V0060000124A	8,731.00	8,731.00
Investment with PIPA Trust Fund	V0060000202A	0.00	7,361,554.00
Escrow Investment (Fiji land purchase)	V0060000201A	9,300,180.00	9,300,180.00
TOTAL OTHER INVESTMENT		167,368,246.28	172,819,568.02

.....
Mr. Toromon Metutera
Accountant General

Ministry of Finance and Economic Development
30th June 2023

Schedule VII: Suspense Account
As at 31st December 2022

Details	GL Code	Current Year	Previous Year
		AUD	AUD
2022	SUSPENSE1	6,792,453.99	
2021		(849,182.85)	(849,182.85)
2020		16,004,161.66	16,004,161.66
2019		1,376,865.21	1,376,865.21
2018		2,013,114.43	2,013,114.43
2017		5,142,982.71	5,142,982.71
2016		2,070.42	2,070.42
2015		(5,103.28)	(5,103.28)
2013		4,885,005.56	4,885,005.56
TOTAL SUSPENSE ACCOUNT		35,362,367.85	28,569,913.86

Schedule VIII: Payables for Public Officers
As at 31st December 2022

Details	GL Code	Current Year	Previous Year
		AUD	AUD
Arrear Salary	Q0057	(811.50)	(11,395.56)
Save As You Earn Scheme	T0059	(19,999.03)	(5,857.90)
TOTAL PAYABLES FOR PUBLIC OFFICERS		(20,810.53)	(17,253.46)



.....
Mr. Toromon Metutera
Accountant General


Ministry of Finance and Economic Development

30th June 2023

Page | 114

Schedule IX: Sundry Deposits
As at 31st December 2022

Details	GL Code	Current Year	Previous Year
		AUD	AUD
Trade Creditors Overseas	O000000010A	0.00	1,500.00
Trade Creditors Local	O005000010A	15,247.02	8,278.53
Kir High Com KPF acc	O0050001000A	142,521.36	14,985.79
Kir High Com Insurance	O0050001001A	773.43	773.43
KHC maintenance (Cakacaka)	O0050001002A	13,283.02	13,283.02
KHC Rent	O0050006000A	(31,809.37)	(31,826.91)
Service Charge	O0050006001A	(23,786.64)	(27,557.04)
Bank Salaries	O0050006004A	(80,880.52)	(75,711.97)
KPF loan	O0050006005A	(528,323.40)	(518,934.43)
Kiribati Insurance Corporation	O0050006006A	(95,773.61)	(77,429.78)
Housing Loans	O0050006008A	(139,877.72)	(140,115.71)
Chief Registrar	O0050006010A	(126,093.63)	(61,824.40)
Linnix Service Charge	O0050006012A	(43,543.40)	(34,049.90)
Sundry Deposit for NY mission	O0050006013A	(114,079.31)	(82,762.57)
KPF clearing	O0050006014A	(498,354.44)	(524,439.53)
Constabulary Reward	O0050006015A	0.00	(138.22)
Prison Fund	O0050006024A	0.00	(33.40)
No.5 unaccounted credit	O0050006039A	(163,751.42)	(163,751.42)
Security Bond Immigration	O0050006040A	(118,258.69)	(102,258.69)
Forum Fisheries	O0050006114A	0.00	(486.39)
Employee's contribn to KPF	O0050006115A	(290,368.96)	(258,137.35)
Bank Agency arrangement	O0050006117A	6,189,200.91	5,848,439.57
Police Fund	O0050006150A	0.00	5,550.11
Outer island kpf contribution	O0050006152A	(35,752.60)	(76,935.33)
Prior periods Unclaimed Chqs	O0050006330A	(1,389,560.44)	(1,182,688.15)
No1 unidentified Credit	O0050006334A	(7,068,881.67)	(7,108,834.79)
No 5 unidentified Credit	O0050006339A	(37,193.28)	(37,517.28)
No.5 unclaimed cheques	O0050006341A	(6,867.47)	(6,867.47)
Land owners consent fee	O0050006342A	(29,250.46)	(21,336.46)
Overpayment Claims	O0050007187A	(219,794.58)	(219,794.58)
Underpayment Claims	O0050007794A	(4,495.08)	0.00
Contra Bank Statements	O0050009988A	(22,172.82)	(20,131.55)
Return of TT funds from ANZ	O0050009989A	(197,997.38)	(107,483.41)
Domaint A/C return fund - ANZ	O0050009990A	(128,579.30)	(8,800.14)
Recurrent uncollected PVs	O0050201401A	(398,056.88)	(708,992.57)
No.4 uncollected PVs	O0050201402A	(197,924.36)	(348,405.29)
Overpayment to suppliers	O0050201701A	(6,602.95)	0.00
Funds deposited into Missions	O500000010A	(209,758.72)	(58,192.44)
TOTAL SUNDRY DEPOSITS		(5,846,763.36)	(6,112,626.72)



 Mr. Toromon Metutera
 Accountant General

Ministry of Finance and Economic Development
 30th June 2023

Schedule X: TELMO Salary and POSMO
As at 31st December 2022

Details	GL Code	Current Year	Previous Year
		AUD	AUD
TELMO (P0051*, I0051*)	I0051	94,380.78	(487,760.17)
POSMO (Money Transfer)	I0053	(3,196,635.97)	(831,433.23)
TELMO (Salary)	I0052	(6,822,778.24)	(6,650,715.55)
TOTAL TELMOS		(9,925,033.43)	(7,969,908.95)

Schedule XI: Details of RERF (Reserve)
As at 31st December 2022

TYPES OF INVESTMENT BY MANAGERS	Northern Trust	Blackrock	RERF Total
	V0060000200A	V0060000204A	F0070000060A
	AUD	AUD	AUD
OPENING MARKET VALUE	486,924,827.63	865,751,785.75	1,352,676,613.38
Contributions			0.00
Cash Transfer In			0.00
Cash Transfer Out			0.00
Cash Redemptions		(161,673.56)	(161,673.56)
Asset Transfer In			0.00
Asset Transfer Out			0.00
Subscriptions			0.00
Less: Drawdowns			
	486,924,827.63	865,590,112.19	1,352,514,939.82
ADD: INCOME			
Dividend Income	0.00	32,133,169.69	32,133,169.69
Interest Income	0.00	0.00	0.00
Bond Interest Income	10,666,130.49	0.00	10,666,130.49
Cash Interest	(5,213.49)	0.00	(5,213.49)
Other Income	0.00	0.00	0.00
Settlement Variance	0.00	0.00	0.00
Currency Gain/Loss Security Settlement	0.00	0.00	0.00
Currency Gain/Loss on FX Settlement	0.00	0.00	0.00
Currency Gain/Loss on Interest Received	0.00	0.00	0.00
Currency Gain/Loss on Dividend received	0.00	0.00	0.00
Currency Gain/Loss on Tax refund received	0.00	0.00	0.00
Currency Gain/Loss on Margin Variation	0.00	0.00	0.00
Average Gain/Loss on currency disposal	0.00	0.00	0.00
Amortization /Accretion - Bond Interest Income	(1,655,201.17)	0.00	(1,655,201.17)
Realized Gain or loss	(828,576.26)	34,859.45	(793,716.81)
Unrealized Exchange Gain or Loss	8.28	0.00	8.28
Average Currency Gain/Loss	0.00	0.00	0.00
Average Security Gain/Loss	0.00	0.00	0.00

.....
Mr. Toromon Metutera
Accountant General

Ministry of Finance and Economic Development
30th June 2023

TYPES OF INVESTMENT BY MANAGERS	Northern Trust	Blackrock	RERF Total
	V0060000200A	V0060000204A	F0070000060A
	AUD	AUD	AUD
Miscellaneous Income	0.00	0.00	0.00
TOTAL INCOME	8,177,147.85	32,168,029.14	40,345,176.99
LESS: EXPENSES			
Bond withholding tax expense	0.00	0.00	0.00
Management fees	306,870.63	0.00	306,870.63
Custodian Fees	74,045.84	0.00	74,045.84
Tax Expenses	0.00	0.00	0.00
Other Fees	0.00	0.00	0.00
TOTAL EXPENSES	380,916.47	0.00	380,916.47
NET INCOME	7,796,231.38	32,168,029.14	39,964,260.52
LESS: OPENING UNREALIZED APP/DEP	8,655,983.63	272,421,065.62	281,077,049.25
ADD: CLOSING UNREALIZED APP/DEP	(53,386,191.74)	135,627,216.17	82,241,024.43
NET GAIN/LOSS ON UNREALIZED APP/DEP	(62,042,175.37)	(136,793,849.45)	(198,836,024.82)
CLOSING MARKET VALUE	432,678,883.64	760,964,291.88	1,193,643,175.52

Schedule XII: Other Funds (Reserve)
As at 31st December 2022

FUNDS	GL Code	Previous Year	Current Year Total Credit (Receipts)	Current Year Total Debit (Expenses)	Current Year
		AUD	AUD	AUD	AUD
Other Funds - Self Operated Projects	F0080000002A	(3,602,118.93)			(10,643,411.53)
Land Equity	F0070000071A	(8,370,000.00)			(8,370,000.00)
PIPA Trust Fund	F0070000074A	(7,361,554.00)			0.00
SSGA Cash Trust (Street Fund)	F0070000065A	(155,833,097.12)			(157,743,329.38)
No. 6 Stabex Fund	F0070000063A	(488,898.80)			0.00
TOTAL		(175,655,668.85)	0.00	0.00	(176,756,740.91)

.....
Mr. Toromon Metutera
Accountant General


Ministry of Finance and Economic Development

30th June 2023

Page | 117

Schedule XIII: Special Funds (Reserve)
As at 31st December 2022

FUNDS	GL Code	<i>Previous Year</i>	Current Year Total Credit (Receipts)	Current Year Total Debit (Expenses)	Current Year
Kaoki Mange Special Fund	F0070000030A	<i>(1,033,972.18)</i>	<i>(450,449.49)</i>	240,429.50	<i>(1,243,992.17)</i>
Import Levy Fund	F0070000061A	<i>(9,442,981.33)</i>	<i>(5,340,738.99)</i>	4,877,491.00	<i>(9,906,229.32)</i>
Dai Nippon Causeway Fund	F0070000067A	<i>(2,910,178.50)</i>	<i>(358,783.00)</i>	255,574.23	<i>(3,013,387.27)</i>
Civil Aviation Fund	F0070000069A	<i>(350,336.64)</i>	<i>(287,126.51)</i>	125,449.87	<i>(512,013.28)</i>
Plant and Vehicles Unit Fund	F0070000070A	<i>(95,406.70)</i>	<i>(195,242.30)</i>	238,336.70	<i>(52,312.30)</i>
Highway Authority	F0070000072A	<i>(60,618.14)</i>	0.00	0.00	<i>(60,618.14)</i>
Sanitation maintenance fund	F0070000073A	<i>(395,890.85)</i>	0.00	0.00	<i>(395,890.85)</i>
TOTAL		<i>(14,289,384.34)</i>	<i>(6,632,340.29)</i>	5,737,281.30	<i>(15,184,443.33)</i>



 Mr. Toromon Metutera
 Accountant General


Ministry of Finance and Economic Development

30th June 2023

Page | 118

**Schedule XIV: Details of Recurrent Expenditure and Revenue (Consolidated Fund)
As at 31st December 2022**

Ministry	Expenditure					Revenue					
	Original Budget [Current Year]	Revised Budget [Current Year]	Actual [Current Year]	Variance Over/- Under	Actual [Previous Year]	Original Budget [Current Year]	Revised Budget [Current Year]	Actual [Current Year]	Variance Over/- Under	Actual [Previous Year]	
	AUD	AUD	AUD	AUD	AUD	AUD	AUD	AUD	AUD	AUD	
A. GENERAL PUBLIC SERVICES											
09 - Office of Beretifenti (President)											
Administration	1,296,137	1,296,137	1,287,765	(8,372)	1,215,278	0	0	0	0	0	0
State House	280,978	280,978	278,752	(2,225)	279,759	0	0	0	0	0	0
Comm. & Relations	82,220	82,220	80,987	(1,233)	82,379	0	0	0	0	0	0
Meteorological Division	755,073	755,073	752,552	(2,521)	748,461	0	0	0	0	0	0
Strategic Policy	216,665	216,665	216,178	(488)	222,912	0	0	0	0	0	0
Cabinet Secretariat	200,179	200,179	199,337	(842)	193,907	0	0	0	0	0	0
TOTAL	2,831,252	2,831,252	2,815,572	(15,680)	2,742,696	0	0	0	0	0	0
10 - PUBLIC SERVICE OFFICE (PSO)											
Administration	656,896	656,896	654,890	(2,005)	643,226	0	0	0	0	0	0
HRMC	307,350	307,350	302,060	(5,290)	298,790	0	0	0	0	0	0
PSPSM	269,236	269,236	269,178	(57)	215,680	0	0	0	0	0	0
IT/DMR	150,701	150,701	150,485	(217)	140,690	0	0	0	0	0	0



 Mr. Toromon Metutera
 Accountant General
 Ministry of Finance and Economic Development
 30th June 2023
 Page | 119

Ministry	Expenditure						Revenue					
	Original Budget [Current Year]	Revised Budget [Current Year]	Actual [Current Year]	Variance Over/- Under	Actual [Previous Year]	Original Budget [Current Year]	Revised Budget [Current Year]	Actual [Current Year]	Variance Over/- Under	Actual [Previous Year]		
	AUD	AUD	AUD	AUD	AUD	AUD	AUD	AUD	AUD	AUD		
TOTAL	1,384,182	1,384,182	1,376,613	(7,569)	1,298,385	0	0	0	0	0		
13 - PUBLIC SERVICE COMMISSION (PSC)												
Administration	379,326	379,326	370,971	(8,354)	362,529	0	0	0	0	0		
TOTAL	379,326	379,326	370,971	(8,354)	362,529	0	0	0	0	0		
14 - MINISTRY OF FOREIGN AFFAIRS AND IMMIGRATION (MFAI)												
Administration	1,067,092	1,067,092	1,044,293	(22,800)	994,005	0	0	0	0	0		
Immigration	366,683	366,683	361,407	(5,276)	349,063	29,490	29,490	84,087	54,597	23,379		
Kiribati High Commission	718,754	718,754	707,134	(11,619)	531,463	750	750	2,633	1,883	283,014		
Mission in Beijing	599,759	599,759	569,461	(30,299)	115,766	0	0	0	0	0		
Mission in New York	842,249	842,249	700,899	(141,349)	607,209	0	0	0	0	0		
TOTAL	3,594,536	3,594,536	3,383,194	(211,342)	2,597,505	30,240	30,240	86,720	56,480	306,392		




.....
Mr. Toromon Metutera
Accountant General
Ministry of Finance and Economic Development
30th June 2023
Page | 120

Ministry	Expenditure						Revenue							
	Original Budget [Current Year]	Revised Budget [Current Year]	Actual [Current Year]	Variance Over/- Under	Actual [Previous Year]	Original Budget [Current Year]	Revised Budget [Current Year]	Actual [Current Year]	Variance Over/- Under	Actual [Previous Year]				
	AUD	AUD	AUD	AUD	AUD	AUD	AUD	AUD	AUD	AUD				
15 - MINISTRY OF INTERNAL AFFAIRS (MIA)														
Administration and Policy	808,966	808,966	790,482	(18,484)	769,486	0	0	0	0	0	0	0	0	0
Rural Promoting Development	621,883	621,883	599,030	(22,853)	598,413	0	0	0	0	0	0	0	0	0
Local Government Development	1,351,261	1,351,261	1,316,905	(34,356)	1,323,720	0	0	0	0	0	0	0	0	2,240
CMD	412,053	412,053	405,062	(6,991)	373,488	1,046	1,046	7,140	6,094	0	6,094	0	0	0
Election	80,506	80,506	71,078	(9,429)	0	0	0	0	0	0	0	0	0	0
TOTAL	3,274,670	3,274,670	3,182,557	(92,112)	3,065,107	1,046	1,046	7,140	6,094	1,046	7,140	6,094	2,240	2,240
17 - MANEABA NI MAUNGATABU (MM)														
Administration	1,640,701	1,640,701	1,371,656	(269,044)	1,441,071	7,050	7,050	8,283	1,233	0	8,283	1,233	44,256	0
Parliamentary Meetings	3,695,273	3,695,273	3,547,714	(147,559)	3,548,749	0	0	0	0	0	0	0	0	0
Parliamentary Committees	1,697,023	1,697,023	1,448,740	(248,282)	585,295	0	0	0	0	0	0	0	0	0
TOTAL	7,032,996	7,032,996	6,368,111	(664,886)	5,575,115	7,050	7,050	8,283	1,233	7,050	8,283	1,233	44,256	44,256




.....
Mr. Toromon Metutera
Accountant General
Ministry of Finance and Economic Development
30th June 2023
Page | 121

Ministry	Expenditure						Revenue					
	Original Budget [Current Year]	Revised Budget [Current Year]	Actual [Current Year]	Variance Over/- Under	Actual [Previous Year]	Original Budget [Current Year]	Revised Budget [Current Year]	Actual [Current Year]	Variance Over/- Under	Actual [Current Year]	Actual [Previous Year]	
	AUD	AUD	AUD	AUD	AUD	AUD	AUD	AUD	AUD	AUD	AUD	
19 - KIRIBATI NATIONAL AUDIT OFFICE (KNAO)												
Admin	368,186	438,186	420,589	(17,597)	471,578	0	0	0	0	0	0	0
Treasury	160,282	148,282	108,677	(39,604)	126,365	0	0	0	0	0	0	0
SOE Division	135,697	127,697	111,822	(15,875)	142,659	10,000	10,000	67,750	57,750	24,000	24,000	0
Local Government	193,086	148,086	119,378	(28,708)	164,806	0	0	0	0	0	0	0
Project Division	116,597	116,597	98,230	(18,367)	84,995	3,500	3,500	5,500	2,000	4,200	4,200	0
IT Division	40,300	40,300	40,234	(66)	38,376	0	0	0	0	0	0	0
Performance- HR	76,115	71,115	56,495	(14,621)	0	0	0	0	0	0	0	0
TOTAL	1,090,264	1,090,264	955,424	(134,840)	1,028,778	13,500	13,500	73,250	59,750	28,200	28,200	
24 - MINISTRY OF INFORMATION, COMMUNICATIONS & TRANSPORT (MICT)												
Administration and Policy	1,172,178	1,172,178	1,106,457	(65,720)	1,200,676	1,911,233	1,911,233	1,565,208	(346,025)	916,421	916,421	
Marine	549,941	549,941	443,715	(106,226)	446,813	148,000	148,000	138,621	(9,379)	89,421	89,421	
Navigation	119,911	119,911	113,664	(6,247)	108,087	0	0	0	0	19,739	19,739	
Aviation	384,525	384,525	340,909	(43,616)	370,687	0	0	0	0	0	0	
Airport Services	791,153	791,153	658,494	(132,659)	794,136	0	0	0	0	0	0	
Kiribati Post	541,431	541,431	519,692	(21,740)	518,635	122,000	122,000	374,449	252,449	939,245	939,245	
Printery	359,889	359,889	295,432	(64,457)	341,194	108,000	108,000	156,344	48,344	116,539	116,539	




 Mr. Toromon Metutera
 Accountant General
 Ministry of Finance and Economic Development
 30th June 2023
 Page | 122

Ministry	Expenditure						Revenue				
	Original Budget [Current Year]	Revised Budget [Current Year]	Actual [Current Year]	Variance Over/- Under	Actual [Previous Year]	Original Budget [Current Year]	Revised Budget [Current Year]	Actual [Current Year]	Variance Over/- Under	Actual [Previous Year]	
	AUD	AUD	AUD	AUD	AUD	AUD	AUD	AUD	AUD	AUD	
ICT	603,219	603,219	539,947	(63,273)	292,618	0	0	0	0	0	
TOTAL	4,522,247	4,522,247	4,018,309	(503,938)	4,072,846	2,289,233	2,289,233	2,234,622	(54,611)	2,081,364	
28 - MINISTRY OF EMPLOYMENT AND HUMAN RESOURCE											
Administration and Policy	968,679	968,679	905,752	(62,927)	921,902	0	0	0	0	0	
Labour and Employment	595,730	595,730	547,700	(48,030)	614,340	1,569	1,569	750	(819)	1,305	
Kiribati Technical Institute Services	2,218,758	2,218,758	2,088,820	(129,938)	2,086,662	104,600	104,600	102,211	(2,389)	134,295	
Marine Training Center	2,640,253	2,640,253	2,465,753	(174,501)	2,664,430	70,000	70,000	162,391	92,391	96,234	
TOTAL	6,423,420	6,423,420	6,008,025	(415,396)	6,287,334	176,169	176,169	265,352	89,183	231,833	
29 - MINISTRY OF LINE AND PHOENIX ISLANDS DEVELOPMENT (MLPID)											
Administration	990,603	990,603	878,186	(112,416)	935,499	18,500	18,500	56,382	37,882	23,802	
Accounts	281,100	281,100	273,997	(7,103)	271,575	0	0	0	0	0	
PWD Construction	916,645	916,645	914,275	(2,370)	936,694	1,500	1,500	650	(850)	2,892	
Housing	113,815	113,815	111,332	(2,483)	131,172	68,900	68,900	72,281	3,381	73,363	
Electrical	385,289	385,289	380,573	(4,715)	409,787	400,000	400,000	501,618	101,618	590,186	




 Mr. Toromon Metutera
 Accountant General

Ministry	Expenditure						Revenue					
	Original Budget [Current Year]	Revised Budget [Current Year]	Actual [Current Year]	Variance Over/- Under	Actual [Previous Year]	Original Budget [Current Year]	Revised Budget [Current Year]	Actual [Current Year]	Variance Over/- Under	Actual [Previous Year]		
	AUD	AUD	AUD	AUD	AUD	AUD	AUD	AUD	AUD	AUD		
Power	343,945	343,945	333,913	(10,031)	358,159	0	0	0	0	0		
IT	119,803	119,803	112,948	(6,855)	162,489	0	0	0	0	0		
Civil	334,460	334,460	320,593	(13,867)	330,456	2,000	3,040	1,040	5,509	0		
Planning	114,761	114,761	106,268	(8,493)	109,865	0	0	0	0	0		
Solar Salt	150,613	150,613	149,033	(1,580)	140,641	20,000	11,111	(8,889)	0	0		
HMM	453,717	453,717	452,677	(1,040)	433,051	55,000	65,712	10,712	25,629	0		
Water	570,044	570,044	550,547	(19,497)	564,794	80,000	63,243	(16,757)	110,333	0		
Linnix Agency	122,030	122,030	109,856	(12,174)	122,197	0	0	0	0	0		
TOTAL	4,896,824	4,896,824	4,694,198	(202,626)	4,906,378	645,900	774,036	128,136	831,714			
38 - LEADERSHIP COMMISSION												
Administration and Policy	278,687	278,687	176,834	(101,853)	178,150	0	0	0	0	0		
Commission	182,688	182,688	75,785	(106,903)	67,810	0	0	0	0	0		
TOTAL	461,376	461,376	252,620	(208,756)	245,960	0	0	0	0	0		
A. TOTAL GENERAL PUBLIC SERVICES	35,891,093	35,891,093	33,425,593	(2,465,500)	32,182,634	3,163,138	3,449,403	286,265	3,525,999			
B. PUBLIC ORDER AND SAFETY												
11 - JUDICIARY												




 Mr. Toromon Metutera
 Accountant General
 Ministry of Finance and Economic Development
 30th June 2023
 Page | 124

Ministry	Expenditure						Revenue			
	Original Budget [Current Year]	Revised Budget [Current Year]	Actual [Current Year]	Variance Over/- Under	Actual [Previous Year]	Original Budget [Current Year]	Revised Budget [Current Year]	Actual [Current Year]	Variance Over/- Under	Actual [Previous Year]
	AUD	AUD	AUD	AUD	AUD	AUD	AUD	AUD	AUD	AUD
High court	774,829	774,829	711,515	(63,313)	944,233	170,000	170,000	248,853	78,853	136,402
Magistrates	1,422,564	1,422,564	1,403,900	(18,664)	1,452,257	170,000	170,000	119	(169,881)	135,620
Judicial Technical division	764,014	764,014	707,389	(56,626)	466,662	46,200	46,200	906	(45,294)	10,392
TOTAL	2,961,407	2,961,407	2,822,804	(138,603)	2,863,153	386,200	386,200	249,878	(136,322)	282,413
12 - KIRIBATI POLICE SERVICE (KPS)										
Administration	2,815,444	2,815,444	2,794,245	(21,199)	2,722,628	59,500	59,500	72,552	13,052	65,815
Fire	123,966	123,966	107,408	(16,558)	133,759	0	0	0	0	0
PMU	1,240,646	1,240,646	1,166,073	(74,573)	1,212,550	5,000	5,000	0	(5,000)	6,108
Crime	1,049,021	1,049,021	1,010,532	(38,489)	1,032,531	0	0	0	0	0
Law	6,217,901	6,217,901	6,200,537	(17,364)	6,182,914	5,000	5,000	97,074	92,074	38,494
TOTAL	11,446,977	11,446,977	11,278,795	(168,182)	11,284,382	69,500	69,500	169,626	100,126	110,416
20 - OFFICE OF THE ATTORNEY GENERAL (AG)										
Administration and Policy	404,192	404,192	337,681	(66,511)	334,343	850	850	181	(669)	411
Civil Law	259,105	256,105	188,027	(68,078)	229,558	0	0	0	0	0
Criminal Prosecutions	286,759	289,759	241,559	(48,201)	263,460	0	0	0	0	0
Drafting	157,844	157,844	129,853	(27,991)	110,034	0	0	0	0	0




 Mr. Toromon Metutera
 Accountant General
 Ministry of Finance and Economic Development
 30th June 2023
 Page | 125

Ministry	Expenditure					Revenue				
	Original Budget [Current Year]	Revised Budget [Current Year]	Actual [Current Year]	Variance Over/- Under	Actual [Previous Year]	Original Budget [Current Year]	Revised Budget [Current Year]	Actual [Current Year]	Variance Over/- Under	Actual [Previous Year]
	AUD	AUD	AUD	AUD	AUD	AUD	AUD	AUD	AUD	AUD
TOTAL	1,107,900	1,107,900	897,120	(210,780)	937,395	850	850	181	(669)	411
37 - MINISTRY OF JUSTICE										
Administration and Policy	735,770	735,770	671,328	(64,442)	685,185	3,500	3,500	36,095	32,595	0
Prison	950,177	950,177	896,213	(53,963)	853,023	0	0	0	0	0
Civil Registration	320,224	320,224	269,187	(51,037)	278,831	85,000	85,000	145,121	60,121	146,211
Human Rights	130,640	130,640	123,698	(6,942)	112,140	0	0	0	0	0
OPL S	729,547	729,547	590,508	(139,039)	630,462	2,200	2,200	4,949	2,749	3,550
Xmas	142,986	142,986	112,249	(30,737)	116,971	0	0	0	0	0
Election	0	0	0	0	59,518	0	0	0	0	0
TOTAL	3,009,344	3,009,344	2,663,184	(346,160)	2,736,132	90,700	90,700	186,165	95,465	149,761
B. TOTAL PUBLIC ORDER AND SAFETY	18,525,628	18,525,628	17,661,903	(863,725)	17,821,061	547,250	547,250	605,849	58,599	543,002
C. ECONOMIC AFFAIRS										
18 - MINISTRY OF TOURISM, COMMERCE, INDUSTRY & CO-OPERATIVES										




 Mr. Toromon Metutera
 Accountant General
 Ministry of Finance and Economic Development
 30th June 2023
 Page | 126

Ministry	Expenditure					Revenue				
	Original Budget [Current Year]	Revised Budget [Current Year]	Actual [Current Year]	Variance Over/- Under	Actual [Previous Year]	Original Budget [Current Year]	Revised Budget [Current Year]	Actual [Current Year]	Variance Over/- Under	Actual [Previous Year]
	AUD	AUD	AUD	AUD	AUD	AUD	AUD	AUD	AUD	AUD
Administration	966,655	966,655	913,360	(53,295)	974,701	0	0	0	0	0
BRC	584,651	584,651	548,522	(36,129)	579,620	47,500	47,500	85,445	37,945	77,485
BPC	698,852	698,852	660,740	(38,112)	717,437	25,054	25,054	16,103	(8,951)	28,210
Kiritimati (Christmas)	312,967	312,967	284,677	(28,290)	330,602	0	0	0	0	0
Tourism	558,286	558,286	518,839	(39,448)	514,400	0	0	0	0	0
TOTAL	3,121,412	3,121,412	2,926,138	(195,274)	3,116,761	72,554	72,554	101,548	28,994	105,696
21 - MINISTRY OF FISHERIES AND MARINE RESOURCES DEVELOPMENT (MFMRD)										
Administration	1,127,420	1,127,420	1,103,252	(24,168)	1,062,888	0	0	0	0	0
Planning & Development	179,942	179,942	169,809	(10,133)	158,648	0	0	0	0	0
Coastal fisheries	1,762,393	1,762,393	1,760,895	(1,498)	1,767,818	8,000	8,000	34,690	26,690	6,573
Licensing & Compliance	447,656	447,656	441,399	(6,257)	413,684	199,967,000	199,967,000	140,958,649	(59,008,351)	169,358,806
GEO Science	267,961	267,961	263,738	(4,224)	269,406	25,000	25,000	27,047	2,047	8,654
Seafood verification	311,650	311,650	305,446	(6,204)	289,851	0	0	0	0	0
ICT	151,340	151,340	148,463	(2,877)	139,380	0	0	0	0	0
TOTAL	4,248,362	4,248,362	4,193,002	(55,360)	4,101,674	200,000,000	200,000,000	141,020,386	(58,979,614)	169,374,034




 Mr. Toromon Metutera
 Accountant General
 Ministry of Finance and Economic Development
 30th June 2023
 Page | 127

Ministry	Expenditure						Revenue				
	Original Budget [Current Year]	Revised Budget [Current Year]	Actual [Current Year]	Variance Over/- Under	Actual [Previous Year]	Actual Budget [Current Year]	Original Budget [Current Year]	Revised Budget [Current Year]	Actual [Current Year]	Variance Over/- Under	Actual [Previous Year]
	AUD	AUD	AUD	AUD	AUD	AUD	AUD	AUD	AUD	AUD	AUD
25 - MINISTRY OF FINANCE AND ECONOMIC DEVELOPMENT (MFED)											
Administration	1,176,753	1,341,423	1,276,892	(64,532)	1,456,670	17,396,636	17,396,636	17,396,636	14,323,514	(3,073,122)	3,500,000
Treasury	1,634,800	1,624,800	1,541,328	(83,473)	1,424,940	5,164,117	5,164,117	5,164,117	9,836,576	4,672,459	5,394,983
Internal Audit	131,605	121,605	116,449	(5,156)	110,204	0	0	0	0	0	0
NEPO	424,799	399,799	359,396	(40,402)	352,185	23,000,000	23,000,000	23,000,000	0	(23,000,000)	0
Tax	622,296	597,126	569,036	(28,090)	532,438	54,322,769	54,322,769	54,322,769	62,980,228	8,657,459	65,970,392
NSO	252,243	242,043	194,860	(47,183)	177,471	0	0	0	0	0	0
IT	234,255	222,955	196,794	(26,162)	224,377	0	0	0	0	0	0
CPU	120,018	115,018	92,200	(22,818)	50,077	0	0	0	0	0	0
Customs	874,718	806,718	663,751	(142,967)	800,283	57,020	57,020	57,020	36,626	(20,394)	88,372
TOTAL	5,471,487	5,471,487	5,010,707	(460,780)	5,128,645	99,940,542	99,940,542	99,940,542	87,176,944	(12,763,598)	74,953,747
27 - MINISTRY OF INFRASTRUCTURE AND SUSTAINABLE ENERGY											
Administration and Policy	1,230,092	1,230,092	1,205,216	(24,876)	1,180,503	15,000	15,000	15,000	144,260	129,260	8,644
Energy Planning	310,198	310,198	292,334	(17,864)	253,104	1,000	1,000	1,000	8,600	7,600	3,841
Electricity for Public Places	17,481	17,481	16,218	(1,263)	10,140	0	0	0	0	0	0




 Mr. Toromon Metutera
 Accountant General
 Ministry of Finance and Economic Development
 30th June 2023
 Page | 128

Ministry	Expenditure						Revenue					
	Original Budget [Current Year]	Revised Budget [Current Year]	Actual [Current Year]	Variance Over/- Under	Actual [Previous Year]	Original Budget [Current Year]	Revised Budget [Current Year]	Actual [Current Year]	Variance Over/- Under	Actual [Previous Year]		
	AUD	AUD	AUD	AUD	AUD	AUD	AUD	AUD	AUD	AUD		
Department of engineering	9,326	9,326	2,313	(7,013)	12,094	0	0	0	0	0		
Construction Services	895,305	895,305	878,170	(17,135)	836,425	0	0	0	0	0		
Water & Sanitation	592,562	592,562	566,595	(25,967)	607,958	0	0	0	0	0		
Quality Control	295,659	295,659	274,870	(20,789)	294,508	24,000	24,000	10,209	(13,791)	29,462		
Architectural	148,478	148,478	147,257	(1,221)	140,703	0	0	0	0	9,654		
Civil Engineer	735,915	735,915	699,830	(36,086)	731,058	20,000	20,000	3,605	(16,395)	10,134		
Cost & Planning	141,392	141,392	127,370	(14,022)	159,036	0	0	0	0	0		
TOTAL	4,376,408	4,376,408	4,210,173	(166,236)	4,225,530	60,000	60,000	166,674	106,674	61,736		
C. TOTAL ECONOMIC AFFAIRS	17,217,669	17,217,669	16,340,019	(877,650)	16,572,609	300,073,096	300,073,096	228,465,553	(71,607,543)	244,495,212		
D. ENVIRONMENTAL PROTECTION												
16 - MINISTRY OF ENVIRONMENT, LANDS AND AGRICULTURAL DEVELOPMENT (MELAD)												
Administration	961,293	961,293	956,806	(4,487)	956,802	0	0	0	0	0		
ECD	964,115	964,115	963,695	(420)	959,386	18,300	18,300	24,243	5,943	222,871		
Lands	1,168,806	1,168,806	1,156,078	(12,728)	1,150,784	838,655	838,655	362,027	(476,628)	498,383		




 Mr. Toromon Metutera
 Accountant General

Ministry	Expenditure						Revenue			
	Original Budget [Current Year]	Revised Budget [Current Year]	Actual [Current Year]	Variance Over/- Under	Actual [Previous Year]	Original Budget [Current Year]	Revised Budget [Current Year]	Actual [Current Year]	Variance Over/- Under	Actual [Previous Year]
	AUD	AUD	AUD	AUD	AUD	AUD	AUD	AUD	AUD	AUD
Agriculture	1,652,776	1,652,776	1,647,385	(5,390)	1,629,842	110,000	110,000	75,652	(34,348)	71,681
TOTAL	4,746,990	4,746,990	4,723,964	(23,026)	4,696,814	966,955	966,955	461,921	(505,034)	792,935
D. TOTAL ENVIRONMENTAL PROTECTION	4,746,990	4,746,990	4,723,964	(23,026)	4,696,814	966,955	966,955	461,921	(505,034)	792,935
E. HEALTH										
22 - MINISTRY OF HEALTH (MOH)										
Administration	4,163,411	4,612,112	4,599,140	(12,971)	3,933,102	97,000	97,000	188,367	91,367	180,760
Support	2,699,453	2,699,453	2,684,439	(15,014)	2,635,531	0	0	0	0	0
Public Health	1,367,891	1,367,891	1,355,475	(12,416)	1,326,705	0	0	0	0	0
Curative	2,969,158	2,590,457	2,584,946	(5,511)	2,878,177	0	0	0	0	0
Laboratory	804,405	804,405	746,427	(57,978)	737,500	0	0	0	0	0
Radiology	348,417	348,417	267,819	(80,599)	349,513	0	0	0	0	0
Pharmacy	2,833,191	2,833,191	2,833,115	(76)	3,144,309	0	0	0	0	0
Rehabilitation	350,201	350,201	303,948	(46,253)	345,472	1,000	1,000	0	(1,000)	277
Dental Clinic	554,285	554,285	510,173	(44,112)	528,406	6,000	6,000	360	(5,640)	4,955
Nursing services	8,947,104	8,947,104	8,928,152	(18,952)	8,698,714	0	0	0	0	0
Linnix Health Services	1,503,568	1,433,568	1,350,104	(83,464)	1,506,576	0	0	0	0	0




 Mr. Toromon Metutera
 Accountant General
 Ministry of Finance and Economic Development
 30th June 2023
 Page | 130

Ministry	Expenditure						Revenue					
	Original Budget [Current Year]	Revised Budget [Current Year]	Actual [Current Year]	Variance Over/- Under	Actual [Previous Year]	Original Budget [Current Year]	Revised Budget [Current Year]	Actual [Current Year]	Variance Over/- Under	Actual [Previous Year]		
	AUD	AUD	AUD	AUD	AUD	AUD	AUD	AUD	AUD	AUD		
Southern Kiribati Hospital	973,412	973,412	969,668	(3,744)	927,517	0	0	0	0	0		
Health Information	245,908	245,908	244,324	(1,585)	230,023	0	0	0	0	0		
TOTAL	27,760,405	27,760,405	27,377,729	(382,676)	27,241,545	104,000	104,000	188,728	84,728	185,992		
E. TOTAL HEALTH	27,760,405	27,760,405	27,377,729	(382,676)	27,241,545	104,000	104,000	188,728	84,728	185,992		
F. EDUCATION												
23 - MINISTRY OF EDUCATION (MOE)												
Administration Primary	2,238,371	2,238,371	2,106,055	(132,316)	1,687,582	160,000	160,000	212,178	52,178	165,274		
Junior Secondary Sch	13,639,975	13,672,975	13,643,034	(29,941)	13,256,186	110,000	110,000	124,348	14,348	133,119		
PPD & TR	8,749,634	8,716,634	8,354,774	(361,859)	8,852,831	0	0	0	0	0		
Teabike College	137,400	137,400	66,779	(70,621)	135,588	0	0	0	0	0		
KTC	1,254,206	1,254,206	1,200,428	(53,778)	1,142,374	0	0	0	0	0		
Exams	1,586,234	1,586,234	1,538,048	(48,186)	1,575,431	0	0	0	0	0		
CDRC	659,885	659,885	616,203	(43,682)	695,702	19,250	19,250	13,247	(6,003)	56,603		
Library & Archive	693,973	693,973	684,476	(9,497)	637,735	0	0	0	0	0		
SSS	451,278	451,278	398,789	(52,489)	454,009	14,100	14,100	18,677	4,577	25,271		
FMU	2,853,265	2,853,265	2,812,757	(40,509)	2,874,858	0	0	0	0	0		
	568,409	568,409	551,852	(16,558)	543,353	0	0	0	0	0		




 Mr. Toromon Metutera
 Accountant General
 Ministry of Finance and Economic Development
 30th June 2023
 Page | 131

Ministry	Expenditure					Revenue				
	Original Budget [Current Year]	Revised Budget [Current Year]	Actual [Current Year]	Variance Over/- Under	Actual [Previous Year]	Original Budget [Current Year]	Revised Budget [Current Year]	Actual [Current Year]	Variance Over/- Under	Actual [Previous Year]
	AUD	AUD	AUD	AUD	AUD	AUD	AUD	AUD	AUD	AUD
Statistics & IT	269,570	269,570	223,647	(45,923)	265,485	0	0	0	0	0
KGV&EBS	2,657,839	2,657,839	2,552,430	(105,410)	2,617,243	0	0	0	0	0
KQA	53,413	53,413	47,369	(6,044)	49,747	0	0	0	0	0
ECCE	472,297	472,297	454,579	(17,718)	384,070	0	0	0	0	0
TOTAL	36,285,748	36,285,748	35,251,218	(1,034,530)	35,172,194	303,350	303,350	368,450	65,100	380,267
F. TOTAL EDUCATION	36,285,748	36,285,748	35,251,218	(1,034,530)	35,172,194	303,350	303,350	368,450	65,100	380,267
G. SOCIAL PROTECTION										
26 - MINISTRY OF WOMEN, YOUTH, SPORT AND SOCIAL AFFAIRS										
Administration	1,255,016	1,255,016	1,246,382	(8,634)	1,169,336	0	0	0	0	0
Sport	148,192	148,192	146,042	(2,150)	142,704	20,490	20,490	33,583	13,093	35,400
Social Welfare	291,519	291,519	287,671	(3,849)	278,344	0	0	0	0	0
Youth	137,030	137,030	136,843	(187)	95,954	0	0	0	0	0
Women	182,925	182,925	181,961	(964)	164,430	0	0	0	0	0
NGO	63,405	63,405	63,272	(134)	44,136	0	0	0	0	0
Disability	84,175	84,175	81,430	(2,745)	61,495	0	0	0	0	0
TOTAL	2,162,262	2,162,262	2,143,600	(18,662)	1,956,399	20,490	20,490	33,583	13,093	35,400



 Mr. Toromon Metutera
 Accountant General
 Ministry of Finance and Economic Development
 30th June 2023
 Page | 132

Ministry	Expenditure						Revenue					
	Original Budget [Current Year]	Revised Budget [Current Year]	Actual [Current Year]	Variance Over/- Under	Actual [Previous Year]		Original Budget [Current Year]	Revised Budget [Current Year]	Actual [Current Year]	Variance Over/- Under	Actual [Previous Year]	
	AUD	AUD	AUD	AUD	AUD		AUD	AUD	AUD	AUD	AUD	AUD
G. TOTAL SOCIAL PROTECTION	2,162,262	2,162,262	2,143,600	(18,662)	1,956,399		20,490	20,490	33,583	13,093	35,400	
TOTAL EXPENSES OF THE MINISTRIES	142,589,796	142,589,796	136,924,026	(5,665,769)	135,643,257							
TOTAL TAX REVENUE							54,379,789	54,379,789	63,016,855	8,637,066	66,058,763	
TOTAL REVENUE FROM FISHING LICENSE & FISHING RELATED ACTIVITIES							200,000,000	200,000,000	141,020,386	(58,979,614)	169,374,034	
OTHER FEES, FINES, PENALTIES & LICENSES							27,729,737	27,729,737	4,718,194	(23,011,543)	4,924,303	
TOTAL OTHER REVENUE							23,068,753	23,068,753	24,818,051	1,749,298	9,601,708	



 Mr. Toromon Metutera
 Accountant General
 Ministry of Finance and Economic Development
 30th June 2023
 Page | 133


Ministry	Expenditure				Revenue					
	Original Budget [Current Year] AUD	Revised Budget [Current Year] AUD	Actual [Current Year] AUD	Variance Over/- Under	Actual [Previous Year] AUD	Original Budget [Current Year] AUD	Revised Budget [Current Year] AUD	Actual [Current Year] AUD	Variance Over/- Under	Actual [Previous Year] AUD
TOTAL REVENUE						305,178,279	305,178,279	233,573,487	(71,604,792)	249,958,807



.....
 Mr. Toromon Metutera
 Accountant General
 Ministry of Finance and Economic Development
 30th June 2023
 Page | 134

Schedule XIV: Public Debts
As at 31st December 2022

Year	Purpose of the Loan	GL Code	Original Amount Borrowed Foreign Currency	Loan Currency	Principal Balance [Previous Year]	Budget	Revised	Repayment [Current Year]	Variance	Closing Balance [Current Year]	Repayment [Previous Year]
1988	Asian Development Bank Loan No.724 KIR (SF) equivalent SDR 496,105.53. On lent to Betio Shipyard.Principal repayment over 30 years commencing April 1985 interest free loan, with 1% service charge	E30010000380	496,105.53	SDR	102,635.23	40,950.00	40,950.00	21,447.94	19,502.06	81,187.29	39,717.73
1989	Asian Development Bank Loan No.786 KIR (SF) equivalent SDR 574,425.15, on lent to PUB foe Power Generation Principal repayment over 30 years commencing December 1996 interest free loan, with 1% service charge	E30010000381	574,425.15	SDR	(127,450.39)	44,900.32	44,900.32	43,259.08	1,641.24	(170,709.47)	367,105.86




 Mr. Toromon Metutera
 Accountant General
 Ministry of Finance and Economic Development
 30th June 2023
 Page | 135

Year	Purpose of the Loan	GL Code	Original Amount Borrowed Foreign Currency	Loan Currency	Principal Balance [Previous Year]	Budget	Revised	Repayment [Current Year]	Variance	Closing Balance [Current Year]	Repayment [Previous Year]
1990	Asian Development Bank Loan No.922 KIR (SF) equivalent SDR 666,970.06 on lent to PUB for Power Distribution Principal repayment over 30 years commencing March 1999 interest free loan, with 1% service charge	E30010000382	666,970.06	SDR	393,608.29	62,310.03	62,310.03	29,593.89	32,716.14	364,014.40	61,502.37
1991	Asian Development Bank Loan No.1039 KIR (SF) equivalent SDR 722,000.00. As at 31/12/92 only part draw down. On lent to Development Bank of Kiribati. Principal repayment over 30 years commencing May 2001 interest free loan, with 1% service charge	E30010000383	722,000.00	SDR	402,572.87	52,493.40	52,493.40	51,170.28	1,323.12	351,402.59	27,258.82



.....
Mr. Toromon Metutera
Accountant General

Year	Purpose of the Loan	GL Code	Original Amount Borrowed Foreign Currency	Loan Currency	Principal Balance [Previous Year]	Budget	Revised	Repayment [Current Year]	Variance	Closing Balance [Current Year]	Repayment [Previous Year]
2000	Asian Development Bank Loan No.1648 KIR (SF) purpose is to finance sanitation, Public health Environment project (SAPHE). Contract agreement between Kiribati Government and Original Engineering Company signed on 24th May 2000. DF:12/01VX	E30010000384	7,271,000.00	SDR	9,284,006.50	710,123.50	710,123.50	680,710.45	29,413.05	8,603,296.05	416,496.84
2011	Asian Development Bank Loan No.2718 KIR (SF) purpose is to support road rehabilitation.	E30010000385	7,621,000.00	SDR	11,306,010.53	823,879.39	823,879.39	799,435.76	24,443.63	10,506,574.77	814,912.04
2012	Asian Development Bank Loan no. 2795 KIR (SF) for SDR 4.7 million purpose is for the South Tarawa Sanitation	E30010000386	4,700,000.00	SDR	3,930,017.21	478,393.99	478,393.99	268,267.26	210,126.73	3,661,749.95	499,074.93




 Mr. Toromon Metutera
 Accountant General
 Ministry of Finance and Economic Development
 30th June 2023
 Page | 137

Year	Purpose of the Loan	GL Code	Original Amount Borrowed Foreign Currency	Loan Currency	Principal Balance [Previous Year]	Budget	Revised	Repayment [Current Year]	Variance	Closing Balance [Current Year]	Repayment [Previous Year]
					AUD			AUD		AUD	AUD
	Improvement Sector Project. Commenced 3 May 2012. 7 year grace period with interest of 1% during the grace period and 1.5% afterwards. The loan will be paid over 30 years										
	International Cooperation and Development Fund Loan for the repair and upgrade of Bonriki International Airport.										
2014	Commenced 6 August 2014. 7 year grace period with a commitment fee of 0.75% interest and afterwards 1.5%. The loan will be paid over 30 years	E30010000387	20,227,983.00	AUD	18,373,816.52	1,177,053.00	1,177,053.00	1,177,102.96	(49.96)	17,196,713.56	771,541.48
	TOTAL			AUD	43,665,216.76	3,390,103.61	3,390,103.61	3,070,987.62	319,115.99	40,594,229.14	2,997,610.07



Schedule XVI: Subsidy Paid
As at 31st December 2022

Details	GL Code	Original Budget [Current Year]	Revised Budget [Current Year]	Actual [Current Year]	Variance Over/Under	Actual [Previous Year]
		AUD	AUD	AUD	AUD	AUD
Kiribati Housing Subsidy	E31100000325	250,000.00	250,000.00	250,000.00	0.00	250,000.00
Ferry Service to Remote Island	E31150000332	22,757.00	22,757.00	0.00	-22,757.00	7,715.00
Subsidy for School Fees	E31230000353	3,818,811.75	4,904,961.75	4,860,022.60	-44,939.15	3,801,639.90
Support for pre-schools	E31230000355	2,000,000.00	2,594,560.00	2,497,298.98	-97,261.02	2,261,229.50
Subsidy for xmas air services	E31240000338	1,000,000.00	750,000.00	52,991.48	-697,008.52	1,574,234.44
Freight Subsidy Local Product	E31250000331	1,000,000.00	1,000,000.00	200,745.61	-799,254.39	308,699.97
School for special needs	E31230000354	102,376.00	102,376.00	102,376.00	0.00	102,376.00
Community Support Obligations	E31250000328	7,435,000.00	7,435,000.00	6,750,518.95	-684,481.05	7,162,949.37
Housing Maintenance - Linnix	E31290000326	150,000.00	150,000.00	148,583.98	-1,416.02	171,104.18
TOTAL SUBSIDY PAID		15,778,944.75	17,209,654.75	14,862,537.60	-2,347,117.15	15,639,948.36




 Mr. Toromon Metutera
 Accountant General
 Ministry of Finance and Economic Development
 30th June 2023
 Page | 139

Schedule XVII: Grant Paid
As at 31st December 2022

Details	GL Code	Original Budget [Current Year]	Revised Budget [Current Year]	Actual [Current Year]	Variance Over/-Under	Actual [Previous Year]
		AUD	AUD	AUD	AUD	AUD
Support Grant	E31150000315	4,159,811.00	4,159,811.00	3,791,333.53	(368,477.47)	3,861,513.30
Secondary Mission Schools	E31230000263	3,081,403.20	3,905,353.20	3,905,319.37	(33.83)	3,136,320.01
Local Council Grant	E31150000318	180,686.00	180,686.00	173,241.20	(7,444.80)	111,895.00
Voluntary Organizations Grant	E31260000317	20,000.00	20,000.00	18,730.50	(1,269.50)	0.00
TOTAL SUBSIDY PAID		7,441,900.20	8,265,850.20	7,888,624.60	(377,225.60)	7,109,728.31

Schedule XVIII: Social Benefits and Assistance
As at 31st December 2022

Details	GL Code	Original Budget [Current Year]	Revised Budget [Current Year]	Actual [Current Year]	Variance Over/-Under	Actual [Previous Year]
		AUD	AUD	AUD	AUD	AUD
In-Country Tertiary Support	E31230000264	2,131,200.00	700,140.00	667,797.06	(32,342.94)	2,131,146.22
School stationery for Prm&JSS	E31230000350	1,342,961.41	1,142,961.41	1,138,051.80	(4,909.61)	1,128,345.27
KTC students allowances	E31230000357	527,040.00	347,040.00	346,950.90	(89.10)	357,916.71
Student Allow for MTC,KIT,SONH	E31280000358	443,624.00	443,624.00	364,723.63	(78,900.37)	345,443.88
Senior Citizens' Benefit	E31260000302	20,686,736.62	20,686,736.62	22,019,733.20	1,332,996.58	20,351,284.96
School fees for the underprivileged	E31260000337	234,823.00	234,823.00	66,733.50	(168,089.50)	27,896.37
Disability Support Allowance	E31260000356	2,799,080.00	2,799,080.00	2,566,803.18	(232,276.82)	1,780,589.42



 Mr. Toromon Metutera
 Accountant General
 Ministry of Finance and Economic Development
 30th June 2023
 Page | 140

Details	GL Code	Original Budget [Current Year]	Revised Budget [Current Year]	Actual [Current Year]	Variance Over/Under	Actual [Previous Year]
		AUD	AUD	AUD	AUD	AUD
Unemployment benefit	E31260000360	0.00	0.00	0.00	0.00	45,244,590.20
TOTAL SOCIAL BENEFITS AND ASSISTANCE PAID		28,165,465.03	26,354,405.03	27,170,793.27	816,388.24	71,367,213.03

**Schedule XVII: Other Statutory Payments
As at 31st December 2022**


Details	GL Code	[Current Year]	[Previous Year]
		AUD	AUD
Bank Charges	E30010000388	1,391,878.64	322,255.59
Civil Suites	E30010000390	100,855.95	100,830.00
Contingency	E30010000389	12,773.08	319,225.24
TOTAL OTHER STATUTORY PAYMENTS		1,505,507.67	742,310.83



.....
 Mr. Toromon Metutera
 Accountant General
 Ministry of Finance and Economic Development
 30th June 2023
 Page | 141

Schedule XX: Other Expenses Not Elsewhere Classified
As at 31st December 2022


Details	GL Code	Original Budget [Current Year]	Revised Budget [Current Year]	Actual [Current Year]	Variance Over/-Under	Actual [Previous Year]
		AUD	AUD	AUD	AUD	AUD
Land Rents	E31160000286	9,657,930.00	9,657,930.00	7,419,264.47	(2,238,665.53)	7,823,579.16
USP contribution	E31230000266	875,980.00	182,380.00	104,805.40	(77,574.60)	854,932.66
Search & Rescue	E31240000270	800,000.00	1,050,000.00	994,617.59	(55,382.41)	784,481.16
International Contributions	E31250000297	2,000,000.00	2,000,000.00	1,929,868.94	(70,131.06)	1,068,848.29
Pension	E31250000300	97,200.00	97,200.00	67,824.90	(29,375.10)	51,047.18
Census	E31250000359	0.00	0.00	0.00	0.00	180,740.46
Net Movement of adjustments				205,281.83		
TOTAL SUBSIDY PAID		13,431,110.00	12,987,510.00	10,721,663.13	(2,471,128.70)	10,763,628.91



 Mr. Toromon Metutera
 Accountant General
 Ministry of Finance and Economic Development
 30th June 2023
 Page | 142

**Schedule XXI: Donor-wise Details of Development Expenditure and Revenue (Development Fund)
As at 31st December 2022**

Ministry	Revenue		Expenditure							Balance (Warrant - Exp.) AUD
	Actual [Current Year]	Actual [Previous Year]	Original Budget [Current Year]	Revised Budget [Current Year]	Warrants Issued	Actual [Current Year]	Variance Over/ -Under	Actual [Previous Year]		
	AUD	AUD	AUD	AUD	AUD	AUD	AUD	AUD		
A. GOVERNMENT OF KIRIBATI										
GOK Development Funds	106,308,709	49,808,820	49,874,262	114,114,103	114,114,103	102,819,860	(11,294,242)	56,441,610	0	
09014277-Small grant(Marakei fish gear)	0	0	0	0	0	0	0	0	0	
0901J023-LEG35 meeting	0	0	0	0	0	0	0	0	0	
0901K018-Covid19	0	0	0	0	0	0	0	0	0	
0901L015-Upgrading of State House	0	0	0	0	0	0	0	94,321	0	
0901M044 Short Term technical Assistant for OAG's Legal service	0	0	10,000	382,000	382,000	370,935	(11,065)	0	0	
0902I075-Upgrading of Cabinet Facilitie	0	1,400,000	0	0	0	0	0	0	0	
1001E093-Bairiki housing development pr	700,000	700,000	0	0	0	0	0	0	0	
1001K002-Pacific Regional Conference	0	0	64,017	64,017	64,017	63,927	(90)	0	0	



 Mr. Toromon Metutera
 Accountant General
 Ministry of Finance and Economic Development
 30th June 2023
 Page | 143

Ministry	Revenue		Expenditure							Balance (Warrant - Exp.) AUD
	Actual [Current Year]	Actual [Previous Year]	Original Budget [Current Year]	Revised Budget [Current Year]	Warrants Issued	Actual [Current Year]	Variance Over/ -Under	Actual [Previous Year]		
	AUD	AUD	AUD	AUD	AUD	AUD	AUD	AUD		
10023946-In-service training	0	0	0	0	0	0	0	0	0	0
10029156-Local training	132,873	132,873	0	0	0	0	0	0	0	0
10029157-Overseas training	427,024	427,024	427,024	427,024	427,024	189,524	(237,500)	150,588		
10021097-Overseas Short Term Training	156,322	156,322	0	0	0	0	0	0	0	0
1401L002-Support to eligible stranded Nationals	0	1,344,995	0	0	0	0	0	1,314,192		
15024129-Upgrading social facilities-O/	0	0	0	0	0	0	0	0		
1502F012-Maint & upgrade social welfare	0	334,948	0	0	0	0	0	302,099		
1502H031-Upgrading of Tamana island man	0	0	0	0	0	0	0	0		
1503J001-Islet boat	0	0	73,244	246,429	246,429	186,761	(59,667)	182,849		
1602K054-Kiribati Lands information system	0	0	0	0	0	0	0	92,168		
1602L024-Xmas Is Conservation Prot Area	0	29,589	29,589	14,590	14,590	20,977	6,387	0		
1603E057-Compensation Project	0	0	0	0	0	0	0	0		
1603K012-KLTA Compensation to Land Owne	0	0	0	0	0	0	0	882		

.....
Mr. Toromon Metutera

Accountant General

Ministry of Finance and Economic Development

30th June 2023

Page | 144

Ministry	Revenue		Expenditure							Balance (Warrant - Exp.)
	Actual [Current Year]	Actual [Previous Year]	Original Budget [Current Year]	Revised Budget [Current Year]	Warrants Issued	Actual [Current Year]	Variance Over/ -Under	Actual [Previous Year]		
	AUD	AUD	AUD	AUD	AUD	AUD	AUD	AUD	AUD	
1603K053-Tobwaan TeMaiuraoi Farm	0	1,049	0	0	0	0	0	51,863	0	
1603K054-Kiribati Lands Information sys	0	0	0	0	0	0	0	0	0	
1603M037-Land Lease and boundaries settlement	379,990	0	379,990	379,990	379,990	11,862	(368,128)	0	0	
1604I080 Farm production revolving fund	0	0	42,560	42,560	42,560	3,197	(39,363)	0	0	
1604J008-Agricultural hand tools	0	0	38,144	38,144	38,144	25,743	(12,400)	111,856	0	
1604J040-Assisting SIDS to integrate a	0	0	0	0	0	0	0	0	0	
1604J054-Agricultural compost shed	0	0	0	0	0	0	0	82,096	0	
1604K055-Resettlement Plan	37,733	0	58,149	58,149	58,149	35,742	(22,406)	54,465	0	
1801I073 Tourism Authority of Kiribati Support (CEO)	25,000	0	36,201	131,339	131,339	99,803	(31,536)	0	0	
2101H078-Tamana revolving fund	0	0	12,628	12,628	12,628	12,623	(5)	11,121	0	
2102I094-Support to Fisheries	4,733	0	165,942	478,353	478,353	808,003	329,649	217,189	0	
2102L006-Support to AcquaCulture-Ambo Farm	0	0	0	0	0	0	0	46,744	0	



.....
Mr. Toromon Metutera
Accountant General

Ministry of Finance and Economic Development
30th June 2023

Ministry	Revenue		Expenditure							Balance (Warrant - Exp.)
	Actual [Current Year]	Actual [Previous Year]	Original Budget [Current Year]	Revised Budget [Current Year]	Warrants Issued	Actual [Current Year]	Variance Over/ -Under	Actual [Previous Year]		
	AUD	AUD	AUD	AUD	AUD	AUD	AUD	AUD	AUD	
2102L094 Support to Fisheries (Western and Central Pacific Fisheries Commission)	0	0	600,000	600,000	600,000	0	(600,000)	0	0	
2103F058-Waa n oo for Beru, Marakei,etc	0	0	29,204	29,204	29,204	0	(29,204)	0	0	
2103L035-Support to Aquaculture (Ambo)	0	51,000	0	0	0	0	0	0	0	
2103L055-Support to Eco-Farm project	11,476	9,815	0	0	0	0	0	0	0	
21042917-Observer project fund	682,985	926,993	0	0	0	0	0	0	0	
2104H221-Support to Observers	1,000,000	2,501,316	317,938	1,660,738	1,660,738	636,316	(1,024,421)	914,255		
2105M011 Essential Assets topographic survey for SPC	3,057	0	3,050	3,050	3,050	2,520	(530)	0	0	
22013877-Medical Fund	0	0	0	0	0	0	0	0	0	
2201E214-Health specialist	200,000	510,862	68,000	203,000	203,000	136,412	(66,588)	147,599		
2201K050-Betio Hospital Project	0	0	0	0	0	0	0	0	0	
2201K051-Kiribati Intership Training Pr	300,000	525,000	121,000	300,000	300,000	258,635	(41,365)	248,602		
2201M036 Construction of 10 outer island clinics	0	0	1,400,000	1,400,000	1,400,000	1,046,380	(353,620)	0	0	



.....
Mr. Toromon Metutera
Accountant General

Ministry	Revenue		Expenditure						Balance (Warrant - Exp.)
	Actual [Current Year]	Actual [Previous Year]	Original Budget [Current Year]	Revised Budget [Current Year]	Warrants Issued	Actual [Current Year]	Variance Over/ -Under	Actual [Previous Year]	
	AUD	AUD	AUD	AUD	AUD	AUD	AUD	AUD	
2201M047 Essential Medical Equipment	441,982	0	441,982	441,982	441,982	348,509	(93,473)	0	
2201L045-Upgrading & Refur of Clinics	0	1,400,000	0	0	0	0	0	0	
2204C056-Medical overseas referral	2,000,000	4,100,000	1,000,000	3,251,057	3,251,057	3,399,368	148,311	1,469,294	
2204C057-Local referral	1,294,793	1,294,793	570,000	1,820,381	1,820,381	1,865,959	45,578	1,400,516	
2204G034-Directly obser treatm't support	138,570	138,570	41,571	138,570	138,570	133,970	(4,600)	142,580	
2301J038-Transport for students - trucks	0	0	19,356	19,356	19,356	19,273	(83)	45,796	
2301J039-Transport for students - buses	0	171,888	156,219	156,219	156,219	99,834	(56,385)	15,669	
2308C062-Overseas scholarship	18,409,085	3,500,000	1,950,000	18,727,560	18,727,560	15,387,778	(3,339,782)	6,139,325	
2308G004-Special consideration student	1,000,000	1,000,000	1,000,000	1,000,000	1,000,000	1,000,000	0	817,510	
2401K067-Banaba Airstrip	0	0	0	0	0	0	0	0	
2402G127-New Tekabiaua holding Ltd vess	0	0	0	0	0	0	0	0	
2402H090-General manager for kssl	0	65,000	0	0	0	0	0	57,700	

.....
Mr. Toromon Metutera
Accountant General

Ministry of Finance and Economic Development
30th June 2023

Ministry	Revenue				Expenditure						Balance (Warrant - Exp.) AUD
	Actual [Current Year]	Actual [Previous Year]	Original Budget [Current Year]	Revised Budget [Current Year]	Warrants Issued	Actual [Current Year]	Variance Over/ -Under	Actual [Previous Year]			
	AUD	AUD	AUD	AUD	AUD	AUD	AUD	AUD			
2404I057-Embraer Aircraft	0	0	0	0	0	0	0	0	0		
2408I073-CEO for tourism development	0	53,800	0	0	0	0	0	104,331	0		
2409I095-Support BwebwerikiNet	0	0	0	0	0	0	0	0	0		
2409J013-Outer island mobile towers	0	2,000,000	2,327,991	2,327,991	2,327,991	527,751	(1,800,240)	1,252,049	0		
2409K042-Government Wide Area Network	0	0	0	0	0	0	0	0	0		
2409L054-Microsoft office licenses for Government Use	0	0	0	0	0	0	0	180,439	0		
2501G005-Archival and storage facility	0	0	0	0	0	0	0	0	0		
2501I046-Infrastructure maintenance fund	3,000,000	0	2,613,689	5,036,261	5,036,261	3,935,315	(1,100,946)	1,376,291	0		
2501M042 Account opening pilot project	0	0	41,099	41,099	41,099	7,355	(33,744)	0	0		
2502I001-Copra price scheme	40,000,000	16,000,000	15,435,000	29,041,000	29,041,000	30,175,979	1,134,979	22,113,849	0		
2502I068-Kiribati Financial Mgm't Infor	0	0	700,000	1,500,000	1,500,000	1,212,850	(287,150)	0	0		
2502K001-Government Short-term Bridge F	0	0	0	0	0	0	0	0	0		



.....
Mr. Toromon Metutera

Accountant General

Ministry of Finance and Economic Development

30th June 2023

Page | 148

Ministry	Revenue		Expenditure							Balance (Warrant - Exp.) AUD
	Actual [Current Year]	Actual [Previous Year]	Original Budget [Current Year]	Revised Budget [Current Year]	Warrants Issued	Actual [Current Year]	Variance Over/ -Under	Actual [Previous Year]		
	AUD	AUD	AUD	AUD	AUD	AUD	AUD	AUD		
25048143-Terunga 2019	0	0	0	0	0	0	0	0	0	
2504A051-SOE reform programme	62,537	79,965	5,000	5,000	5,000	4,620	(380)	1,004		
2504C056-Overseas referral - Stranded	0	0	0	0	0	0	0	261,506		
2504I028-Development partners forum	0	100,000	0	0	0	0	0	0		
2504I057-Embraer Aircraft	0	0	0	0	0	0	0	949,437		
2504J012-Support to AKL Domestic Sector	0	0	0	0	0	0	0	0		
2504J102-Support to AKL's domestic sect	0	0	0	0	0	0	0	0		
2504K011-2020-2023 KDP Consultations	0	20,000	0	0	0	0	0	18,894		
2504K041-COVID-19 Relief Package	0	0	55,022	55,022	55,022	55,022	0	0		
2504K059-Covid-19 Relief Package	0	0	464,000	464,000	464,000	464,000	0	638,104		
2504K069 Port to Eligible stranded nationals (Unemployment stiumus pack)	0	0	421,357	771,357	771,357	166,101	(605,256)	0		



.....
Mr. Toromon Metutera
Accountant General

Ministry of Finance and Economic Development
30th June 2023
Page | 149

Ministry	Revenue		Expenditure							Balance (Warrant - Exp.)
	Actual [Current Year]	Actual [Previous Year]	Original Budget [Current Year]	Revised Budget [Current Year]	Warrants Issued	Actual [Current Year]	Variance Over/ -Under	Actual [Previous Year]		
	AUD	AUD	AUD	AUD	AUD	AUD	AUD	AUD	AUD	
2504K070-Covid-19 Relier business stimu	0	0	0	0	0	0	0	0	0	
2504K071-COVID-19 Emergency Response - (Cargo Buffer)	0	0	931,597	1,331,597	1,331,597	2,457,127	1,125,530	1,842,700		
2504K080-Support to stranded I- Kiribati	0	0	0	0	0	0	0	644,591		
2504L003-Repeat Stranded Nationals Overs	0	650,000	0	0	0	0	0	588,437		
2504M063 Support to KOIL	0	0	1,906,872	1,906,872	1,906,872	1,906,872	0	0		
2506J025-Household income & expenditure	0	0	0	0	0	0	0	0		
2601G068-Social stability fund	1,500,000	1,500,000	771,923	2,436,589	2,436,589	1,692,634	(743,956)	1,274,589		
26028143-Te Runga	0	0	0	0	0	0	0	0		
2602L040-Sport Complex Maintenance	0	0	0	0	0	0	0	11,542		
2602M046 GOK support to Commonwealth Games (Birmingham UK)	0	0	22,373	22,373	22,373	14,274	(8,099)	0		
2603L039-Support Fund for Unemployed	32,400,000	0	11,000,000	32,400,000	32,400,000	31,333,986	(1,066,014)	7,626,400		



.....
Mr. Toromon Metutera
Accountant General

Ministry of Finance and Economic Development
30th June 2023

Page | 150

Ministry	Revenue		Expenditure							Balance (Warrant - Exp.) AUD
	Actual [Current Year]	Actual [Previous Year]	Original Budget [Current Year]	Revised Budget [Current Year]	Warrants Issued	Actual [Current Year]	Variance Over/ -Under	Actual [Previous Year]		
	AUD	AUD	AUD	AUD	AUD	AUD	AUD	AUD		
2701F136-Expansion of Tungaur central h	0	0	78,043	204,112	204,112	130,192	(73,920)	394,637		
2704H108-Outer island infrastructure pr	0	0	1,920,000	1,920,000	1,920,000	720,217	(1,199,783)	812,231		
2705F135-Public and communal toilets fo	0	0	59,035	59,035	59,035	26,937	(32,098)	11,977		
2706I086-Water Tanks for household on B	0	0	0	0	0	0	0	158,594		
2706L010-Improving Banaba & Temwaiku wat	0	193,018	76,689	76,689	76,689	0	(76,689)	81,934		
2706L034-South Tarawa Water Supply	0	1,490,000	488,766	488,766	488,766	143,842	(344,923)	1,079		
2709I096-Infrastructure Maintenance Fund	0	0	0	0	0	0	0	0		
2709H010-Betio landfill seawall rehabl	0	0	0	0	0	0	0	0		
2709I049-Outer island access & passages	0	0	0	0	0	0	0	219,578		
2709I096-Infrastructure maintenance fun	0	6,000,000	0	0	0	0	0	189,560		



.....
Mr. Toromon Metutera
Accountant General

Ministry of Finance and Economic Development
30th June 2023

Page | 151

Ministry	Revenue		Expenditure							Balance (Warrant - Exp.) AUD
	Actual [Current Year]	Actual [Previous Year]	Original Budget [Current Year]	Revised Budget [Current Year]	Warrants Issued	Actual [Current Year]	Variance Over/ -Under	Actual [Previous Year]		
	AUD	AUD	AUD	AUD	AUD	AUD	AUD	AUD		
2901G133-Strengthening for Seaweed Sect	0	0	0	0	0	0	0	0	0	
2901K017-Shipping cost for public trans	0	0	0	0	0	0	0	0	0	
2901K057-Line & Phoenix Senior Seco sch	1,000,000	0	1,000,000	1,000,000	1,000,000	680,918	(319,082)	456,793		
2901L041-Kiritimati Mini Stadium Maintenance	0	0	0	0	0	0	0	15,379		
2904K048-E-Grade housing development	0	0	0	0	0	0	0	200,000		
2904K058-E-Grade Housing Development	0	0	0	0	0	0	0	0		
2905C038-Kiribati power supply, fuel	1,000,000	1,000,000	500,000	1,000,000	1,000,000	999,816	(184)	896,983		
2908J003-Tabwakea primary school	0	0	0	0	0	0	0	0		
2908J004-Toilet block at teraina airport	0	0	0	0	0	0	0	0		
3702H106-Automated system for customs d	0	0	0	0	0	0	0	7,425		
Net Movement of Adjustment	550									



.....
Mr. Toromon Metutera
Accountant General

Ministry of Finance and Economic Development
30th June 2023

Ministry	Revenue		Expenditure						Balance (Warrant - Exp.)
	Actual [Current Year]	Actual [Previous Year]	Original Budget [Current Year]	Revised Budget [Current Year]	Warrants Issued	Actual [Current Year]	Variance Over/ -Under	Actual [Previous Year]	
	AUD	AUD	AUD	AUD	AUD	AUD	AUD	AUD	
GOK Revolving fund	661,082	263,331	161,781	161,781	161,781	209,283	47,503	64,843	0
14024380-Passport fees	487,437	147,236	91,500	91,500	91,500	52,593	(38,907)	64,843	
1604L081 Agricultural inputs revolving	6,841	0	0	0	0	0	0	0	
2802E020 Recog.seasonal emplmt(revolvin	33,523	0	0	0	0	0	0	0	
15023927-Beru intergrated farming	0	1,144	0	0	0	0	0	0	
1502I021-Aranuka hardward project	813	12,628	15,102	15,102	15,102	15,102	0	0	
1604L080-Farm production revolving fund	91,583	55,179	55,179	55,179	55,179	141,589	86,410	0	
2103E037-Fishing gear	16,834	33,658	0	0	0	0	0	0	
2103I103-Marine safety gears	0	0	0	0	0	0	0	0	
2103L031-Outboard Motor Engine Spare pa	22,708	1,337	0	0	0	0	0	0	
28028019-RSE-revolving fund (GOK)	0	0	0	0	0	0	0	0	
2804C018-MTC course fees	1,343	12,150	0	0	0	0	0	0	

.....
Mr. Toromon Metutera
Accountant General

Ministry of Finance and Economic Development
30th June 2023

Ministry	Revenue		Expenditure							Balance (Warrant - Exp.)
	Actual [Current Year]	Actual [Previous Year]	Original Budget [Current Year]	Revised Budget [Current Year]	Warrants Issued	Actual [Current Year]	Variance Over/ -Under	Actual [Previous Year]		
	AUD	AUD	AUD	AUD	AUD	AUD	AUD	AUD	AUD	
Total- Govt. of Kiribati	106,969,791	50,072,151	50,036,043	114,275,883	114,275,883	103,029,143	(11,246,740)	56,506,453	0	
B. DEVELOPMENT PARTNERS										
ADB/GOK	10,949,869	2,065,511	7,149,825	8,257,421	8,257,421	5,112,280	(3,145,141)	1,700,905	0	
1401M026 Support to Desk officer position within Asia Pacific Division (MFAD)	0	0	16,500	16,500	16,500	10,005	(6,495)	0		
2501M073 Covid19 ADB Grant	0	0	7,423	7,423	7,423	0	(7,423)	0		
2504K036-COVID19 Emergency Response	0	2,065,511	0	0	0	0	0	1,700,905		
2504M018 Covid19 ADB Grant (support to Eligible stranded nationals)	1,331,878	0	556,366	1,331,878	1,331,878	1,176,185	(155,693)	0		
2504M025 Betio Power Station Rehabilitation (ADB Grant)	2,820,001	0	2,735,401	2,735,401	2,735,401	950,000	(1,785,401)	0		
2504M028 Covid19 ADB grant (support to island to island councils)	230,000	0	230,000	230,000	230,000	180,287	(49,713)	0		
2504M030 Covid 19 ADB Grant - support to Kiribati Police services	215,063	0	184,688	184,688	184,688	0	(184,688)	0		



.....
Mr. Toromon Metutera

Accountant General

Ministry of Finance and Economic Development

30th June 2023

Page | 154

Ministry	Revenue		Expenditure							Balance (Warrant - Exp.)
	Actual [Current Year]	Actual [Previous Year]	Original Budget [Current Year]	Revised Budget [Current Year]	Warrants Issued	Actual [Current Year]	Variance Over/ -Under	Actual [Previous Year]		
	AUD	AUD	AUD	AUD	AUD	AUD	AUD	AUD		
2504M034 Covid19-ADB Grant Support to MHMS	2,303,106	0	1,460,337	1,792,421	1,792,421	1,493,619	(298,802)	0		
2504M035 Covid-19 ADB Grant support to MOE	1,111,501	0	1,004,038	1,004,038	1,004,038	709,451	(294,587)	0		
2504M041 Office transport	746,000	0	746,000	746,000	746,000	492,679	(253,321)	0		
2504M050 PSO Graduate Scheme	213,521	0	209,072	209,072	209,072	100,054	(109,017)	0		
2504M082 Quarantine centers in Tarawa	1,940,000	0	0	0	0	0	0	0		
2504M083 Improvement to strengthen financial system	38,800	0	0	0	0	0	0	0		
AusAID/AAP/DFAT	1,247,059	1,727,392	2,183,237	2,485,391	2,485,391	849,515	(1,635,876)	660,570	0	
09012262-Disaster Betio hospital seawal	0	0	0	0	0	0	0	0		
0901K033-Covid19 Public Awareness	0	0	49,980	49,980	49,980	22,049	(27,931)	0		
0905K013-DFAT emergency response to aff	0	0	29,788	29,788	29,788	300	(29,488)	0		
1001K006-Pacific Regional Conference	0	0	0	0	0	0	0	0		



.....
Mr. Toromon Metutera
Accountant General

Ministry of Finance and Economic Development
30th June 2023

Ministry	Revenue		Expenditure							Balance (Warrant - Exp.) AUD
	Actual [Current Year]	Actual [Previous Year]	Original Budget [Current Year]	Revised Budget [Current Year]	Warrants Issued	Actual [Current Year]	Variance Over/ -Under	Actual [Previous Year]		
	AUD	AUD	AUD	AUD	AUD	AUD	AUD	AUD		
1401K038-Government prioritization retr	0	0	0	0	0	0	0	0	0	
1401L013-Repatriation Assistance to Seasonal Workers and Vulnerable I-Kiribati	0	299,985	163,424	234,428	234,428	213,420	(21,008)	65,557		
1401L063-Support for formulation of the Kiribati Foreign Policy	0	39,985	0	0	0	0	0	15,439		
1401L065-National At the Office of the President of the General Assembly	0	158,700	32,307	32,307	32,307	160,526	128,220	51,011		
1803M023 Open integrated market	755,804	0	163,970	163,970	163,970	83,831	(80,139)	0		
2101E079-Community based fisheries mgnt	0	126,308	0	0	0	0	0	192,794		
2201H043-Eliminate dengue program	0	235,386	235,386	235,386	235,386	28,016	(207,371)	0		
2201H048-Vaccine procurement	0	0	0	0	0	0	0	490		
2201K031-Covid-19 Preparedness & Respon	0	0	0	0	0	0	0	4,410		



.....
Mr. Toromon Metutera
Accountant General

Ministry of Finance and Economic Development
30th June 2023

Ministry	Revenue		Expenditure						Balance (Warrant - Exp.) AUD
	Actual [Current Year]	Actual [Previous Year]	Original Budget [Current Year]	Revised Budget [Current Year]	Warrants Issued	Actual [Current Year]	Variance Over/ -Under	Actual [Previous Year]	
	AUD	AUD	AUD	AUD	AUD	AUD	AUD	AUD	
2201M064 Logistic Support for Covid19 vaccination DFAT	249,980	0	249,980	249,980	249,980	0	(249,980)	0	
2203I047-National hepatitis B program	0	0	0	0	0	0	0	0	
2207I078-Travel Plan for Tupaia & mSupp	0	0	0	0	0	0	0	647	
2208F028-Rebuild & strength tungaru reh	0	0	0	0	0	0	0	0	
2307B007-Teachers' trainee salary & all	0	6,620	0	0	0	0	0	0	
2409K032-Covid19 Transport & ICT	0	0	0	0	0	0	0	99,883	
2409L020-Cybersecurity Awareness Program	0	9,985	0	0	0	0	0	6,603	
2501K082-Quarantine Cost for SPMS crews	0	0	0	0	0	0	0	0	
2502L011-Project reconciliation	0	99,985	10,114	10,114	10,114	10,000	(114)	73,975	
2502M013-Support fund to Unemployed (SF)	0	257,000	25,700	25,700	25,700	22,132	(3,568)	0	
2603H041-Support to TTM seawall & manea	0	0	0	0	0	0	0	0	

.....
Mr. Toromon Metutera

Accountant General

Ministry of Finance and Economic Development

30th June 2023

Page | 157

Ministry	Revenue		Expenditure						Balance (Warrant - Exp.) AUD
	Actual [Current Year]	Actual [Previous Year]	Original Budget [Current Year]	Revised Budget [Current Year]	Warrants Issued	Actual [Current Year]	Variance Over/ -Under	Actual [Previous Year]	
	AUD	AUD	AUD	AUD	AUD	AUD	AUD	AUD	
2605G082-Respectful relationship progra	0	0	0	0	0	0	0	0	0
2605H056-Support to org'al assessm't of	0	0	0	0	0	0	0	31,291	0
2605K022-Support to GEWD policy impleme	0	0	0	0	0	0	0	0	0
2605M021 Support to Women's Development Activities	0	0	65,095	65,095	65,095	36,231	(28,864)	0	0
2607L012-Furnishing Te Toa Matoa Centre	0	0	25,212	25,212	25,212	15,312	(9,899)	44,602	0
2607L038-Disability COVID-19 awareness	0	493,438	0	0	0	0	0	3,962	0
2607M031 Kiribati National Disability & Action Plan 2018- 2021	72,320	0	72,320	72,320	72,320	33,436	(38,884)	0	0
2701L033-Polymerase Chain reaction fa	0	0	0	0	0	0	0	0	0
2705K043-MHMS PCR Facility Quality Revi	0	0	0	0	0	0	0	0	0
2705K045 Mental Health rehabilitation facility	0	0	269,990	269,990	269,990	163,829	(106,161)	0	0



.....
Mr. Toromon Metutera
Accountant General

Ministry of Finance and Economic Development
30th June 2023

Page | 158

Ministry	Revenue				Expenditure							Balance (Warrant - Exp.) AUD
	Actual [Current Year]	Actual [Previous Year]	Original Budget [Current Year]	Revised Budget [Current Year]	Warrants Issued	Actual [Current Year]	Variance Over/ -Under	Actual [Previous Year]				
	AUD	AUD	AUD	AUD	AUD	AUD	AUD	AUD	AUD	AUD		
2705L033-PCR Laboratory Construction	0	0	192,714	423,864	423,864	50	(423,814)	0				
2705L043 AMAK Rehabilitation	0	0	279,955	279,955	279,955	0	(279,955)	0				
2705L044 Kiribati School and Center for children with special needs (KSCCSN) Facility upgrade	0	0	249,993	249,993	249,993	0	(249,993)	0				
2708H070-Te toa matoa (TTM) centre	0	0	67,311	67,311	67,311	60,383	(6,928)	978				
2805L544-MTC Institutional Strengthening Program	0	0	0	0	0	0	0	68,929				
2901N027 Nei Baneawa Linnix (2901N027)	168,955	0	0	0	0	0	0	0				
Canada	0	0	0	0	0	0	0	0				
1604K005-Shredder machine - Butaritari	0	0	0	0	0	0	0	0				
China (PRC)	14,215,282	8,557,801	15,626,191	23,367,807	23,367,807	19,331,297	(4,036,511)	9,694,457				
0901K027-Kiribati national day support	0	0	0	0	0	0	0	0				
0901K028-Small Grants	2,000,500	0	101,000	2,151,000	2,151,000	1,683,801	(467,199)	2,050,144				



.....
Mr. Toromon Metutera
Accountant General

Ministry of Finance and Economic Development
30th June 2023

Page | 159

Ministry	Revenue		Expenditure						Balance (Warrant - Exp.) AUD
	Actual [Current Year]	Actual [Previous Year]	Original Budget [Current Year]	Revised Budget [Current Year]	Warrants Issued	Actual [Current Year]	Variance Over/ -Under	Actual [Previous Year]	
	AUD	AUD	AUD	AUD	AUD	AUD	AUD	AUD	
0901K035-Kiribati National Day Support	100,000	100,000	100,000	100,000	100,000	95,679	(4,321)	109,176	
0901K049-Disaster Resilience Fund	2,012,476	2,050,000	570,537	4,110,887	4,110,887	2,289,179	(1,821,708)	1,428,473	
0901M049 Draught Assistance	60,000	0	0	0	0	0	0	0	
0901M058 PRC Support to Ministerial commitment Project	500,000	0	500,000	500,000	500,000	360	(499,640)	0	
0905M070 COP27	10,000	0	0	0	0	0	0	0	
1001K048-In service Training PRC	170,000	0	170,000	340,000	340,000	308,471	(31,529)	17,879	
1001M055 Support to Kiribati Delegation in attending the UNTOC	23,134	0	23,134	23,134	23,134	23,041	(93)	0	
1401L001 -Stranded Nationals Repatriation	0	0	0	0	0	0	0	127,135	
1502K034-Upgrading of social facilities	1,000,000	1,000,000	84,365	1,917,651	1,917,651	1,453,669	(463,982)	687,470	
1502N007 North Tarawa Police Office and Cell	85,744	0	0	0	0	0	0	0	
1502N008 Beru Police Office and Cell	147,542	0	0	0	0	0	0	0	



.....
Mr. Toromon Metutera
Accountant General

Ministry	Revenue		Expenditure							Balance (Warrant - Exp.)
	Actual [Current Year]	Actual [Previous Year]	Original Budget [Current Year]	Revised Budget [Current Year]	Warrants Issued	Actual [Current Year]	Variance Over/ -Under	Actual [Previous Year]		
	AUD	AUD	AUD	AUD	AUD	AUD	AUD	AUD	AUD	
1502N009 Maiana Police Office and Cell	138,548	0	0	0	0	0	0	0	0	0
1502N010 Abaiang Police Office and Cell	180,452	0	0	0	0	0	0	0	0	0
1502N011 Teabike College Project Phase I	480,666	0	0	0	0	0	0	0	0	0
1601L075-MELAD week prize Donation	0	0	0	0	0	0	0	1,140	0	0
1602L051-Food System National Dialogue	0	1,200	0	0	0	0	0	0	0	0
1604L076-Tobwaan Te Maiuraoi Farm (PRC)	0	252,707	55,336	55,336	55,336	75,000	19,664	175,148	0	0
1801I107-Building and infrastructure Maintenance	0	0	0	0	0	0	0	0	0	0
1802M040 Innovation & Entrepreneurship	56,400	0	50,800	56,400	56,400	55,208	(1,192)	0	0	0
2201K026-Medical Fund	400,000	0	657,620	800,000	800,000	715,052	(84,948)	0	0	0
2301M056 Charter for trucks	154,005	0	154,005	154,005	154,005	105,031	(48,974)	0	0	0
2301M078 Award for Students	22,000	0	0	0	0	0	0	0	0	0



.....
Mr. Toromon Metutera

Accountant General

Ministry of Finance and Economic Development

30th June 2023

Page | 161

Ministry	Revenue		Expenditure							Balance (Warrant - Exp.) AUD
	Actual [Current Year]	Actual [Previous Year]	Original Budget [Current Year]	Revised Budget [Current Year]	Warrants Issued	Actual [Current Year]	Variance Over/ -Under	Actual [Previous Year]		
	AUD	AUD	AUD	AUD	AUD	AUD	AUD	AUD		
2401L083-Tug and Barge for Kiribati National Shipping Line Ltd (KNSL)	0	4,752,000	0	0	0	0	0	4,752,000	0	
2401M043 Purchase of a landing craft for the line and phoenix islands	4,540,000	0	4,540,000	4,540,000	4,540,000	4,540,000	0	0	0	
2404K075-Embraer Aircraft	0	0	0	0	0	0	0	0	0	
2504L062-Covid-19 Vaccine roll out and transport	0	400,894	0	0	0	0	0	75,334	0	
2504M002 Embraer - AKL Fleet Financing Project	0	0	7,280,000	7,280,000	7,280,000	7,530,514	250,514	0	0	
2504M051 Covid-19 Support (KPS COVID-19 Reimbursement)	0	0	290,945	290,945	290,945	290,936	(9)	0	0	
2504N026 Anti COVID-19 Cooperation Fund PRC	293,815	0	0	0	0	0	0	0	0	
2604L060-Youth & Children Got Talent	0	1,000	0	0	0	0	0	0	0	
2606K052-Social stability fund	500,000	0	746,409	746,409	746,409	0	(746,409)	0	0	
2701M019 Solar Kits Donation	0	0	3,000	3,000	3,000	3,019	19	0	0	
2706L072-Global handwashing an world toilet day	0	0	0	0	0	0	0	0	0	



.....
Mr. Toromon Metutera
Accountant General

Ministry of Finance and Economic Development
30th June 2023

Ministry	Revenue						Expenditure						Balance (Warrant - Exp.)
	Actual [Current Year]	Actual [Previous Year]	Original Budget [Current Year]	Revised Budget [Current Year]	Warrants Issued	Actual [Current Year]	Variance Over/ -Under	Actual [Previous Year]	Balance (Warrant - Exp.)				
	AUD	AUD	AUD	AUD	AUD	AUD	AUD	AUD	AUD				
2706N012 Reverse Osmosis Sea Water Desalination Plant-Emergency Drought Relief	1,340,000	0	0	0	0	0	0	0	0	0	0	0	
2709L026-Buota Submerged Causeway	0	0	299,040	299,040	299,040	162,336	(136,704)	270,560					
EU	28,743	288	7,767	40,634	40,634	40,498	(136)	36,362	0	0	0	0	
1503L008-Slum Upgrading Programme	28,743	0	7,767	40,634	40,634	40,498	(136)	12,949					
2103B088-Fisheries sector pocily devel	0	288	0	0	0	0	0	23,413					
2409J049-International visitors survey	0	0	0	0	0	0	0	0					
2908I081-Focus Group for Land Use Plann	0	0	0	0	0	0	0	0					
FAO	146,428	107,875	95,834	197,385	197,385	140,032	(57,353)	51,193	0	0	0	0	
1503M054 Resilient Islands, Resilient communities	23,383	0	23,383	23,383	23,383	20,227	(3,156)	0					
1602L036-ECD Resilient Islands & Commun	54,422	46,584	42,840	55,204	55,204	52,756	(2,448)	45,803					



.....
Mr. Toromon Metutera
Accountant General

Ministry of Finance and Economic Development
30th June 2023

Ministry	Revenue		Expenditure						Balance (Warrant - Exp.)
	Actual [Current Year]	Actual [Previous Year]	Original Budget [Current Year]	Revised Budget [Current Year]	Warrants Issued	Actual [Current Year]	Variance Over/ -Under	Actual [Previous Year]	
	AUD	AUD	AUD	AUD	AUD	AUD	AUD	AUD	
1604M066 FAO LOA TCP/SAP/3805	5,985	0	5,844	5,844	5,844	1,251	(4,594)	0	
1604N035 Mgm't Services for adaptation	5,345	0	0	0	0	0	0	0	
2103L042-Resilient islands resilient communities (R2R)	57,293	61,291	23,767	112,954	112,954	65,799	(47,155)	5,391	
FFA	120,933	0	0	0	0	0	0	7,308	
2103J034-National Offshore and Costal F	0	0	0	0	0	0	0	5,958	
2104H066- Vessel monitoring system	0	0	0	0	0	0	0	1,350	
2104M081 Workshop and Training for Observers	120,933	0	0	0	0	0	0	0	
India	0	55,671	8,458	8,458	8,458	2,868	(5,590)	73,129	
2702H115-Solar light kits for household	0	40	0	0	0	0	0	0	
2702I012-PV solar mini off-grid for rua	0	55,631	8,458	8,458	8,458	2,868	(5,590)	73,129	

.....
Mr. Toromon Metutera

Accountant General

Ministry of Finance and Economic Development

30th June 2023

Page | 164

Ministry	Revenue		Expenditure							Balance (Warrant - Exp.)
	Actual [Current Year]	Actual [Previous Year]	Original Budget [Current Year]	Revised Budget [Current Year]	Warrants Issued	Actual [Current Year]	Variance Over/ -Under	Actual [Previous Year]		
	AUD	AUD	AUD	AUD	AUD	AUD	AUD	AUD	AUD	
Italy	0	0	252,653	411,040	411,040	291,315	(119,725)	72,647	0	
27021038-PV solar off-grid system for f	0	0	0	0	0	0	0	17,713		
2702J005-Sustainable Water Supply Rural	0	0	46,092	204,479	204,479	92,438	(112,041)	53,462		
2702L023-PV solar off-grid system 4 sch	0	0	206,561	206,561	206,561	198,877	(7,684)	1,472		
Japan	0	255,228	216,846	240,914	240,914	144,741	(96,173)	142,436	0	
15021017 TUC Garbage Truck	0	0	3,369	3,369	3,369	0	(3,369)	0		
2103L028-Tanaea Hatchery Renovation	0	230,699	120,000	132,716	132,716	130,962	(1,755)	97,983		
2103L030-FAO FISHFAD Project	0	24,529	16,141	27,493	27,493	13,780	(13,713)	12,230		
2203K024-Betio Clinics rehabilitation p	0	0	51,716	51,716	51,716	0	(51,716)	32,223		
2211J002-Linnix dental lab	0	0	25,620	25,620	25,620	0	(25,620)	0		
2301J031-Construction of New JSS TUC1	0	0	0	0	0	0	0	0		
NZAP/MFAT	4,844,546	13,139,052	8,525,852	11,482,688	11,482,688	7,857,256	(3,625,432)	3,929,707	0	

.....
Mr. Toromon Metutera

Accountant General

Ministry of Finance and Economic Development

30th June 2023

Page | 165

Ministry	Revenue				Expenditure						Balance (Warrant - Exp.)
	Actual [Current Year]	Actual [Previous Year]	Original Budget [Current Year]	Revised Budget [Current Year]	Warrants Issued	Actual [Current Year]	Variance Over/ -Under	Actual [Previous Year]			
	AUD	AUD	AUD	AUD	AUD	AUD	AUD	AUD			
0901M065 Support to the Photography competition during the resilience	210	0	210	210	210	0	(210)	0	0		
0905K010-Emergency resp to affected Isl	0	0	18,365	18,365	18,365	13,164	(5,202)	0	0		
0905M005-Temaiku Project (Support fund)	0	10,846	10,846	10,846	10,846	10,516	(330)	0	0		
1401K063-Government prioritization retr	0	0	0	0	0	0	0	0	0		
1401K068-Government prioritization retr	0	0	0	0	0	0	0	0	0		
1401L058-Support for UN Affairs and Communications Officer Position	0	16,684	6,702	12,181	12,181	8,505	(3,676)	4,503	0		
1502H007-Solid Waste Management Phase II	0	0	0	0	0	0	0	0	0		
1602C016-Solid waste mgt initiatives	0	0	0	0	0	0	0	0	0		
1602H007-Solid waste mgt UDP phaseII	0	949,484	232,729	373,274	373,274	378,816	5,542	394,462	0		



.....
Mr. Toromon Metutera

Accountant General

Ministry of Finance and Economic Development

30th June 2023

Page | 166

Ministry	Revenue				Expenditure							Balance (Warrant - Exp.)
	Actual [Current Year]	Actual [Previous Year]	Original Budget [Current Year]	Revised Budget [Current Year]	Warrants Issued	Actual [Current Year]	Variance Over/ -Under	Actual [Previous Year]	AUD	AUD		
	AUD	AUD	AUD	AUD	AUD	AUD	AUD	AUD			AUD	
1602N001 Solid waste management Phase III	315,940	0	0	0	0	0	0	0	0	0	0	0
1803J045-MCIC trade adviser	0	0	0	0	0	0	0	0	0	0	0	0
2103F129-Kiribati sustain coastal fishe	0	0	0	0	0	0	0	0	0	0	0	0
2103H093-Joint kiribati sustainable fis	0	740,466	163,750	827,384	827,384	751,167	(76,217)	545,638				
2201J021-Kiribati Australia health sect	1,413,560	367,125	268,039	889,921	889,921	543,712	(346,209)	681,630				
2201K016-Quick fix maintenance fund	0	0	82,487	82,487	82,487	78,795	(3,692)	4,045				
2201K040-Covid-19 Health Sys Preparedne	0	0	0	0	0	0	0	0				
2201L052-Public Health Clinic	0	1,246,470	1,246,470	1,246,470	1,246,470	691,266	(555,204)	0				
2203H036-Diabetic retinopathy project	0	28,880	32,032	32,032	32,032	14,726	(17,306)	35,604				
2203H046-National tb & leprosy program	0	0	0	0	0	0	0	2,330				
2203H071-Combat NCDs in Kiribati	0	0	15,832	15,832	15,832	14,376	(1,456)	490				



.....
Mr. Toromon Metutera
Accountant General

Ministry of Finance and Economic Development
30th June 2023

Page | 167

Ministry	Revenue				Expenditure						Balance (Warrant - Exp.) AUD
	Actual [Current Year]	Actual [Previous Year]	Original Budget [Current Year]	Revised Budget [Current Year]	Warrants Issued	Actual [Current Year]	Variance Over/ -Under	Actual [Previous Year]			
	AUD	AUD	AUD	AUD	AUD	AUD	AUD	AUD			
2203K030-Kiribati NCD's Strategic Plan	18,763	0	269,488	764,557	764,557	386,197	(378,360)	171,368			
2203L049-COVID19 Vaccine Deployment Plan	0	1,860,140	405,228	1,245,426	1,245,426	1,111,354	(134,072)	577,984			
2311L071-Outerislands school project ma	0	5,638,885	2,622,117	2,622,117	2,622,117	715,181	(1,906,936)	2,555			
2401E228-Kiribati Maritime Safety Progr	0	141,048	86,500	243,081	243,081	181,082	(61,999)	187,472			
2504K018-COVID-19 project	0	22,700	0	0	0	0	0	0			
2504L017-Finalisation Kiribati Deveplan	0	17,000	0	0	0	0	0	10,760			
2506M004 Kiribati Population register Development project	0	0	133,623	167,071	167,071	81,611	(85,460)	0			
2603K062-Development skills training	0	0	0	0	0	0	0	3,148			
2605D121-Support to women	0	0	0	0	0	0	0	0			
2701K020-Improving access to quality po	0	0	0	0	0	0	0	0			
2701K065-PUB assistance for critical sp	0	0	0	0	0	0	0	0			



.....
Mr. Toromon Metutera
Accountant General

Ministry of Finance and Economic Development
30th June 2023

Page | 168

Ministry	Revenue		Expenditure							Balance (Warrant - Exp.)
	Actual [Current Year]	Actual [Previous Year]	Original Budget [Current Year]	Revised Budget [Current Year]	Warrants Issued	Actual [Current Year]	Variance Over/ -Under	Actual [Previous Year]		
	AUD	AUD	AUD	AUD	AUD	AUD	AUD	AUD	AUD	
2702L066-Kiribati Utilities Reform Prog	2,194,303	2,099,324	1,931,094	1,931,094	1,931,094	1,931,094	0	508,206		
2704K047 WASH from the Start	0	0	0	0	0	0	0	0		
2706H004-Strengthening water security o	0	0	0	0	0	0	0	0		
2706I040 Water Security Support for S.T	899,970	0	899,970	899,970	899,970	899,970	0	0		
2706M022 Kiribati world water day	500	0	500	500	500	320	(180)	0		
2706M076 Kiribati World Toilet Day -MFAT	600	0	600	600	600	0	(600)	0		
2706M077 Kiribati World Toilet Day - Rotomould	700	0	700	700	700	0	(700)	0		
28054497-MTC institutional strengthenin	0	0	98,570	98,570	98,570	45,403	(53,167)	0		
2904L058-E-Grade Housing Deelopment	0	0	0	0	0	0	0	799,511		
Others	2,091,261	11,008,941	1,645,767	2,441,704	2,441,704	1,666,051	(775,653)	1,130,677	0	
0904F100-Seismic station support	6,891	0	12,124	12,124	12,124	4,184	(7,940)	0		



.....
Mr. Toromon Metutera
Accountant General

Ministry of Finance and Economic Development
30th June 2023

Ministry	Revenue				Expenditure						
	Actual [Current Year]	Actual [Previous Year]	Original Budget [Current Year]	Revised Budget [Current Year]	Warrants Issued	Actual [Current Year]	Variance Over/ -Under	Actual [Previous Year]	Balance (Warrant - Exp.)		
	AUD	AUD	AUD	AUD	AUD	AUD	AUD	AUD	AUD		
0904K079-Support development KMS Strate	0	0	11,220	11,220	11,220	3,994	(7,226)	6,742			
0904L047-Support for KMS Conference Sys	0	13,950	0	0	0	0	0	13,950			
0904L048-Wave Buoy Deployment	0	1,229	0	0	0	0	0	2,049			
0904L059- Consultation&DevelopMeteorolog	0	16,962	5,555	5,555	5,555	5,550	(5)	11,407			
0904M069 Kiribati Early action rainfall (EAR) watch expansion	39,970	0	39,970	39,970	39,970	25,941	(14,029)	0			
0904N037 MET Reimbursement frm Bureau o	570	0	0	0	0	0	0	0			
0905M072 KNEG meeting reimbursement	2,925	0	0	0	0	0	0	0			
1003M048 Supporting to outreach and advocacy events with PSO	35,171	0	35,171	35,171	35,171	8,973	(26,199)	0			
1103K058-Diploma in Justice	0	0	0	0	0	0	0	1,255			
1103K085-Allowances Diplo injustice USP	15,060	1,255	0	0	0	0	0	0			
1401J069 Support to Kiribati youth part	16,500	0	0	0	0	0	0	0			

.....
Mr. Toromon Metutera

Accountant General

Ministry of Finance and Economic Development

30th June 2023

Page | 170

Ministry	Revenue		Expenditure							Balance (Warrant - Exp.) AUD
	Actual [Current Year]	Actual [Previous Year]	Original Budget [Current Year]	Revised Budget [Current Year]	Warrants Issued	Actual [Current Year]	Variance Over/ -Under	Actual [Previous Year]		
	AUD	AUD	AUD	AUD	AUD	AUD	AUD	AUD		
1502F133-Maman Kaburara causeway	0	0	38,028	38,028	38,028	5,748	(32,280)	918		
1502H062 TUC garage tools (Extension of	0	0	6,067	6,067	6,067	0	(6,067)	0		
1503H007-Solid waste mgnt - UDP phase2	0	0	78,799	88,887	88,887	76,190	(12,697)	79,209		
1504J052 National cultural day 2019	1,000	0	0	0	0	0	0	0		
1601H061-PIPA Trust	104,602	157,841	72,263	72,263	72,263	72,263	0	177,841		
1601N033 Promoting Env'tal Sound Mgm't	86,422	0	0	0	0	0	0	0		
1602H050-Minamata initial assessment	0	0	11,418	34,666	34,666	3,591	(31,075)	6,736		
1602J027-Leverage the development of Io	0	0	0	0	0	0	0	0		
1602K072-Kiritimati Island Conservation	236,240	0	150,001	241,957	241,957	237,052	(4,905)	183,342		
1602L061-Fourth National Biosafety Rept	0	24,674	10,554	19,104	19,104	16,112	(2,992)	5,570		
1602M015 Biennial update report 2022 tranche	69,439	0	69,439	137,932	137,932	99,952	(37,981)	0		



.....
Mr. Toromon Metutera

Accountant General

Ministry of Finance and Economic Development

30th June 2023

Page | 171

Ministry	Revenue		Expenditure						Balance (Warrant - Exp.)
	Actual [Current Year]	Actual [Previous Year]	Original Budget [Current Year]	Revised Budget [Current Year]	Warrants Issued	Actual [Current Year]	Variance Over/ -Under	Actual [Previous Year]	
	AUD	AUD	AUD	AUD	AUD	AUD	AUD	AUD	
1604F146 Saw milling of senile coconut	1,109	0	36,200	36,200	36,200	7,358	(28,842)	0	
1604I082-Pacific Soil Management	0	51,547	6,245	6,245	6,245	1	(6,244)	14,175	
1604K007-Scaling the OPPO Abaiang Islan	0	0	0	0	0	0	0	0	
1604K021- Agricultural equipment	0	0	0	0	0	0	0	0	
1604K025-Resilient Islands/Communities	0	0	4,425	4,425	4,425	0	(4,425)	2,011	
1604K064-Support World Food Day Activit	4,720	0	287	287	287	1,013	725	668	
1604M017 Implementation of the Montreal Protocol ISP Phase V111	54,825	0	54,825	54,825	54,825	44,109	(10,716)	0	
1604N034 ALD Farm Temaiku Reimbursement	5,600	0	0	0	0	0	0	0	
1803I036-Enhancing Inclusive Sustainabl	0	0	0	0	0	0	0	9,384	
1803M060 Awareness and promotion of Pacer plus Kiribati	26,000	0	26,000	26,000	26,000	13,471	(12,529)	0	



.....
Mr. Toromon Metutera
Accountant General

Ministry of Finance and Economic Development
30th June 2023

Page | 172

Ministry	Revenue		Expenditure							Balance (Warrant - Exp.)
	Actual [Current Year]	Actual [Previous Year]	Original Budget [Current Year]	Revised Budget [Current Year]	Warrants Issued	Actual [Current Year]	Variance Over/ -Under	Actual [Previous Year]		
	AUD	AUD	AUD	AUD	AUD	AUD	AUD	AUD	AUD	
2101A056-Fisheries New HQ Office	0	0	0	0	0	0	0	0	0	0
2101F048-MFMRD boat&engine procurement	0	0	42,433	302,433	302,433	160,858	(141,575)	40,751		
2103I071-Observer project fund	0	0	0	0	0	0	0	0		
2103L037 Koil Support to Renewable Energy Sector	16,352	0	0	0	0	0	0	0		
2103L084-Community based fisheries mang	235,711	54,970	37,479	212,445	212,445	183,127	(29,318)	23,471		
2201M061 Essential Medicines and Medical supplies of covid19	204,307	0	204,307	204,307	204,307	202,353	(1,955)	0		
2201M062 PEARL	199,955	0	93,000	93,000	93,000	53,673	(39,327)	0		
2202M020-Hepatitis (HOPE)	0	8,614	8,614	8,614	8,614	8,614	0	0		
2203G081-Kiribati trachoma program	18,856	179,383	77,318	205,740	205,740	167,449	(38,291)	39,413		
2203G132-Diabetic retinopathy	0	0	0	0	0	0	0	4,353		
2203I045-National leprosy Elimination P	37,759	22,011	35,704	37,759	37,759	27,067	(10,692)	23,281		
2203J036-Social exological traps & inte	0	0	0	0	0	0	0	0		

.....
Mr. Toromon Metutera
Accountant General

Ministry of Finance and Economic Development
30th June 2023

Ministry	Revenue		Expenditure							Balance (Warrant - Exp.)
	Actual [Current Year]	Actual [Previous Year]	Original Budget [Current Year]	Revised Budget [Current Year]	Warrants Issued	Actual [Current Year]	Variance Over/ -Under	Actual [Previous Year]		
	AUD	AUD	AUD	AUD	AUD	AUD	AUD	AUD	AUD	
2203K027-Nanikaai Community Nutrition	0	0	0	0	0	0	0	0	0	0
2211E098-Fencing for womens mental heal	0	0	0	0	0	0	0	0	0	0
2304M032 Kiribati Innovative Funding Project	12,568	0	8,190	8,190	8,190	5,164	(3,027)	0	0	0
2306I014 Improving Teachers' Quality (K	2,069	0	2,000	2,000	2,000	883	(1,117)	0	0	0
2309N032 US Corner Equipment - KNLA	8,254	0	0	0	0	0	0	0	0	0
2402M006-Marine Buoy	0	57,686	54,686	54,686	54,686	52,333	(2,352)	0	0	0
2501H099-UNESCAP Annual Ministerial Mee	0	0	0	0	0	0	0	0	0	0
25020000-Unallocated credits	533,978	10,393,193	0	0	0	0	0	0	0	0
2504I923-Acquittal of world meteorologic	0	0	0	0	0	0	0	0	0	0
2504J072-Legal advisory services	0	0	0	0	0	0	0	0	0	0
2504M033 Eita Village Maneaba	0	0	6,681	6,681	6,681	6,681	0	0	0	0
2506M016-Kiribati Population Register D	23,587	25,626	21,054	49,213	49,213	33,531	(15,682)	0	0	0



.....
Mr. Toromon Metutera

Accountant General

Ministry of Finance and Economic Development

30th June 2023

Page | 174

Ministry	Revenue		Expenditure							Balance (Warrant - Exp.)
	Actual [Current Year]	Actual [Previous Year]	Original Budget [Current Year]	Revised Budget [Current Year]	Warrants Issued	Actual [Current Year]	Variance Over/ -Under	Actual [Previous Year]		
	AUD	AUD	AUD	AUD	AUD	AUD	AUD	AUD	AUD	
2601E064-Support to MWYSA&ESGBV	0	0	0	0	0	0	0	0	0	0
2602G015 Sport Incentive for Pacific Game	0	0	4,500	4,500	4,500	4,500	0	0	0	0
2602M045 Commonwealth Games Birmingham UK	68,862	0	68,862	68,862	68,862	68,812	(50)	0	0	0
2702M027 Solarization of Junior Secondary Schools	0	0	49,867	49,867	49,867	44,475	(5,392)	0	0	0
2706J056-Sanitation roadmap addendum	0	0	235,684	235,684	235,684	114	(235,570)	342,108	0	0
2802M079 Salaries for labour officers and Assistant labour officers	21,959	0	21,959	21,959	21,959	20,915	(1,044)	0	0	0
2908H007-Solid waste mgnt - UDPII	0	0	4,838	4,838	4,838	0	(4,838)	142,042	0	0
PIFS	0	0	5,520	4,805	4,805	1,795	(3,010)	0	0	0
1401K060-National Consultation Blue Pac	0	0	0	0	0	0	0	0	0	0
1604M003 In Support of KOFA reviving	0	0	5,520	4,805	4,805	1,795	(3,010)	0	0	0

.....
Mr. Toromon Metutera
Accountant General

Ministry of Finance and Economic Development
30th June 2023

Ministry	Revenue				Expenditure						Balance (Warrant - Exp.)
	Actual [Current Year]	Actual [Previous Year]	Original Budget [Current Year]	Revised Budget [Current Year]	Warrants Issued	Actual [Current Year]	Variance Over/ -Under	Actual [Previous Year]	AUD	AUD	
	AUD	AUD	AUD	AUD	AUD	AUD	AUD	AUD			
PNG	0	0	0	0	0	0	0	0	0	0	0
2501K004-Hon. Vice President's manecaba	0	0	0	0	0	0	0	0	0	0	0
SPC	417,037	237,163	368,564	445,981	445,981	165,059	(280,923)	235,157	0	0	
0901G090-Building safety&resilience in	0	0	0	0	0	0	0	18,205	0	0	
0904K023-Impact Based Forecast Coastal	0	0	0	0	0	0	0	0	0	0	
1602H092-GEF Pacific International Wate	0	101,939	0	0	0	0	0	122,587	0	0	
2203D096 Environmental health inspection	160	0	0	0	0	0	0	0	0	0	
2307J020-SPFSC exam administration	0	741	0	0	0	0	0	1,516	0	0	
2308F150-PILNA	0	0	0	0	0	0	0	0	0	0	
2308I072-Pacific Is Literacy & Numeracy	0	0	7,375	7,375	7,375	8,245	870	0	0	0	



.....
Mr. Toromon Metutera
Accountant General

Ministry of Finance and Economic Development
30th June 2023

Page | 176

Ministry	Revenue				Expenditure							Balance (Warrant - Exp.) AUD
	Actual [Current Year]	Actual [Previous Year]	Original Budget [Current Year]	Revised Budget [Current Year]	Warrants Issued	Actual [Current Year]	Variance Over/ -Under	Actual [Previous Year]				
	AUD	AUD	AUD	AUD	AUD	AUD	AUD	AUD	AUD			
2504H092 Acquittal-GEF International water Ridge to Reef project	0	0	19,423	19,423	19,423	19,438	15	0				
2506J103-Household income & expenditure	0	0	0	0	0	0	0	0				
2706L016-Enhancing Sustainable Water Se	54,927	49,998	20,745	43,336	43,336	72,948	29,612	39,937				
2709L019-Managing Water Scarcity Resour	361,950	84,485	321,021	375,847	375,847	64,428	(311,420)	52,912				
SPREP	50,412	21,380	27,689	54,110	54,110	21,928	(32,182)	45,314	0			
09011923-World weather watch(SPREP)	35,931	11,338	26,468	49,307	49,307	20,128	(29,179)	33,760				
0904L029-Support World Meteorological d	0	4,071	0	0	0	0	0	1,468				
0905M080 Support to COP27 Preparatory	14,481	0	0	0	0	0	0	0				
1602D107-National e-waste management	0	0	1,220	4,803	4,803	1,800	(3,003)	0				
1603G047-Pac e-waste	0	0	0	0	0	0	0	0				



.....
Mr. Toromon Metutera
Accountant General

Ministry of Finance and Economic Development
30th June 2023

Ministry	Revenue		Expenditure							Balance (Warrant - Exp.)
	Actual [Current Year]	Actual [Previous Year]	Original Budget [Current Year]	Revised Budget [Current Year]	Warrants Issued	Actual [Current Year]	Variance Over/ -Under	Actual [Previous Year]		
	AUD	AUD	AUD	AUD	AUD	AUD	AUD	AUD	AUD	
21031101-Pacific Partnership on Ocean Ac	0	5,971	0	0	0	0	0	5,635	0	
2504D055-Acquittal HP Montreal Protocol (HPMP stage I)	0	0	0	0	0	0	0	4,452	0	
Taiwan (Other)	0	0	2,361,448	3,002,139	3,002,139	3,002,139	515,680	438,689	(2,486,458)	0
0901H094 COP 23	0	0	22,813	22,813	22,813	17,771	(5,042)	0		
09011104-Ministerial Tour Commercial	0	0	0	0	0	0	0	1,124	0	
09051104-Ministrial tour commitments	0	0	0	0	0	0	0	0	0	
1401J053-Support for national day celeb	0	0	0	0	0	0	0	26,895	0	
15024440-Tabuaeran	0	0	0	0	0	0	0	0	0	
15024490-Nonouti council living quarter	0	0	44,246	44,246	44,246	0	(44,246)	172		
15024794-Teraina housing project	0	0	123,728	123,728	123,728	81,023	(42,706)	0		
15024831-Onotoa new council office	0	0	13,000	13,000	13,000	0	(13,000)	0		
15029003-Aranuka women center	0	0	48,000	48,000	48,000	9,279	(38,721)	0		

.....
Mr. Toromon Metutera
Accountant General

Ministry of Finance and Economic Development
30th June 2023

Ministry	Revenue		Expenditure						Balance (Warrant - Exp.) AUD
	Actual [Current Year]	Actual [Previous Year]	Original Budget [Current Year]	Revised Budget [Current Year]	Warrants Issued	Actual [Current Year]	Variance Over/ -Under	Actual [Previous Year]	
	AUD	AUD	AUD	AUD	AUD	AUD	AUD	AUD	
15029006-Marakei council sea wall	0	0	14,017	14,017	14,017	0	(14,017)	0	
15029008-Nonouti garage & tools	0	0	0	0	0	0	0	25,118	
15029010-Onotoa police office & cell	0	0	0	0	0	0	0	0	
15029066-Tamana pre-school	0	0	13,327	44,423	44,423	3,856	(40,567)	0	
15029158-Onotoa reverse osmosis plant	0	0	0	0	0	0	0	0	
15029175-Tamana cooperative society bui	0	0	6,365	6,365	6,365	2,724	(3,641)	5,546	
15029181-Namonua protection of coastal	0	0	22,000	30,000	30,000	0	(30,000)	0	
15029185-Solar pump&water utiuroa to tek	0	0	0	0	0	0	0	0	
15029186-Tab-South Solar pump and water	0	0	148,044	148,044	148,044	0	(148,044)	1,437	
1502C021 Abaiang Police office and cell	0	0	150,452	150,452	150,452	0	(150,452)	0	
1502C023-Beru Guest House	0	0	13,483	13,483	13,483	11,138	(2,345)	3,312	
1502H015-Upgrading of butaritari island	0	0	0	0	0	0	0	5,214	



.....
Mr. Toromon Metutera

Accountant General

Ministry of Finance and Economic Development

30th June 2023

Page | 179

Ministry	Revenue		Expenditure							Balance (Warrant - Exp.)
	Actual [Current Year]	Actual [Previous Year]	Original Budget [Current Year]	Revised Budget [Current Year]	Warrants Issued	Actual [Current Year]	Variance Over/ -Under	Actual [Previous Year]		
	AUD	AUD	AUD	AUD	AUD	AUD	AUD	AUD	AUD	
1502H016-Upgrading of Marakei Island Co	0	0	0	0	0	0	0	1,338	0	
1502H017-Upgrading of island council ma	0	0	5,004	5,004	5,004	0	(5,004)	0	0	
1502H019 Upgrading of island maneaba-TUC	0	0	2,003	6,747	6,747	1,488	(5,259)	0	0	
1502H020-Upgrading BTC island council M	0	0	0	0	0	0	0	5,448	0	
1502H022-upgrading of Kuria island coun	0	0	0	0	0	0	0	0	0	
1502H023-Upgrading of Aranuka Is Coun M	0	0	7,367	7,367	7,367	0	(7,367)	1,531	0	
1502H024-Abemama Mwaneaba Upgrading	0	0	0	0	0	0	0	0	0	
1502H025-upgrading of nonouti island co	0	0	0	0	0	0	0	0	0	
1502H028-Upgrading of Onotoa Island cou	0	0	0	0	0	0	0	0	0	
1502H029 Upgrading Beru council maneaba	0	0	10,319	34,397	34,397	5,085	(29,313)	0	0	



.....
Mr. Toromon Metutera

Accountant General

Ministry of Finance and Economic Development

30th June 2023

Page | 180

Ministry	Revenue		Expenditure							Balance (Warrant - Exp.)
	Actual [Current Year]	Actual [Previous Year]	Original Budget [Current Year]	Revised Budget [Current Year]	Warrants Issued	Actual [Current Year]	Variance Over/ -Under	Actual [Previous Year]		
	AUD	AUD	AUD	AUD	AUD	AUD	AUD	AUD	AUD	
1502H030-Upgrading of Nikunau Island co	0	0	0	0	0	0	0	0	0	0
1502H032 Upgrading Arorae Island council	0	0	8,868	8,868	8,868	0	(8,868)	0	0	0
1502H034-Upgrading of Tabuaeran Maneaba	0	0	7,603	7,603	7,603	0	(7,603)	5,910	0	0
1502H067-Construction of Tabuaeran mane	0	0	0	0	0	0	0	0	0	0
1502H068-Construction of Teraina maneab	0	0	0	0	0	0	0	0	0	0
1502I019-Aranuka Is Councils Material,	0	0	0	0	0	0	0	5,500	0	0
1502I020-Maiana New Council Office Supplementary	0	0	0	0	0	0	0	0	0	0
1502I022-Maiana New Council Office Supp	0	0	53,859	107,718	107,718	107,718	(53,314)	14,176	0	0
1502I055-Buota Maneaba supplementary pr	0	0	0	0	0	0	0	0	0	0
1502I084-Arorae Council Living Quarters	0	0	13,812	13,812	13,812	13,812	(7,985)	2,943	0	0



.....
Mr. Toromon Metutera

Accountant General

Ministry of Finance and Economic Development

30th June 2023

Page | 181

Ministry	Revenue				Expenditure							Balance (Warrant - Exp.) AUD
	Actual [Current Year]	Actual [Previous Year]	Original Budget [Current Year]	Revised Budget [Current Year]	Warrants Issued	Actual [Current Year]	Variance Over/ -Under	Actual [Previous Year]				
	AUD	AUD	AUD	AUD	AUD	AUD	AUD	AUD	AUD			
1502I085-Arorae preschool classrooms &	0	0	0	0	0	0	0	0	0	0		
1502J055-Banaba maneaba on s/trw	0	0	57,159	57,159	57,159	16,260	(40,899)	126				
1502L022-Nikunau Terminal Project	0	0	112,229	139,931	139,931	51,256	(88,675)	19,339				
1502M024 Nikunau Revolving Fund	0	0	50,000	50,000	50,000	0	(50,000)	0				
1503C021-Abaiang Small Landing Craft	0	0	0	0	0	0	0	0				
1801I070-Outer island cargo sheds	0	0	536,278	766,112	766,112	6,198	(759,914)	69,175				
1803J047-Kiritimati copra mill	0	0	530,400	772,912	772,912	0	(772,912)	0				
2201J018-Essential medical equipments	0	0	0	0	0	0	0	0				
2203D055-Leprosy elimination program	0	0	0	0	0	0	0	760				
2303G027-JSS rehabilitation phase	0	0	0	0	0	0	0	85,650				
2303J046-KGV dormitories stage one	0	0	330,900	330,900	330,900	217,063	(113,837)	156,166				



.....
Mr. Toromon Metutera
Accountant General

Ministry of Finance and Economic Development
30th June 2023

Page | 182

Ministry	Revenue		Expenditure							Balance (Warrant - Exp.)
	Actual [Current Year]	Actual [Previous Year]	Original Budget [Current Year]	Revised Budget [Current Year]	Warrants Issued	Actual [Current Year]	Variance Over/ -Under	Actual [Previous Year]		
	AUD	AUD	AUD	AUD	AUD	AUD	AUD	AUD	AUD	
2312H055-Sunrise primary school	0	0	0	0	0	0	0	0	0	
26014482-Social stability fund	0	0	0	0	0	0	0	0	0	
2901L021-Rehabilitation of Teraina Tewarua Passage	0	0	16,171	35,037	35,037	32,309	(2,728)	1,810		
2908J067-Main camp clinic Kiritimati	0	0	0	0	0	0	0	0	0	
UN Women	492,052	377,570	126,141	585,529	585,529	469,091	(116,438)	292,137	0	
2504H073-Essential Services Programme	0	0	0	0	0	0	0	0	0	
2605H060-Essential services program	0	0	0	0	0	0	0	4,516		
2605H075-Strengthening peacefull villag	492,052	377,570	126,141	585,529	585,529	469,091	(116,438)	287,621		
UNDP	344,338	641,174	249,882	664,219	664,219	595,936	(68,282)	702,804	0	
0901J017-Disaster resilience in Pacific	0	0	0	0	0	0	0	0	0	
1602F102-Integrating global environment	0	0	0	0	0	0	0	0	0	



.....
Mr. Toromon Metutera
Accountant General

Ministry of Finance and Economic Development
30th June 2023

Page | 183

Ministry	Revenue				Expenditure							Balance (Warrant - Exp.) AUD
	Actual [Current Year]	Actual [Previous Year]	Original Budget [Current Year]	Revised Budget [Current Year]	Warrants Issued	Actual [Current Year]	Variance Over/ -Under	Actual [Previous Year]				
	AUD	AUD	AUD	AUD	AUD	AUD	AUD	AUD	AUD			
1602G075-Enhancing national food securi	0	0	0	0	0	0	0	0	0	0		
1602H057-SAICM II post national project	0	0	0	0	0	0	0	0	0	0		
1602J061-SAICM III	103,783	0	79,756	117,438	117,438	25,453	(91,985)	99,568				
1602L078-Enhancing local food security	0	67,061	0	0	0	0	0	72,063				
1603K037-GEF support to report against	0	0	13,245	19,915	19,915	35,660	15,745	33,322				
1701E208-Anti-corruption programme	0	7,000	0	0	0	0	0	0				
1701K083-2020 Kiribati Parliament Opend	0	0	0	0	0	0	0	0				
1801G012-Kiribati trade capacity develo	0	0	0	0	0	0	0	0				
1801L007-Kiribati Trade Development	0	238,128	56,828	92,372	92,372	134,055	41,683	145,756				
2203I013-HIV/TB	240,555	58,659	52,357	240,555	240,555	240,555	0	197,119				
2203I030-HIV/TB Program	0	86,422	0	0	0	0	0	0				
2308I076-Community & School Based Famil	0	183,904	47,696	193,938	193,938	160,213	(33,725)	153,314				



.....
Mr. Toromon Metutera
Accountant General

Ministry of Finance and Economic Development
30th June 2023

Page | 184

Ministry	Revenue				Expenditure							Balance (Warrant - Exp.)
	Actual [Current Year]	Actual [Previous Year]	Original Budget [Current Year]	Revised Budget [Current Year]	Warrants Issued	Actual [Current Year]	Variance Over/ -Under	Actual [Previous Year]	AUD	AUD		
	AUD	AUD	AUD	AUD	AUD	AUD	AUD	AUD			AUD	
2504K083-Kiribati Parliament open Day 2020	0	0	0	0	0	0	0	1,661				
UNEP	68,493	93,585	227,498	236,411	236,411	29,860	(206,550)	213,838	0	0	0	0
0901J100-Small scale funding agreement	0	0	0	0	0	0	0	0				
1602D055-HPMP	0	0	0	0	0	0	0	0				
1602E021-Third national communication R	0	0	78,550	78,550	78,550	17,475	(61,075)	8,556				
1602G061-Biennual update report to unfc	68,493	0	71,280	71,280	71,280	497	(70,783)	117,492				
1602G101-Survey of ods alternatives at	0	0	1,299	1,299	1,299	1,299	0	0				
1602H008-Persistent oranic pollutant gl	0	0	3,231	3,231	3,231	426	(2,805)	5,059				
1602H009-Persistent organic pollutents	0	1,500	0	0	0	0	0	0				
1602J026-Enabling activities for HFC ph	0	0	313	313	313	0	(313)	1,689				
1602J032-Third National Biosafety Repor	0	0	0	0	0	0	0	17,470				

.....
Mr. Toromon Metutera

Accountant General

Ministry of Finance and Economic Development

30th June 2023

Page | 185

Ministry	Revenue		Expenditure							Balance (Warrant - Exp.)
	Actual [Current Year]	Actual [Previous Year]	Original Budget [Current Year]	Revised Budget [Current Year]	Warrants Issued	Actual [Current Year]	Variance Over/ -Under	Actual [Previous Year]		
	AUD	AUD	AUD	AUD	AUD	AUD	AUD	AUD	AUD	
1602J042-HCFC phase out mngt plan stage	0	0	6,433	6,433	6,433	563	(5,871)	0		
1602L050-Imple Montreal Phase V	0	51,653	5,826	14,738	14,738	4,421	(10,317)	36,915		
1602L064-HCFC Phase - out Management plan stage 111	0	0	10,399	10,399	10,399	1,731	(8,668)	600		
1602L077-HPMP Stage 11 Tranche 1	0	0	0	0	0	0	0	0		
1602M029-HPMP Stage II Tranche I	0	34,097	34,097	34,097	34,097	0	(34,097)	0		
16033708-Implementing montreal Protoco	0	0	0	0	0	0	0	7,766		
1603I079-Kiribati 6th national report t	0	6,335	16,070	16,070	16,070	3,448	(12,622)	11,252		
1604E062-Soil health improv.project	0	0	0	0	0	0	0	4,025		
2504L061-Acquittal - Schmidt Ocean Institution's refund of MSR fee	0	0	0	0	0	0	0	3,015		
UNESCO	0	20,105	0	0	0	0	0	17,807	0	



.....
Mr. Toromon Metutera

Accountant General

Ministry of Finance and Economic Development

30th June 2023

Page | 186

Ministry	Revenue		Expenditure							Balance (Warrant - Exp.)
	Actual [Current Year]	Actual [Previous Year]	Original Budget [Current Year]	Revised Budget [Current Year]	Warrants Issued	Actual [Current Year]	Variance Over/ -Under	Actual [Previous Year]		
	AUD	AUD	AUD	AUD	AUD	AUD	AUD	AUD	AUD	
0905L070-Kiribati Nation Tsunami Support	0	3,970	0	0	0	0	0	1,698	0	
2301J030-Sandwatch & Canoe is the people	0	0	0	0	0	0	0	0	0	
2901L056-Improving Water system on Kiri	0	16,135	0	0	0	0	0	16,110	0	
UNFPA	257,563	154,419	70,060	383,052	383,052	383,052	266,153	243,870	(116,899)	0
2203K015-Sexual Reproductive Health & F	0	0	17,598	246,977	246,977	168,144	117,318	(78,834)		
2604I063-Integrated sexual reproductive	257,563	154,419	52,462	136,075	136,075	98,010	126,552	(38,065)		
UNICEF	430,973	902,000	754,910	1,019,027	1,019,027	804,504	880,513	(214,523)	0	0
0905L014-Strengthening Emerg Risk Mngmt	0	10,224	0	0	0	0	6,609	0		
1201M059 Child protection raising awareness intervention	3,250	0	3,250	3,250	3,250	3,250	0	0		
2203H006-EPI & chain cold consultant	0	0	0	0	0	0	0	0		
2203H065-Child health program	0	138,120	0	0	0	0	0	0		



.....
Mr. Toromon Metutera
Accountant General

Ministry of Finance and Economic Development
30th June 2023

Ministry	Revenue		Expenditure							Balance (Warrant - Exp.)
	Actual [Current Year]	Actual [Previous Year]	Original Budget [Current Year]	Revised Budget [Current Year]	Warrants Issued	Actual [Current Year]	Variance Over/ -Under	Actual [Previous Year]		
	AUD	AUD	AUD	AUD	AUD	AUD	AUD	AUD	AUD	
2203J035-Implementation of child health	0	0	138,120	138,120	138,120	145,436	7,316	56,667		
2203K003-National Measles and D & V out	0	0	0	0	0	0	0	3,818		
2203L004-National Child Health Program	0	0	0	0	0	0	0	48,482		
2203L027-Develop National Deployment Va	0	36,354	0	0	0	0	0	35,955		
2203L032-Risk Communication Project	0	94,196	33,700	48,347	48,347	36,479	(11,867)	45,849		
2203M014 Whooping Cough supplementary doses on S.Tarawa	0	0	36,417	36,417	36,417	33,543	(2,873)	0		
2213H072-Was in health care facilities	0	186,166	20,148	69,318	69,318	60,665	(8,652)	173,602		
2301F005-Prepa activities for ECCE bill	0	0	0	0	0	0	0	0		
2301F074-Development of ESSP 2016-19	0	26,714	0	0	0	0	0	26,323		
2301I067-Early Learning & Quality Educa	92,978	0	49,377	49,777	49,777	49,377	(400)	65,256		



.....
Mr. Toromon Metutera

Accountant General

Ministry of Finance and Economic Development

30th June 2023

Page | 188

Ministry	Revenue				Expenditure						Balance (Warrant - Exp.) AUD
	Actual [Current Year]	Actual [Previous Year]	Original Budget [Current Year]	Revised Budget [Current Year]	Warrants Issued	Actual [Current Year]	Variance Over/ -Under	Actual [Previous Year]			
	AUD	AUD	AUD	AUD	AUD	AUD	AUD	AUD			
2301J068-Sector analysis & plan develop	0	0	0	0	0	0	0	0	0		
2301J072-Early childhood dev.national f	25,212	79,505	21,822	33,236	33,236	44,462	11,227	64,650			
2304J007-Child Protection in School Pol	0	18,461	35,922	35,922	35,922	18,461	(17,461)	0			
2304L009-National School level contingence	18,147	0	18,147	18,147	18,147	15,415	(2,732)	102,576			
2304L053-MICS Eagle & Education Statisc	7,090	8,549	7,090	7,090	7,090	6,946	(144)	1,501			
2304M053 National Consultation for the Development of the Government	3,690	0	3,630	3,630	3,630	2,943	(688)	0			
2304M057 Safe School Operation SOP Training	2,325	0	2,325	2,325	2,325	0	(2,325)	0			
2306L009 Educational System Covid-19 prevention, control, response	0	0	43,600	43,600	43,600	42,800	(800)	0			
2306L018-Education System Covid 19 prevention, control, response for remote	5,325	134,528	29,646	142,847	142,847	109,480	(33,368)	54,862			



.....
Mr. Toromon Metutera

Accountant General

Ministry of Finance and Economic Development

30th June 2023

Page | 189

Ministry	Revenue		Expenditure							Balance (Warrant - Exp.)
	Actual [Current Year]	Actual [Previous Year]	Original Budget [Current Year]	Revised Budget [Current Year]	Warrants Issued	Actual [Current Year]	Variance Over/ -Under	Actual [Previous Year]		
	AUD	AUD	AUD	AUD	AUD	AUD	AUD	AUD	AUD	
2308L057-Parents & Community Senisizati	0	24,405	0	0	0	0	0	23,143	0	
2308M038 Kiribati Quality standards	0	0	17,812	17,812	17,812	12,962	(4,850)	0		
2311K061-Kiribati WASH from the Start	0	33,274	18,699	18,699	18,699	10,565	(8,134)	53,983		
2315K073-Regional review inclusive educ	0	0	0	0	0	0	0	0		
2315M052 Digital Kiribati Quality Students Data Collection for 2022	33,989	0	33,989	33,989	33,989	27,204	(6,785)	0		
26034678-Child protection - women	0	0	0	0	0	0	0	0		
2603K009-Community Referral Pathway tra	0	0	0	0	0	0	0	0		
2603K014-U-Report	0	0	0	0	0	0	0	0		
2604L067-Child Protection Facilitation	36,160	5,900	60,896	89,938	89,938	52,839	(37,099)	5,900		
2705M039 Wash sector coordinator	0	0	19,460	19,460	19,460	4,284	(15,176)	0		
2706K047-WASH from the start	0	54,136	18,140	18,140	18,140	9,152	(8,988)	44,526		

.....
Mr. Toromon Metutera
Accountant General

Ministry of Finance and Economic Development
30th June 2023

Ministry	Revenue		Expenditure							Balance (Warrant - Exp.)
	Actual [Current Year]	Actual [Previous Year]	Original Budget [Current Year]	Revised Budget [Current Year]	Warrants Issued	Actual [Current Year]	Variance Over/ -Under	Actual [Previous Year]		
	AUD	AUD	AUD	AUD	AUD	AUD	AUD	AUD	AUD	
2706M039 WASH Sector Coordinator	19,460	0	0	0	0	0	0	0	0	0
2912K081-Wash from the Start	183,347	51,467	142,720	188,963	188,963	118,239	(70,724)	66,813		
3701J098-Statelessness Workshop	0	0	0	0	0	0	0	0		
37044678-Child protection	0	0	0	0	0	0	0	0		
WHO	128,859	121,344	221,660	259,878	259,878	170,087	(89,791)	53,781	0	0
0901J071-HLC update of Legislation	0	0	0	0	0	0	0	0		
0905K008-Integrated vulnerability asses	0	0	0	0	0	0	0	0		
2201M075 Kirimat	10,161	0	10,161	10,161	10,161	1,916	(8,245)	0		
2202L068-World Mental Health Day 2021	0	2,097	0	0	0	0	0	885		
2203E071-Lymphatic filariasis survey on	0	0	0	0	0	0	0	0		
2203G003-Service delivery comm consult	0	0	0	0	0	0	0	315		
2203H050-National Leprosy Elimination	0	0	53,686	53,686	53,686	33,100	(20,586)	490		



.....
Mr. Toromon Metutera
Accountant General

Ministry of Finance and Economic Development
30th June 2023

Ministry	Revenue		Expenditure						Balance (Warrant - Exp.)
	Actual [Current Year]	Actual [Previous Year]	Original Budget [Current Year]	Revised Budget [Current Year]	Warrants Issued	Actual [Current Year]	Variance Over/ -Under	Actual [Previous Year]	
	AUD	AUD	AUD	AUD	AUD	AUD	AUD	AUD	
2203H051-Leprosy elimination - STRW	53,686	0	0	0	0	0	0	12,512	
2203I044-Mental Health Gap Training for	0	0	0	0	0	0	0	11,110	
2203J010-Mental Health Gap training	0	0	0	0	0	0	0	0	
2203J050-Tobacco control & dev'mt of NC	0	0	0	0	0	0	0	0	
2203J065-Rubella intergrated supplement	0	0	0	0	0	0	0	1,470	
2203K019-Multi-sectoral NCD retreat for	0	0	2,774	2,774	2,774	374	(2,400)	0	
2203K029-Severe acute malnutrition (SAM)	0	0	0	0	0	0	0	0	
2203L025-Trachoma Project	0	0	0	0	0	0	0	26,859	
2203L082-Wash Gardening and physical Activity Programme in Kiribati Health Promotion	0	13,998	0	0	0	0	0	0	
2203M068 GSRSS & Covid-19	3,912	0	3,912	3,912	3,912	1,315	(2,597)	0	
2205M001-National Laboratory and IPC Re	0	7,170	7,170	7,170	7,170	4,925	(2,245)	0	



.....
Mr. Toromon Metutera

Accountant General

Ministry of Finance and Economic Development

30th June 2023

Page | 192

Ministry	Revenue		Expenditure						Balance (Warrant - Exp.)
	Actual [Current Year]	Actual [Previous Year]	Original Budget [Current Year]	Revised Budget [Current Year]	Warrants Issued	Actual [Current Year]	Variance Over/ -Under	Actual [Previous Year]	
	AUD	AUD	AUD	AUD	AUD	AUD	AUD	AUD	
2207G104-World antibiotic awareness wee	0	0	0	0	0	0	0	0	0
2210G050-Care guideline-emergency obstet	0	0	0	0	0	0	0	0	0
2210J066-Annual nursing conference 2019	0	0	0	0	0	0	0	140	0
2210M067 Nursing Quality Improvement Activities	51,880	0	36,880	75,098	75,098	21,379	(53,718)	0	0
2303N017 Rotavirus	9,221	0	0	0	0	0	0	0	0
2504L082 Wash Gardening and PA in Kiribati Schools	0	0	8,998	8,998	8,998	8,998	0	0	0
2504M007-Acquittal-Nursing Activities	0	52,154	52,154	52,154	52,154	52,154	0	0	0
2504M008-Acquittal-National Leprosy Eli	0	25,000	25,000	25,000	25,000	25,000	0	0	0
2504M009-Acquittal- Trachoma Unutilized	0	20,926	20,926	20,926	20,926	20,926	0	0	0
Total- Development Partners	35,833,850	39,486,498	40,125,804	55,588,593	55,588,593	38,475,947	(17,112,646)	20,623,302	0




.....
Mr. Toromon Metutera
Accountant General

Ministry of Finance and Economic Development
30th June 2023

**Schedule XXII: Ministry-wise Details of Development Expenditure and Revenue (Development Fund)
As at 31st December 2022**

Ministry	Expenditure						Revenue		
	Original Budget [Current Year] AUD	Revised Budget [Current Year] AUD	Warrants Issued AUD	Actual [Current Year] AUD	Variance Over/-Under AUD	Actual [Previous Year] AUD	Balance (Warrant - Exp.) AUD	Actual [Current Year] AUD	Actual [Previous Year] AUD
A. GENERAL PUBLIC SERVICES									
09 - OFFICE OF THE BERETTENTI (OB)									
Administration	1,381,008	7,366,197	7,366,197	4,499,903	(2,866,294)	3,735,202	2,866,294	4,709,117	2,161,338
State House	0	0	0	0	0	0	0	0	1,400,000
Comm. & Relations	0	0	0	0	0	0	0	0	0
Meteorological Division	68,868	68,868	68,868	39,669	(29,199)	35,616	29,199	47,431	36,212
Strategic Policy	58,999	58,999	58,999	23,980	(35,019)	8,306	35,019	27,406	25,040
Cabinet Secretariat	0	0	0	0	0	0	0	0	0
TOTAL	1,508,875	7,494,064	7,494,064	4,563,552	(2,930,512)	3,779,124	2,930,512	4,783,953	3,622,590
10 - PUBLIC SERVICE OFFICE (PSO)									
Administration	257,151	427,151	427,151	395,439	(31,712)	17,879	31,712	893,134	700,000
HRMC	427,024	427,024	427,024	189,524	(237,500)	150,588	237,500	716,219	716,219
PSPSM	35,171	35,171	35,171	8,973	(26,199)	0	26,199	35,171	0
IT/DMR	0	0	0	0	0	0	0	0	0



 Mr. Toromon Metutera
 Accountant General
 Ministry of Finance and Economic Development
 30th June 2023
 Page | 194

Ministry	Expenditure							Revenue	
	Original Budget [Current Year] AUD	Revised Budget [Current Year] AUD	Warrants Issued AUD	Actual [Current Year] AUD	Variance Over/-Under AUD	Actual [Previous Year] AUD	Balance (Warrant - Exp.) AUD	Actual [Current Year] AUD	Actual [Previous Year] AUD
TOTAL	719,346	889,346	889,346	593,936	(295,410)	168,467	295,410	1,644,524	1,416,219
13 - PUBLIC SERVICE COMMISSION (PSC) Administration	0	0	0	0	0	0	0	0	0
TOTAL	0	0	0	0	0	0	0	0	0
14 - MINISTRY OF FOREIGN AFFAIRS AND IMMIGRATION (MFAI)									
Administration	218,933	295,416	295,416	392,457	97,041	1,604,732	(97,041)	16,500	1,860,349
Immigration	91,500	91,500	91,500	52,593	(38,907)	64,843	38,907	487,437	147,236
Kiribati High Commission	0	0	0	0	0	0	0	0	0
Mission in Beijing	0	0	0	0	0	0	0	0	0
Mission in New York	0	0	0	0	0	0	0	0	0
TOTAL	310,433	386,916	386,916	445,049	58,134	1,669,575		503,937	2,007,585



.....
Mr. Toromon Metutera
Accountant General

Ministry of Finance and Economic Development
30th June 2023

Ministry	Expenditure							Revenue	
	Original Budget [Current Year]	Revised Budget [Current Year]	Warrants Issued	Actual [Current Year]	Variance Over/-Under	Actual [Previous Year]	Balance (Warrant - Exp.)	Actual [Current Year]	Actual [Previous Year]
	AUD	AUD	AUD	AUD	AUD	AUD	AUD	AUD	AUD
15 - MINISTRY OF INTERNAL AFFAIRS (MIA)									
Administration and Policy	0	0	0	0	0	0	0	0	0
Rural Promoting Development	1,071,817	3,054,582	3,054,582	1,716,859	(1,337,723)	1,087,596	1,337,723	2,033,766	1,348,719
Local Government Development	183,193	399,333	399,333	323,677	(75,656)	275,007	75,656	52,126	0
CMD	0	0	0	0	0	0	0	1,000	0
Election	0	0	0	0	0	0	0	0	0
TOTAL	1,255,010	3,453,914		2,040,536	(1,413,379)	1,362,604		2,086,892	1,348,719
17 - MANEABA NI MAUNGATABU (MM)									
Administration	0	0	0	0	0	0	0	0	7,000
Parliamentary Meetings	0	0	0	0	0	0	0	0	0
Parliamentary Committees	0	0	0	0	0	0	0	0	0
TOTAL	0	0		0	0	0		0	7,000

.....
Mr. Toromon Metutera

Accountant General

Ministry of Finance and Economic Development

30th June 2023

Page | 196

Ministry	Expenditure							Revenue	
	Original Budget [Current Year] AUD	Revised Budget [Current Year] AUD	Warrants Issued AUD	Actual [Current Year] AUD	Variance Over/-Under AUD	Actual [Previous Year] AUD	Balance (Warrant - Exp.) AUD	Actual [Current Year] AUD	Actual [Previous Year] AUD
19 - KIRIBATI NATIONAL AUDIT OFFICE (KNAO)									
Admin	0	0	0	0	0	0	0	0	0
Treasury	0	0	0	0	0	0	0	0	0
SOE Division	0	0	0	0	0	0	0	0	0
Local Government	0	0	0	0	0	0	0	0	0
Project Division	0	0	0	0	0	0	0	0	0
IT Division	0	0	0	0	0	0	0	0	0
Performance-HR	0	0	0	0	0	0	0	0	0
TOTAL	0	0	0	0	0	0	0	0	0
24 - MINISTRY OF INFORMATION, COMMUNICATIONS & TRANSPORT (MICT)									
Administration and Policy	4,626,500	4,783,081	4,783,081	4,721,082	(61,999)	4,939,472	61,999	4,540,000	4,893,048
Marine	54,686	54,686	54,686	52,333	(2,352)	57,700	2,352	0	122,686
Navigation	0	0	0	0	0	0	0	0	0
Aviation	0	0	0	0	0	0	0	0	0



.....
Mr. Toromon Metutera


Accountant General

Ministry of Finance and Economic Development

30th June 2023

Page | 197

Ministry	Expenditure							Revenue	
	Original Budget [Current Year]	Revised Budget [Current Year]	Warrants Issued	Actual [Current Year]	Variance Over/-Under	Actual [Previous Year]	Balance (Warrant - Exp.)	Actual [Current Year]	Actual [Previous Year]
	AUD	AUD	AUD	AUD	AUD	AUD	AUD	AUD	AUD
Airport Services	0	0	0	0	0	0	0	0	0
Kiribati Post	0	0	0	0	0	0	0	0	0
Printery	0	0	0	0	0	0	0	0	0
ICT	2,327,991	2,327,991	2,327,991	527,751	(1,800,240)	1,538,973	1,800,240	0	2,009,985
TOTAL	7,009,177	7,165,758		5,301,167	(1,864,591)	6,536,145		4,540,000	7,025,718
28 - MINISTRY OF EMPLOYMENT AND HUMAN RESOURCE									
Administration and Policy	0	0	0	0	0	0	0	0	0
Labour and Employment	21,959	21,959	21,959	20,915	(1,044)	0	1,044	55,481	0
Kiribati Technical Institute Services	0	0	0	0	0	0	0	0	0
Marine Training Center	0	0	0	0	0	0	0	1,343	12,150
FTC	98,570	98,570	98,570	45,403	(53,167)	68,929	53,167	0	0
TOTAL	120,529	120,529		66,318	(54,211)	68,929		56,824	12,150
29 - MINISTRY OF LINE AND PHOENIX ISLANDS									




 Mr. Toromon Metutera
 Accountant General

Ministry	Expenditure							Revenue	
	Original Budget [Current Year] AUD	Revised Budget [Current Year] AUD	Warrants Issued AUD	Actual [Current Year] AUD	Variance Over/-Under AUD	Actual [Previous Year] AUD	Balance (Warrant Exp.) AUD	Actual [Current Year] AUD	Actual [Previous Year] AUD
DEVELOPMENT (MLPID)									
Administration	1,016,171	1,035,037	1,035,037	713,227	(321,810)	490,091	321,810	1,168,955	16,135
Accounts	0	0	0	0	0	0	0	0	0
PWD Construction	0	0	0	0	0	0	0	0	0
Housing	0	0	0	0	0	999,511	0	0	0
Electrical	500,000	1,000,000	1,000,000	999,816	(184)	896,983	184	1,000,000	1,000,000
Power	0	0	0	0	0	0	0	0	0
IT	0	0	0	0	0	0	0	0	0
Civil	4,838	4,838	4,838	0	(4,838)	142,042	4,838	0	0
Planning	0	0	0	0	0	0	0	0	0
Solar Salt	0	0	0	0	0	0	0	0	0
HMM	0	0	0	0	0	0	0	0	0
Water	142,720	188,963	188,963	118,239	(70,724)	66,813	70,724	183,347	51,467
Linnix Agency	0	0	0	0	0	0	0	0	0
TOTAL	1,663,728	2,228,838		1,831,282	(397,556)	2,595,441		2,352,302	1,067,603
38 - LEADERSHIP COMMISSION									
Administration and Policy	0	0	0	0	0	0	0	0	0


.....
Mr. Toromon Metutera
Accountant General

Ministry	Expenditure							Revenue	
	Original Budget [Current Year] AUD	Revised Budget [Current Year] AUD	Warrants Issued AUD	Actual [Current Year] AUD	Variance Over/-Under AUD	Actual [Previous Year] AUD	Balance (Warrant Exp.) AUD	Actual [Current Year] AUD	Actual [Previous Year] AUD
Commission	0	0	0	0	0	0	0	0	0
TOTAL	0	0		0	0	0		0	0
A. TOTAL GENERAL PUBLIC SERVICES	12,587,097	21,739,365		14,841,839	(6,897,525)	16,180,284		15,968,434	16,507,584
B. PUBLIC ORDER AND SAFETY									
11 - JUDICIARY									
High court	0	0	0	0	0	0	0	0	0
Magistrates	0	0	0	0	0	0	0	0	0
Judicial Technical division	0	0	0	0	0	1,255	0	15,060	1,255
TOTAL	0	0		0	0	1,255		15,060	1,255
12 - KIRIBATI POLICE SERVICE (KPS)									
Administration	3,250	3,250	3,250	3,250	0	0	0	3,250	0
Fire	0	0	0	0	0	0	0	0	0
PMU	0	0	0	0	0	0	0	0	0




 Mr. Toromon Metutera
 Accountant General
 Ministry of Finance and Economic Development
 30th June 2023
 Page | 200

Ministry	Expenditure							Revenue	
	Original Budget [Current Year] AUD	Revised Budget [Current Year] AUD	Warrants Issued AUD	Actual [Current Year] AUD	Variance Over/-Under AUD	Actual [Previous Year] AUD	Balance (Warrant - Exp.) AUD	Actual [Current Year] AUD	Actual [Previous Year] AUD
Crime Law	0	0	0	0	0	0	0	0	0
TOTAL	3,250	3,250		3,250	0	0		3,250	0
20 - OFFICE OF THE ATTORNEY GENERAL (AG)									
Administration and Policy	0	0	0	0	0	0	0	0	0
Civil Law	0	0	0	0	0	0	0	0	0
Criminal Prosecutions	0	0	0	0	0	0	0	0	0
Drafting	0	0	0	0	0	0	0	0	0
TOTAL	0	0		0	0	0		0	0
37 - MINISTRY OF JUSTICE									
Administration and Policy	0	0	0	0	0	0	0	0	0
Prison	0	0	0	0	0	0	0	0	0
Civil Registration	0	0	0	0	0	0	0	0	0
Human Rights	0	0	0	0	0	0	0	0	0
OPL	0	0	0	0	0	0	0	0	0



 Mr. Toromon Metutera
 Accountant General
 Ministry of Finance and Economic Development
 30th June 2023
 Page | 201

Ministry	Expenditure						Revenue		
	Original Budget [Current Year] AUD	Revised Budget [Current Year] AUD	Warrants Issued AUD	Actual [Current Year] AUD	Variance Over/-Under AUD	Actual [Previous Year] AUD	Balance (Warrant - Exp.) AUD	Actual [Current Year] AUD	Actual [Previous Year] AUD
Xmas Election	0	0	0	0	0	0	0	0	0
TOTAL	0	0	0	0	0	0	0	0	0
B. TOTAL PUBLIC ORDER AND SAFETY	3,250	3,250		3,250	0	1,255		18,310	1,255
C. ECONOMIC AFFAIRS									
18 - MINISTRY OF TOURISM, COMMERCE, INDUSTRY & CO-OPERATIVES									
Administration	629,307	989,823	989,823	240,055	(749,768)	214,931	749,768	25,000	238,128
BRC	50,800	56,400	56,400	55,208	(1,192)	0	1,192	56,400	0
BPC	720,370	962,882	962,882	97,301	(865,581)	9,384	865,581	781,804	0
Kiritimati (Christmas)	0	0	0	0	0	0	0	0	0
Tourism	0	0	0	0	0	104,331	0	0	53,800
TOTAL	1,400,477	2,009,105		392,565	(1,616,540)	328,646		863,204	291,928



 Mr. Toromon Metutera
 Accountant General
 Ministry of Finance and Economic Development
 30th June 2023
 Page | 202

Ministry	Expenditure							Revenue	
	Original Budget [Current Year] AUD	Revised Budget [Current Year] AUD	Warrants Issued AUD	Actual [Current Year] AUD	Variance Over/-Under AUD	Actual [Previous Year] AUD	Balance (Warrant Exp.) AUD	Actual [Current Year] AUD	Actual [Previous Year] AUD
21 - MINISTRY OF FISHERIES AND MARINE RESOURCES DEVELOPMENT (MFMRD)									
Administration	55,061	315,061	315,061	173,481	(141,580)	244,667	141,580	0	126,308
Planning & Development	765,942	1,078,353	1,078,353	808,003	(270,351)	263,933	270,351	4,733	0
Coastal fisheries	390,341	1,342,195	1,342,195	1,144,834	(197,361)	719,718	197,361	360,374	1,214,024
Licensing & Compliance	317,938	1,660,738	1,660,738	636,316	(1,024,421)	915,605	1,024,421	1,803,918	3,428,309
GEO Science	3,050	3,050	3,050	2,520	(530)	0	530	3,057	0
Seafood verification	0	0	0	0	0	0	0	0	0
ICT	0	0	0	0	0	0	0	0	0
TOTAL	1,532,331	4,399,397		2,765,154	(1,634,243)	2,143,923		2,172,082	4,768,641
25 - MINISTRY OF FINANCE AND ECONOMIC DEVELOPMENT (MFED)									
Administration	2,662,211	5,084,783	5,084,783	3,942,670	(1,142,113)	1,376,291	1,142,113	3,000,000	0



.....
Mr. Toromon Metutera

Accountant General

Ministry of Finance and Economic Development

30th June 2023

Page | 203

Ministry	Expenditure							Revenue	
	Original Budget [Current Year]	Revised Budget [Current Year]	Warrants Issued	Actual [Current Year]	Variance Over/-Under	Actual [Previous Year]	Balance (Warrant - Exp.)	Actual [Current Year]	Actual [Previous Year]
	AUD	AUD	AUD	AUD	AUD	AUD	AUD	AUD	AUD
Treasury	16,170,814	30,576,814	30,576,814	31,420,961	844,148	22,187,824	(844,148)	40,533,978	26,750,178
Internal Audit	0	0	0	0	0	0	0	0	0
NEPO	18,613,878	20,471,474	20,471,474	18,110,664	(2,360,810)	6,740,799	2,360,810	11,306,221	3,454,149
Tax	0	0	0	0	0	0	0	0	0
NSO	154,677	216,284	216,284	115,142	(101,142)	0	101,142	23,587	25,626
IT	0	0	0	0	0	0	0	0	0
CPU	0	0	0	0	0	0	0	0	0
Customs	0	0	0	0	0	7,425	0	0	0
TOTAL	37,601,580	56,349,355	56,349,355	53,589,438	(2,759,917)	30,312,339	2,759,917	54,863,787	30,229,953
27 - MINISTRY OF INFRASTRUCTURE AND SUSTAINABLE ENERGY (MISE)									
Administration and Policy	81,043	207,112	207,112	133,211	(73,901)	394,637	73,901	0	0
Energy Planning	2,242,072	2,400,459	2,400,459	2,269,752	(130,707)	653,982	130,707	2,194,303	2,154,995
Electricity for Public Places	0	0	0	0	0	0	0	0	0
Department of engineering	1,920,000	1,920,000	1,920,000	720,217	(1,199,783)	812,231	1,199,783	0	0
Construction Services	1,071,147	1,302,297	1,302,297	195,100	(1,107,197)	11,977	1,107,197	0	0



.....
Mr. Toromon Metutera
Accountant General

Ministry of Finance and Economic Development
30th June 2023

Ministry	Expenditure							Revenue	
	Original Budget [Current Year]	Revised Budget [Current Year]	Warrants Issued	Actual [Current Year]	Variance Over/-Under	Actual [Previous Year]	Balance (Warrant - Exp.)	Actual [Current Year]	Actual [Previous Year]
	AUD	AUD	AUD	AUD	AUD	AUD	AUD	AUD	AUD
Water & Sanitation	1,741,793	1,764,384	1,764,384	1,126,345	(638,039)	668,178	638,039	2,316,158	1,787,152
Quality Control	0	0	0	0	0	0	0	0	0
Architectural	67,311	67,311	67,311	60,383	(6,928)	978	6,928	0	0
Civil Engineer	620,061	674,887	674,887	226,764	(448,124)	732,611	448,124	361,950	6,084,485
Cost & Planning	0	0	0	0	0	0	0	0	0
TOTAL	7,743,427	8,336,450		4,731,772	(3,604,678)	3,274,593		4,872,411	10,026,632
C. TOTAL ECONOMIC AFFAIRS	48,277,815	71,094,307		61,478,929	(9,615,379)	36,059,501		62,771,483	45,317,154
D. ENVIRONMENTAL PROTECTION									
16 - MINISTRY OF ENVIRONMENT, LANDS AND AGRICULTURAL DEVELOPMENT (MELAD)									
Administration	72,263	72,263	72,263	72,263	0	178,981	0	191,024	157,841
ECDD	838,974	1,219,309	1,219,309	862,921	(356,388)	1,210,079	356,388	848,317	1,307,781
Lands	409,305	415,975	415,975	50,971	(365,005)	105,084	365,005	379,990	7,384



.....
Mr. Toromon Metutera


Accountant General

Ministry of Finance and Economic Development

30th June 2023


Page | 205

Ministry	Expenditure							Revenue	
	Original Budget [Current Year] AUD	Revised Budget [Current Year] AUD	Warrants Issued AUD	Actual [Current Year] AUD	Variance Over/-Under AUD	Actual [Previous Year] AUD	Balance (Warrant - Exp.) AUD	Actual [Current Year] AUD	Actual [Previous Year] AUD
Agriculture	362,713	361,998	361,998	336,798	(25,201)	444,444	25,201	213,741	359,433
TOTAL	1,683,256	2,069,546		1,322,952	(746,594)	1,938,588		1,633,071	1,832,439
D. TOTAL ENVIRONMENTAL PROTECTION	1,683,256	2,069,546		1,322,952	(746,594)	1,938,588		1,633,071	1,832,439
E. HEALTH									
22 - MINISTRY OF HEALTH (MOH)									
Administration	5,078,433	6,156,694	6,156,694	4,104,718	(2,051,977)	1,086,776	2,051,977	3,419,945	4,284,843
Support	8,614	8,614	8,614	8,614	0	885	0	0	10,710
Public Health	1,225,882	3,123,850	3,123,850	2,380,117	(743,733)	1,445,769	743,733	373,691	2,518,164
Curative	1,611,571	5,210,008	5,210,008	5,399,297	189,289	3,012,390	(189,289)	3,433,363	5,533,363
Laboratory	7,170	7,170	7,170	4,925	(2,245)	0	2,245	0	7,170
Radiology	0	0	0	0	0	0	0	0	0
Pharmacy	0	0	0	0	0	647	0	0	0
Rehabilitation	0	0	0	0	0	0	0	0	0
Dental Clinic	0	0	0	0	0	0	0	0	0
Nursing services	36,880	75,098	75,098	21,379	(53,718)	140	53,718	51,880	0
Linnix Health Services	25,620	25,620	25,620	0	(25,620)	0	25,620	0	0




 Mr. Toromon Metutera
 Accountant General
 Ministry of Finance and Economic Development
 30th June 2023
 Page | 206

Ministry	Expenditure							Revenue	
	Original Budget [Current Year] AUD	Revised Budget [Current Year] AUD	Warrants Issued AUD	Actual [Current Year] AUD	Variance Over/-Under AUD	Actual [Previous Year] AUD	Balance (Warrant - Exp.) AUD	Actual [Current Year] AUD	Actual [Previous Year] AUD
Southern Kiribati Hospital Health Information	0 20,148	0 69,318	0 69,318	0 60,665	0 (8,652)	0 173,602	0 8,652	0 0	0 186,166
TOTAL	8,014,317	14,676,372		11,979,715	(2,696,656)	5,720,209		7,278,879	12,540,416
E. TOTAL HEALTH	8,014,317	14,676,372		11,979,715	(2,696,656)	5,720,209		7,278,879	12,540,416
F. EDUCATION									
23 - MINISTRY OF EDUCATION (MOE)									
Administration	400,779	412,593	412,593	317,977	(94,615)	217,694	94,615	294,195	278,107
Primary	0	0	0	0	0	0	0	0	0
Junior Secondary Sch	330,900	330,900	330,900	217,063	(113,837)	241,815	113,837	9,221	0
PPD & TR	75,305	75,305	75,305	48,928	(26,377)	104,077	26,377	43,820	27,010
Teabike College	0	0	0	0	0	0	0	0	0
KTC	75,246	188,447	188,447	153,163	(35,285)	54,862	35,285	7,394	134,528
Exams	0	0	0	0	0	1,516	0	0	7,360
CDRC	3,022,883	19,946,685	19,946,685	16,569,198	(3,377,487)	7,133,292	3,377,487	19,409,085	4,708,309
Library & Archive	0	0	0	0	0	0	0	8,254	0
SSS	0	0	0	0	0	0	0	0	0



 Mr. Toromon Metutera
 Accountant General
 Ministry of Finance and Economic Development
 30th June 2023
 Page | 207

Ministry	Expenditure							Revenue	
	Original Budget [Current Year]	Revised Budget [Current Year]	Warrants Issued	Actual [Current Year]	Variance Over/-Under	Actual [Previous Year]	Balance (Warrant - Exp.)	Actual [Current Year]	Actual [Previous Year]
	AUD	AUD	AUD	AUD	AUD	AUD	AUD	AUD	AUD
FMU	2,640,816	2,640,816	2,640,816	725,746	(1,915,070)	56,538	1,915,070	0	5,672,159
Statistics & IT	0	0	0	0	0	0	0	0	0
KGV&EBS	0	0	0	0	0	0	0	0	0
KQA	0	0	0	0	0	0	0	0	0
ECCE	33,989	33,989	33,989	27,204	(6,785)	0	6,785	33,989	0
TOTAL	6,579,918	23,628,735		18,059,279	(5,569,455)	7,809,794		19,805,957	10,827,473
F. TOTAL EDUCATION	6,579,918	23,628,735		18,059,279	(5,569,455)	7,809,794		19,805,957	10,827,473
G. SOCIAL PROTECTION									
26 - MINISTRY OF WOMEN, YOUTH, SPORT AND SOCIAL AFFAIRS									
Administration	771,923	2,436,589	2,436,589	1,692,634	(743,956)	1,274,589	743,956	1,500,000	1,500,000
Sport	95,735	95,735	95,735	87,586	(8,149)	11,542	8,149	68,862	0
Social Welfare	11,000,000	32,400,000	32,400,000	31,333,986	(1,066,014)	7,629,548	1,066,014	32,400,000	0
Youth	113,358	226,013	226,013	150,849	(75,164)	132,452	75,164	293,723	161,319
Women	191,236	650,624	650,624	505,322	(145,301)	323,429	145,301	492,052	377,570
NGO	746,409	746,409	746,409	0	(746,409)	0	746,409	500,000	0



 Mr. Toromon Metutera
 Accountant General
 Ministry of Finance and Economic Development
 30th June 2023
 Page | 208

Ministry	Expenditure							Revenue	
	Original Budget [Current Year] AUD	Revised Budget [Current Year] AUD	Warrants Issued AUD	Actual [Current Year] AUD	Variance Over/-Under AUD	Actual [Previous Year] AUD	Balance (Warrant - Exp.) AUD	Actual [Current Year] AUD	Actual [Previous Year] AUD
Disability	97,532	97,532	97,532	48,748	(48,783)	48,564	48,783	72,320	493,438
TOTAL	13,016,193	36,652,902		33,819,126	(2,833,777)	9,420,124		35,326,958	2,532,327
G. TOTAL SOCIAL PROTECTION	13,016,193	36,652,902		33,819,126	(2,833,777)	9,420,124		35,326,958	2,532,327
Net Movement of Adjustment								550	
TOTAL DEVELOPMENT EXPENSES	90,161,847	169,864,477		141,505,091	(28,359,386)	77,129,755			
TOTAL CONTRIBUTION								142,803,641	89,558,649

.....
Mr. Toromon Metutera
Accountant General

Ministry of Finance and Economic Development
30th June 2023
Page | 209