



GOVERNMENT OF KIRIBATI

GoK(12)DPF.(Presentation 01)

DEVELOPMENT PARTNERS FORUM

Tarawa, Kiribati
25 – 27 June 2012

AGENDA ITEM 1: Overview of the Last KDP & Draft 2012-2015 Kiribati Development Plan (KDP)

Purpose

1. To update the meeting on the Review findings in the implementation of the 2008-2011 Kiribati Development Plan (KDP) by discussing the major achievements, issues and lessons learned under each of the 6 Key Policy Areas (KPAs)

To provide an overview of the 2012-2015 KDP, highlighting the key policy areas, strategies and key expected outcomes/results.

Background

2. The 2008-2011 Kiribati Development Plan set out a strategy to invest in Kiribati's main assets - its people - and to transform the lives of I-Kiribati through further development of the economy and their capabilities. The theme of the 2008-2011 Kiribati Development Plan - 'enhancing economic growth for sustainable development' – reflected the Government's policy direction, and the vision - 'A vibrant economy for the people of Kiribati' - put in focus the ultimate goal of pursuing economic growth. Under the plan the government focused on six key priority areas namely; human resource development, economic growth and poverty reduction, health, environment, governance and infrastructure.

The review was extensively conducted through consultations with all national stakeholders and desk review. The result findings were presented by each of the KPA Leading Ministries during the Review Workshop held in March, 2011. The issues and major achievements agreed upon were again presented and discussed in peer groups during the one week National Summit in May. The Summit was attended by representatives from all outer islands including the Line and Phoenix islands. The team comprises of the Mayor, Clerk, Island Project Officer, Church representatives, Unimwane (old man), Women and Youth including . The feedbacks from each peer group feed into the outcome document of the summit as the basis and foundation for developing the new

KDP. A validation workshop was then conducted in June to validate the outcome from the Summit.

REVIEW OF ACHIEVEMENTS FROM THE 2008-2011 KDP

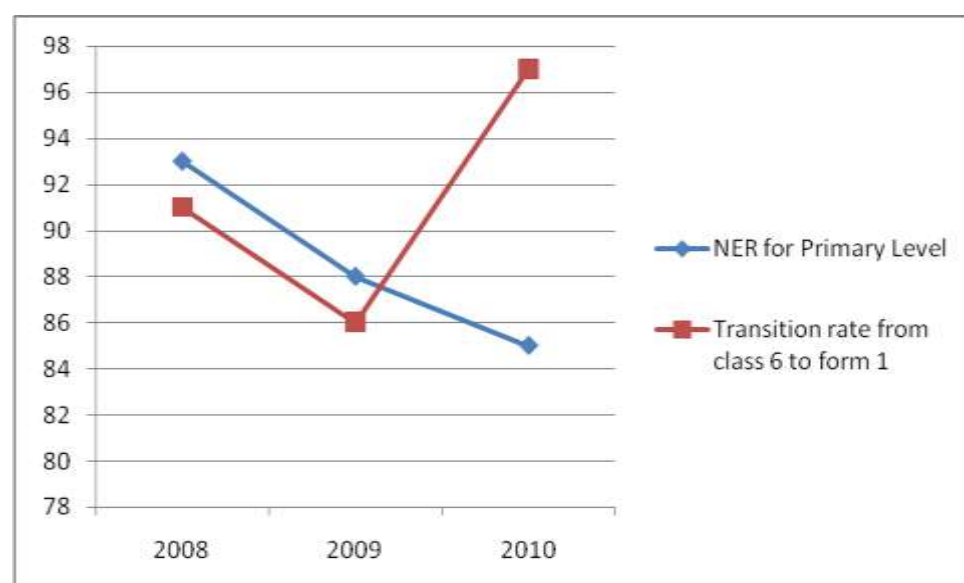
KPA 1: HUMAN RESOURCE DEVELOPMENT

Education is a long term investment and it was never expected that the benefits of this would be seen quickly. Several achievements have been realised under the 2008-2011 plan including, progress in achieving universal primary education, strengthening the I-Kiribati workforce by putting through some vocational programmes to boost up economic growth.

Universal Primary Education

Although the NER for primary level has fallen from 93% to 85% between 2008-2010 as depicted in figure 1, the 91% survival rate to year 5 indicates a move in the right direction for achieving universal primary education. This was well supported in the increase in the transition rate from class 6 to form 1 from 85% to 97% in 2009 to 2010 respectively.

Figure 1: NER and Transition Rate



Data Sources: Digest of Education Statistics, 2010

Other achievements from the last Plan period include the following;

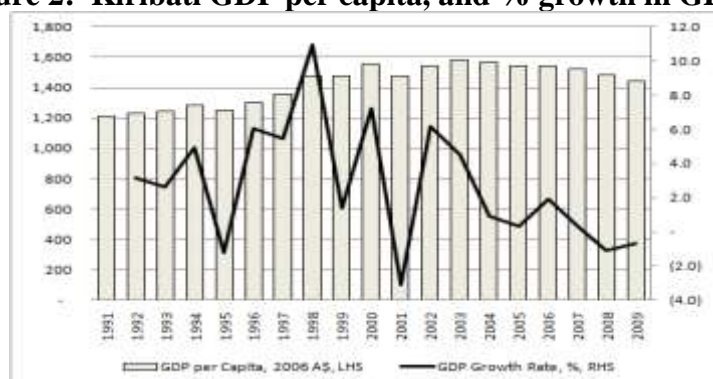
- A National Curriculum and Assessment Framework (NCAF) is now in place and work began in 2011 in writing of new syllabuses for Year 1 and Year 2 in English and Mathematics learning areas. The NCAF is currently being progressively rolled out to other learning areas and to more senior years.

- Teacher Professional Development Framework as well as institutional strengthening arrangements for Kiribati Teachers College now in place;
- Teaching Service Standards have been developed and now being implemented;
- National Infrastructure Standards for Primary schools are now in place;
- A Primary School Rehabilitation Plan has been finalised and rehabilitation of primary schools began in 2011;
- A Whole of School Improvement Plan has been developed and work is in progress with primary schools to implement this.
- Early Childhood Care Education Policy now in place;
- Work on reviewing the *Education Ordinance* commenced in 2011.
- The Kiribati English Language program commenced in 2011, a surge program intended to upgrade the English language proficiency of all Kiribati teachers; and
- A program of community consultations has been implemented involving churches and other Government Ministries to encourage greater community involvement in education.

KPA 2: ECONOMIC GROWTH AND POVERTY REDUCTION

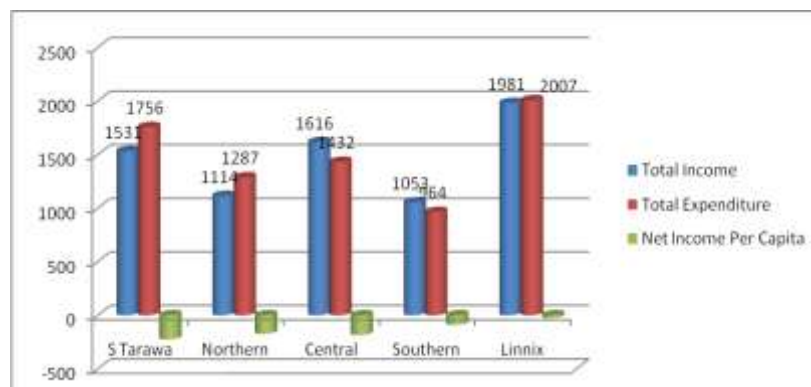
Kiribati has experienced unstable economic growth between 2008-2011 with a negative GDP growth both 2008 and 2009 and positive increase between 2009 and 2010. The country still remains vulnerable to wider economic constraints including global economic downturns as well as an increasing population causing general reduction in GDP per capita.

Figure 2: Kiribati GDP per capita, and % growth in GDP: 1991 - 2009



Poverty in the Kiribati context is a very complex issue. Many families live in a state of affluent subsistence and little need for cash. The proportion of people living below the National Poverty Index was 50% and remains unchanged since 1996 to 2006.

Figure 3: Household Income/ Expenditure Ratio



The latest Household Income and Expenditure Survey (HIES) conducted in 2006 shows that total expenditure of households exceeded total household income by \$9,669,418

indicating more is spent than earned by households which was eventually lead to a low net income per capita.

Over the period, there are other achievements registered under the last KDP include the following:

- An increase in the number of Joint Ventures from 1 in 2008 to 4 in 2011;
- Reform of State Owned Enterprises, with six identified as suitable for privatization and one (Kiribati Supply Company) sold so far.
- A new, simpler tax regime (PAYE final) introduced in 2009;
- Better financial planning including a multi-year budget framework, and a Public Financial Management review;
- An increase in tourist visits to Tarawa, recovery of the tourism industry in Kiritimati and a small but successful tourist fishing venture established in Nonouti;
- A more sustainable basis for fisheries revenue through the Vessel Day Scheme and through employment of more observers on fishing vessels.

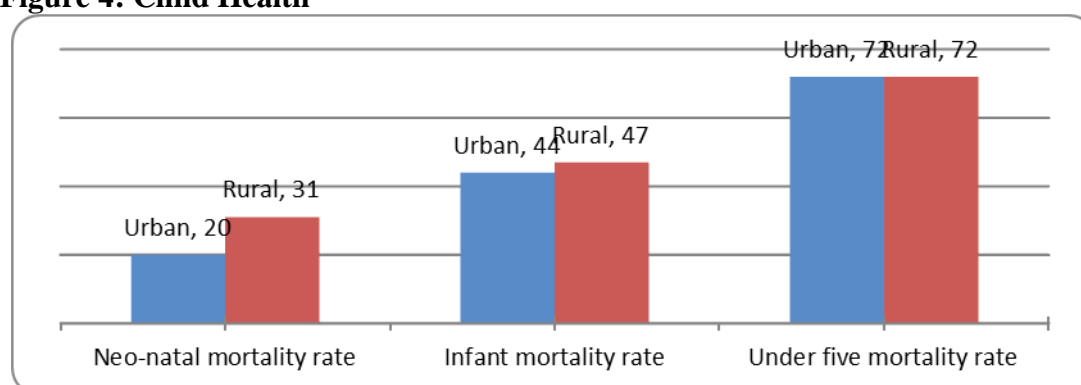
KPA 3: HEALTH

Kiribati has achieved significant progress in key health sectors under the KDP 2008-2011 including:

A drop in the infant mortality rate to 51 per 100,000 in 2010; if this is maintained Kiribati will have achieved its Millennium Development Goal to reduce under 5 mortality below 60 per 1,000 live births in 2015. However data is very incomplete so the trend is not yet certain. As shown in Figure 4 below, mortality is higher in rural

areas than urban areas for both neo-natal and infant mortality, whilst identical for the age range 1 to 4 (under five mortality rate).

Figure 4: Child Health



Source: Kiribati Demographic and Health Survey 2009 (Published Report)

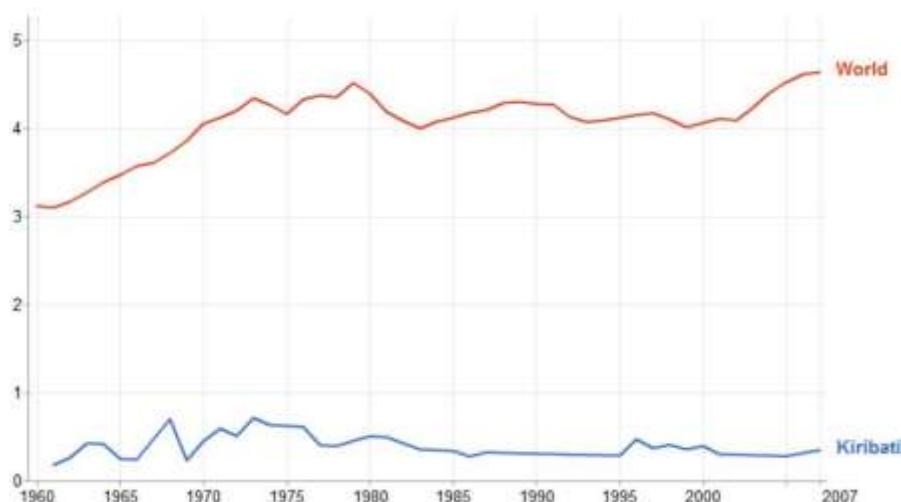
Other achievements under health sector in the course of implementation include the following:

- High rates of breastfeeding, partly due to active promotion including at Tungaru Central Hospital which was accredited as a Baby Friendly Hospital;
- High levels of immunization (above 90%);
- High levels of prenatal visits and deliveries attended by skilled health personnel; and only one maternal death in 2010;
- A reduction in cases of tuberculosis, particularly in the crowded areas of Tarawa.
- Improvement of management and training systems, better access to health services and better quality of health services in the outer islands
- Improvement in life expectancy

KPA 4: ENVIRONMENT

Kiribati is one of the most vulnerable countries in the world to the impacts of global climate change, yet the nation's contribution to global warming is quite minimal. Emissions per capita are less than one tenth of the world average, and have not risen significantly in decades. Kiribati has a strong advocate for emissions reductions in international climate change conventions and treaties, and has chosen to follow a low-carbon development path as part of its overall commitment to a sustainable future

Figure 5: Carbon Dioxide emissions (metric tons per capita), Kiribati and World Average



Source: World Bank, World Development Indicators 2011

During the period, there are other initiatives undertaken to address environmental issues including the following:

- Planting of over 72,000 mangrove seedlings in areas prone to coastal erosion;
- Volunteer participation and involvement of local communities in mangrove planting, using their own resources;
- Enlargement and the designation of the Phoenix Islands Protected Area as the first world heritage site in Kiribati, which was first established in 2006, to over 400,000 square km² in area;
- Very high rates of recycling (over 90%) for containers covered by the Kaoki Mange scheme;
- Rehabilitation of landfills as a first step to implementation of the National Solid Waste Management Strategy.

KPA 5: GOVERNANCE

The welfare of disadvantaged groups including children, youth, women, and the elderly is always a concern. There has been significant progress in raising the profile of women's issues, and evidence for this is provided by increased reporting rates for gender based violence which in the past has been regarded as a private issue.

In terms of education, there is evidence of gender balanced in the primary school level. On average the enrolment ratio since 2008 to 2010 in primary is 99:100 for boys and girls respectively. At the secondary level the number of boys is outnumbered by the number of girls as depicted in Table 1 below

Table 1: Enrolment Ratio

	2005 (or near)	2008	2009	2010
Primary: (boys/100 girls)	103	100	100	98
Junior SS: (boys/100 girls)	100	103	95	93

Secondary School: (boys/100 girls)	84	88	81	82
---	-----------	-----------	-----------	-----------

Governance also includes strengthening respect for the law and policing. Strengthening of community policing in many villages, development of Standard Operating Procedures for reporting crimes detected by public service organizations including schools and NGOs, and the establishment of Domestic Violence Desks in four South Tarawa police stations have all helped to improve the effectiveness of the police in ensuring public safety.

Improving the financial management and auditing of Government and its Ministries and State Owned Enterprises, and of Urban and Island Councils, was a strong priority in the KDP. The Audit Office has been strengthened and is making progress with the auditing of information provided, including the 2009 Government Accounts (including Ministries) and the 2008 annual accounts of the three Urban Councils.

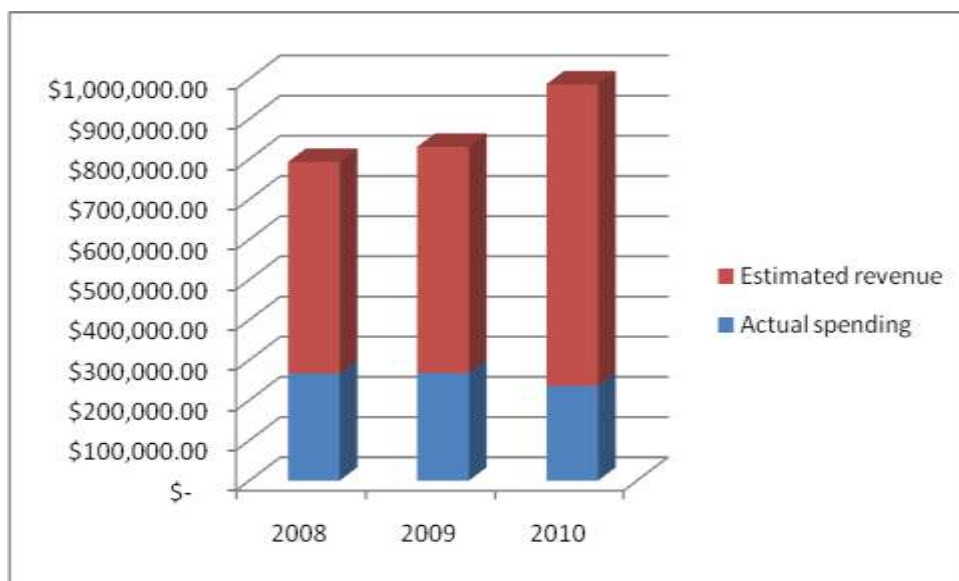
KPA 6: INFRASTRUCTURE

Over the four year periods, achievements were noted on the following

- Housing – An increased number of upgrades of Government houses were undertaken within a fixed maintenance budget – 39 in 2008, 54 in 2009 and 102 in 2010
- Shipping - The number of trading vessels serving Kiribati has increased to 36 in 2010, up from 14 in 2005
- **The completion of 18 health centres and 56 dispensaries **
- Securing of funding to undertake major infrastructure projects namely; South Tarawa Water, Sanitation, and Solid Waste, Kiribati Road rehabilitation, Civil Aviation sector project, Kiribati Ports Extension, Bonriki Airport Upgrading, Urban Development Project and continuing implementation of the Kiribati Adaptation Project phase 3.

Maintenance spending of over \$230,000 per year for the repair and maintenance of international airports was considered to be low in proportion to the estimated revenue collection which increases from \$526,660 to \$750,380 between 2008 and 2010 as shown in figure 6 given below.

Figure 6: Actual Spending and Estimated Revenue



In terms of airport maintenance and upgrading in the outer islands, a total of 27 islands covered within the reporting period; 4 in 2008, 6 in 2009, 10 in 2010 and 7 in 2012. Expenditure on immediate airport maintenance in the outer islands of not less than \$40,000 was high in proportion to airport tax revenue as shown in figure 7.

Figure 7: Annual Average Revenue Collection by island



Progress on communications on the other hand through ICT services to outer islands improved have depicted in table 2; 21 islands now have a fixed line phone service and 11 have internet access.

Table 2: Annual Access to Communication Services

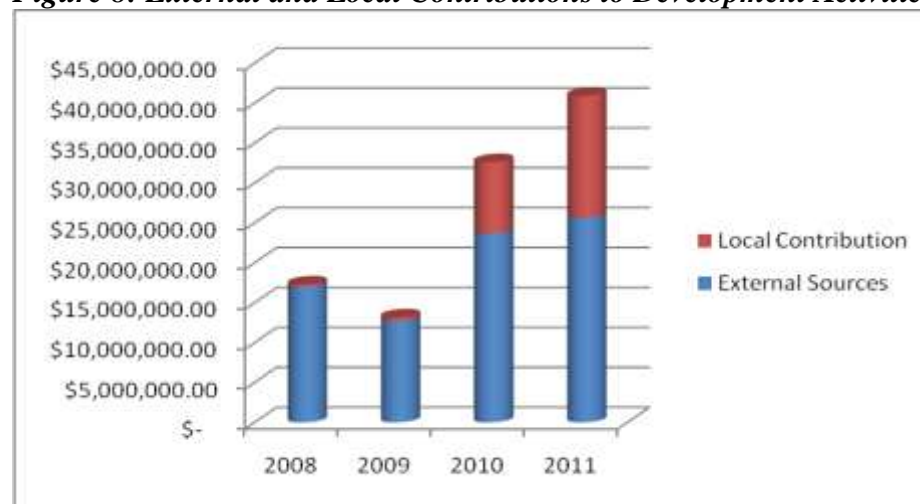
	2005	2008	2009	2010	2011
Access to fixed line	4	9	11	13	21
Access to mobile services				1	5
Access to internet		1	3	4	11

LINKAGE BETWEEN DEVELOPMENT ACHIEVEMENTS AND EXTERNAL ASSISTANCE

Over the four year periods, there was a notable increase in the number of development projects approved and implemented. This would support the findings in figure 8 where high proportion of funding comes from external sources. As illustrated, the amount of external funds declined between 2008-2009 and then increases again in 2009 to 2011.

Based on the data available, it was roughly estimated that AU\$103,981,994.05 had been received in support of the last KDP (2008-2011) implementation. Out of that amount, about 76% comes from external sources and the remaining 24% form part of the Government of Kiribati local contribution to development activities.

Figure 8: External and Local Contributions to Development Activities



Data Source: NEPO Warrant, 2008-2011

SUMMARY OVERVIEW OF THE 2012-2015 KDP

Preparation and formulation of the 2012-2015 KDP was based on the issues, challenges and lessons learnt from the review findings of the 2008-2011 KDP. This is the 9th plan in the series of development plans since 1979. The plan itself incorporates important contemporary issues from the Mauritius Strategy, Pacific Plan and MDGs and therefore is not a stand alone plan. The new plan also maintains the 6 key policy

areas in the last KDP. For the very first time, the 2012-2015 KDP has included a national level results consisting of outputs, outcomes and measurement performance indicators, baselines and targets to be achieved within the next four years. Government is also putting specific focus on the improvement of monitoring and evaluation for key expected results under each of the 6 key policy areas.

KPA 1: Human Resource Development

- Improving education quality using learner-centred instruction methods as well as professional development for both external and internal labour markets.

KPA 2: Economic Growth & Poverty Reduction

- Structural and fiscal economic reforms to bolster economic development as well as the promotion of opportunities for hardship reduction

KPA 3: Health

- Prevention, curative as well as education strategies for in a bid to improve the quality in delivery of health services in the Country

KPA 4: Environment

- Resource mobilization/Capacity building to continue building resilience of communities and the country at large so as to carry out adapting to the changing impacts of climate change

KPA 5: Governance

- Adopting effective civil service reforms so as to promote compliance, transparency, accountability and inclusiveness across all government public sectors

KPA 6: Infrastructure

- Facilitating economic growth, trade, industrialisation and well-being for technological transformation through the development of new/upgrade/maintenance of physical infrastructure

Issues

3. -The 2008-2011 KDP is more of an Activity Based with no clear outcomes/results, national targets and measurement performance indicators.

-Poor linkage and alignment between Government Budget, MOPs and the KDP

-Ineffective Implementation Strategy Framework and M&E system already in place.

-Poor Coordination of a Sector Working Approach.

Recommendations

4. DPF Delegates are all invited;
 - i. To note the development achievements from the last KDP (2008-2011)
 - ii. To note the development focus of the new KDP (2012-2015)
 - iii. To note the continuous dependency of the country's development on the development partners' assistance

Government of Kiribati
3 -4 April 2012